

**WELCOME**

**TO**

**SMASH**

**VILLE**



***NASHVILLE PREDATORS***  
***2018-19 MEDIA GUIDE***



# WE STAND WITH YOU.

From raising money for pediatric cancer research to putting smiles on the faces of children at Monroe Carell Jr. Children's Hospital at Vanderbilt, the Preds are always there for our patients. Vanderbilt Health is proud to help keep the team in ice-ready form. We're cheering them on through another amazing season here in Smashville.

Let's go, Predators!

---

Exclusive Healthcare Provider  
for the Nashville Predators

VANDERBILT  HEALTH

# NASHVILLE PREDATORS

## 2018-19 SCHEDULE

SUN	MON	TUE	WED	THU	FRI	SAT
<b>OCT</b>						
	01	02	03	04 6:30 NYR	05	06 6:00 NYI
07	08	09 7:00 CGY	10	11 7:30 WPG	12	13 7:00 NYI
14	15 7:00 MIN	16	17	18	19 8:00 CGY	20 9:00 EDM
21	22	23 7:30 SJS	24	25 6:00 NJD	26	27 2:00 EDM
28	29 7:00 VGK	30	31			

SUN	MON	TUE	WED	THU	FRI	SAT
<b>NOV</b>						
				01 6:30 TBL	02	03 7:00 BOS
04	05	06	07 9:00 COL	08	09	10 1:00 DAL
11	12 9:00 ANA	13 9:30 SJS	14	15 6:30 ARI	16	17 7:00 LAK
18	19 7:00 TBL	20	21 7:00 STL	22	23 7:00 STL	24
25 7:00 ANA	26	27 7:00 COL	28	29 7:00 ARI	30	

SUN	MON	TUE	WED	THU	FRI	SAT
<b>DEC</b>						
					01 7:00 CHI	02
02 7:00 BUF	03	04	05	06 9:00 VAN	07	08 9:00 CGY
09	10	11 7:00 OTT	12	13 7:00 VAN	14	15 7:00 NJD
16	17 6:30 OTT	18 7:30 CHI	19	20 6:00 PHI	21	22 12:00 BOS
23	24	25	26	27 7:00 DAL	28	29 7:00 NYR
30	31 11:30 WSH					

SUN	MON	TUE	WED	THU	FRI	SAT
<b>JAN</b>						
		01 7:30 PHI	02	03	04 6:30 DET	05 6:00 MTL
06	07 6:00 TOR	08	09 7:00 CHI	10 6:00 CBJ	11	12
13 11:30 CAR	14	15 7:00 WSH	16	17 7:00 WPG	18	19 7:00 FLA
20	21 2:00 COL	22	23 9:00 VGK	24	25	26
27	28	29	30	31		

SUN	MON	TUE	WED	THU	FRI	SAT
<b>FEB</b>						
					01 6:00 FLA	02 7:00 DAL
03	04	05 7:00 ARI	06	07 7:00 DAL	08	09 1:00 STL
10 7:30 STL	11	12 7:00 DET	13	14 7:00 MTL	15	16 9:00 VGK
17	18	19 7:30 DAL	20	21 7:30 LAK	22	23 4:30 COL
24	25 7:00 EDM	26 7:00 STL	27	28		

SUN	MON	TUE	WED	THU	FRI	SAT
<b>MAR</b>						
					01 7:00 WPG	02
03 6:30 MIN	04	05 7:30 MIN	06	07	08	09 7:00 CAR
10	11	12 9:00 ANA	13	14 9:30 LAK	15	16 9:30 SJS
17	18	19 7:00 TOR	20	21 7:00 PIT	22	23 6:00 WPG
24	25 7:00 MIN	26	27	28	29 6:00 PIT	30 7:00 CBJ
31						

SUN	MON	TUE	WED	THU	FRI	SAT
<b>APR</b>						
	01	02 6:00 BUF	03	04 7:00 VAN	05	06 7:00 CHI

 HOME  AWAY





# TABLE OF CONTENTS



## MANAGEMENT & STAFF

Staff Directory	4-6
Ownership	8-9
Management/Development/Scouting Staff	10-21
Coaching Staff	22-26
Training/Equipment Staff	27
Predators/Powers Management Staff	28-33
Broadcasters	34-37
Broadcast Partners	37
Arena Information	38-39
Community Relations/Predators Foundation	40-43
Youth Hockey & Fan Development	43-45
AHL Affiliate, Milwaukee Admirals	46-48

## THE PLAYERS

Organizational Roster	52-53
How the Predators Were Built	54-55
Player Biographies	56-109
In the System	110-127
2018 NHL Entry Draft Selections	128-131

## 2017-18

Team Notes	134-137
Final Scoring	138
Scoring Breakdown	139
Game-by-Game Summary	140-141
Goals & Shots by Period	142-143
Scoring by Period/Record when Scoring	144
Goals Breakdown	145
Game Notes	146
vs. NHL	147
Highs & Lows	148
The Last Time	149
Overtime	150-151
Misc. Statistics	152
Shootouts	154
Player Game-by-Game Summary	155-159
Man-games Lost	160
Transactions	161-162
AHL Standings and Leaders	163
Milwaukee (AHL) Final Scoring	164

## NHL & OPPONENTS

2017-18 NHL Final Standings	170
2017-18 NHL Awards	171
NHL All-Stars/Leaders/Directory	172
2017-18 Critical Dates	173
NHL Referees & Linesmen	174
Predators vs. Summary	175
Team-by-team Season/All-Time Results	176-245

## TEAM HISTORY & RECORDS

Season Records	249-250
Team Streaks & Holiday Records	251
Special Teams	252
All-Time Statistics	253-257
Personnel & All-Stars	258
Award Winners, Nominees & Olympians	259-260
All-Time Leaderboard	261
Season Leaders	262-263
Multi-Point/Multi-Goal Games	264
Year-by-Year Final Scoring	265-282
Record by Game	283
Rookies & Vets/By the Numbers/Attendance	284

## TEAM HISTORY & RECORDS (CONTINUED)

Franchise Firsts	285
Hat Tricks	286
Penalty Shots	287
Shootouts	288-289
Overtime History	290-294
Shootout History	295
The Predators vs. the NHL	296
The NHL vs. the Predators	297
All-Time Draft Selections	298-299
Alumni Register	300-311
Opening/Closing Night Results	312
Franchise Timeline	313-317
All-Time Trades & Acquisitions	318-327
Team Records	328-336
Player Records	337-341

## PLAYOFFS

Playoff Notes	344-346
Western Conference First Round	347
Western Conference Second Round	348
2018 Player Game-by-Game	349-350
2018 Final Scoring	351
2018 Scoring Breakdown	352
2018 Game Notes - Situational	353
2018 Goals Breakdown/Goals & Shots by Period	354-355
All-Time Playoff Results	356-358
All-Time Playoff Statistics	359-362
All-Time Playoff Leaderboard/Season Leaders	363-364
Playoff Firsts/Playoff Situational	365-366
Hat Tricks/Penalty Shots/Shutouts	367
Overtime History	368
Year-by-Year Playoff Scoring	369-374
Team Records	375-380
Player Records	380-383

## MEDIA INFORMATION

Media Relations	386
Miscellaneous Arena/Game Night Information	387
2016 All-Star Game	388-389
Ford Ice Center	390-391
One Bellevue Place	392
Rink Partnerships	393
Bridgestone Arena Map	394
Vanderbilt Medical Staff	395-396
Predators Name & Logo	397
Nashville Hockey History	398

## TRAINING CAMP 2018

Training Camp Roster	400
All-time Preseason Results	401

## CREDITS

Editor	Kevin Wilson
Assistant Editors	Nick Barnowski, Natalie Aronson, Brooks Bratten
Design & Layout	James O'Hara, Paul Green
Editorial Assistance	Matthew Strage,
	A.J. Mazzolini, Keely Nianess
Design Assistance	Jackie Fisher, Chuck Stephens
Photography	John Russell, Getty Images

# MANAGEMENT & STAFF

## PREDATORS STAFF DIRECTORY

### NASHVILLE PREDATORS EXECUTIVES

Owners	Predators Holdings LLC Investor Group: Christopher Cigarran, Thomas Cigarran, Joel and Holly Dobberpuhl, David Freeman, Joey A. Jacobs, J. Brent Jacobs, Scott D. Jacobs, Herbert Fritsch, DeWitt Thompson V, John Thompson & Warren Woo
President, CEO & Alternate Governor	Sean Henry
Chief Operating Officer	Michelle Kennedy
Chief Revenue Officer	Chris Junghans
Chief Financial Officer	Keith Hegger
Senior Vice President of Ticket Sales, Premium Sales & Youth Hockey	Nat Harden
Senior Vice President of Entertainment & Marketing	David Kells
Senior Vice President of Operations	Dave Urso
General Counsel	Heidi Bunden

### HOCKEY OPERATIONS

General Manager, President of Hockey Operations & Alternate Governor	David Poile
Assistant General Manager & Director of Hockey Operations	Brian Poile
Assistant General Manager & Director of Scouting	Jeff Kealty
General Manager of Milwaukee Admirals & Director of Player Development	Scott Nichol
Head Coach	Peter Laviolette
Associate Coach	Kevin McCarthy
Assistant Coach	Dan Muse
Goaltending Coach	Ben Vanderklok
Strength and Conditioning Coach	David Good
Assistant Coach - Video	Lawrence Feloney
Video Coordinator	Andrew Meloche
Amateur Scouting Video Coordinator	Nick Lubrano
Manager of Hockey Operations	Brandon Walker
Hockey Operations Analytics Coordinator	Matt Hamann
Hockey Operations Research & Development Data Engineer	Walt Pfeiffer
Hockey Operations Administrator & Executive Assistant	Jeff Zavatsky
Head Athletic Trainer	Andy Hosler
Assistant Athletic Trainers	DJ Amadio & Jeff Biddle
Head Equipment Manager	Pete Rogers
Assistant Equipment Manager	Jeff Camelio
Equipment Assistant	Brad Peterson
Locker Room Attendant	Craig Baugh

### TEAM DOCTORS

Head Team Physician & Orthopaedic Surgeon	John E. Kuhn, M.D.
Head Team Physician & Sports Medicine Primary Care Physician	Paul J. Rummo, D.O.
Assistant Team Physician & Orthopaedic Surgeon	Charles L. Cox, M.D.
Assistant Team Physician & Sports Medicine Primary Care Physician	Alex Diamond, D.O.
Team Psychologist	Gary Solomon, Ph.D.
Team Neuropsych	Katie Gifford, Psy.D.
Team Behavioral Health Specialist	Aaron Jeckell, M.D.
Team Chiropractor	Cliff Brown, D.C.
Head Team Ophthalmologist	Daniel S. Weikert, M.D.
Team Ophthalmologists	Sean Donahue, M.D. & Jeff Kammer, M.D.
Head Team Plastic Surgeon	Wesley Thayer, M.D.
Team Plastic Surgeons	Stephane Braun, M.D. & Blair Summit, M.D.
Head Team Emergency Medicine Physician	Warne Fitch, M.D.
Emergency Medicine	Jared McKinney, M.D. & Jeremy Brywczyński, M.D.
Team Dentists	Tyler Ames, DMD & Julie Rezk, DMD
Team Cardiovascular Physician & Surgeons	Joseph L. Fredi, M.D. & Christopher R. Ellis, M.D.

### MARKETING & COMMUNICATIONS

Vice President of Marketing & Communications	Danny Shaklan
Director of Communications	Kevin Wilson
Director of Marketing Entertainment	Adam DeVault
Senior Marketing Managers	Claire Francis & Sandy Weaver
Digital Manager & Producer	Thomas Willis
Corporate Communications Manager	Natalie Aronson
Senior Marketing Coordinator	Sean Hochberg
Senior Coordinator of Marketing Activations	Allie DiDomenico
Communications & Content Coordinator	Brooks Bratten
Communications Coordinator	Nick Barnowski
Social Media Coordinator	Megan Garrett
Director of Creative Services	Chuck Stephens
Manager of Creative Services	Jackie Fisher
Graphics Assistant	James O'Hara
Graphics Assistant	Paul Green
Marketing Assistant	Sarah Gromos
Team Photographer	John Rusell

### COMMUNITY RELATIONS

Senior Director of Community Relations	Rebecca King
Senior Manager of Community Relations	Kristen Finch
Community Relations Coordinator	Krystin Fisher
Community Relations Coordinator	Taylor Klein

### CORPORATE PARTNERSHIPS & DEVELOPMENT

Vice President of Corporate Partnerships	Delmar Smith
Senior Director of Premium Sales	Chris Burton
Senior Director of Corporate Development	Jack Burk
Director of Corporate Development	Jason Oxford
Director of Corporate Partnerships	Jeremy Burson
Premium Seat Sales Senior Manager	Tim Wilson
Corporate Activation Senior Manager	Paige Ciuffo
Corporate Partnership Service Senior Manager	Jennifer Maxwell
Corporate Development Managers	Mickey Hock, Alex Garmez, Evan Lindsey, AJ Rockwell & Josh Smiley
Premium Sales Manager	Josh Wolf
Corporate Partnerships Account Manager	Robin Lee & Jordan Wright

# MANAGEMENT & STAFF

## PREDATORS STAFF DIRECTORY



### CUSTOMER SERVICE

Vice President of Service & Retention	Britt Kincheloe
Senior Director of Service & Retention	Marty Mulford
Club Services Coordinator	Zach Preston
Club Services Coordinator	Whitney Snyder
Premium Seats Coordinators	Braydon Brown, Emily Deathridge & Zach Williams
Guest Experience Team Members	Nicole Aikens, Bridgette DaSilva
	Heather Giddens, Rian Hooper, Jake McGowan, Daniella Milroy, Tyler Rayburn, Matt Schonland, Kristina Taylor, Zack Taylor

### FINANCE/HUMAN RESOURCES/ADMINISTRATION

Vice President of Human Resources	Laurie Scott
Vice President of Operations	Kyle Clayton
Controller	Jane Avinger
Senior Counsel	Jill Ormandy
Accounting Manager	Matt Loftus
Staff Accountant	Brianna Gefre
Staff Accountant	Brandon Koehler
Accounting Coordinator	Alex Fluehr
Accounting Specialist	Kathy King
Director of Payroll	Susan Charnley
Executive Assistant, Legal/HR	Pier Vaughn
Senior Director of Human Resources	Courtnei Mosley
Human Resources Coordinator	Bre Laabs

### EVENT TECHNOLOGY

Director of Information Technology	Michael Paul
Information Technology Coordinators	Tommy Nelson & Eric Bradley
Network Administrator	Dustin Thomas

### BROADCAST/ENTERTAINMENT

Senior Director of Broadcast & Entertainment	Bob Kohl
Director of Event Presentation	Brian Campbell
Video Production Manager	Mitch Jordan
Producer	David White
Creative Content Producer	Shane Blindert
Feature Producer	Lynne Koester
Content Producer	Nick Pichnic
Associate Producer	Jacob Hartzfeld
Event Presentation Coordinator	Elizabeth Bower
Content Coordinator	Grant Tiberghien
Graphics Coordinator	Matt Rowley
TV Play-by-Play Announcer	Willy Daunic
TV Color Analyst	Chris Mason
TV Pregame/Postgame Host	Lyndsay Rowley
TV Analyst	Terry Crisp
TV Rinkside Reporter	Kara Hammer
TV Personality	Mark Howard
Radio Play-by-Play Announcer	Pete Weber
Radio Color Analyst	Hal Gill
Radio Analyst	Brent Peterson

### TICKET SALES/BUSINESS ANALYTICS

Director of Ticket Sales	Brad Gillispie
Director of Business Strategy	JT Louviere
Group Sales Manager	Dan Schaefer
Senior Account Executive	Dan Althoff
Senior Account Executive	Brett Bennick
Group Sales Account Executives	Chris Halley, Michael Matts & Zach Zazzi
Associate Account Executives	Kristi Andrasick, Ryan Dreyer, Jared Fisher & James Kocen
New Fan Development Representative	Curtis Sparrow & JT Venable
Business Analytics Manager	Lindsay Rutledge
Business Intelligence Manager	Michael Rust

### FORD ICE CENTER/YOUTH HOCKEY & FAN DEVELOPMENT

Ford Ice Center General Manager	Danny Butler
Office Manager & Human Resources Administrator	Kara Pack
Senior Hockey Manager	Zach Jackson
Operations Manager	Manny Medina
Hockey Coordinator	Nathan Crooks
Youth Hockey Coordinator	Andy Franklin
Marketing Coordinator	Hannah Morris
Business Operations Coordinator	Will McCaskill
Event Coordinator	Andrew Ferrari
Amateur Hockey & Fan Development Manager	Mike Skeats
Amateur Hockey & Fan Development Coordinators	Marissa Kraut & Andrew Serpico
Learn to Skate Manager	Paula Trujillo
Scott Hamilton Skating Academy Manager	Ashley Wyatt
Public Safety Officers	Kyle Bernard & Josh Henderson
Concessions Manager	Elgin Adams

### EVENTS

Vice President of Events	David Chadwell
Director of Quality Assurance	Tom Gallo
Senior Director of Events	Ben Bosse
Director of Events Services	Ashlee Stokely
Event Manager	Kylie Wilkerson
Front of House Coordinator	Jeremy Meriwether
Event Coordinators	Mary Downs & Madison Green
Director of Technical Operations	David Graham
A/V Coordinators	Alan Figueroa & Ethan Vincent
Broadcast System Engineer	Steve Byron
Administrative Assistant	Erin Cooley

# MANAGEMENT & STAFF

## PREDATORS STAFF DIRECTORY

### OPERATIONS

Vice President of Facility Operations	Tim Friedenberger
Director of Engineering Operations	Rich Barker
Director of Event Operations	Darrin Harrie
Facility Operations Coordinator	Shannon Callihan
Ice Manager	Nigel Schnarr
Ice Technician	Nate Evans
Overnight Quality Control Manager	Eric Lillard
Operations Supervisors	Bart Hatton & Cortney Murphy
Maintenance Mechanics	Joe Jenkins, Wes Holden, Joe Hardin & Bob Stewart
HVAC Technicians	Von Cox & Andrew Muchitch
Senior Electrician	Mark Menth
Electrician	Joey O'Donnell
Project Supervisor	Ron Maleyko
Plumber	Richard Mallisauskas
Operations Conversions Technicians	Mallory Sove, Ernie Spangler, Cameron Stewart, Joel Taylor, Willie Walker

### PUBLIC SAFETY

Public Safety Director	Chad Ludkey
Overnight Manager	Byron Schneider
Public Safety Manager	Connor Morvay
Public Safety Coordinator	Daniel Hopkins
Public Safety Supervisors	Tony Gann & Kelli Hill
Public Safety Officers	Darren Brown, Tom Cummings, Mike Deere, Jessica Freeman, D'Ante Graham Daniel Gregory, Tami Jones, Ben Pettitt

### BOX OFFICE

Senior Director of Ticketing	Lonnie Wilkerson
Director of Ticket Operations	Sara Shear
Box Office Operations Manager	Denise Williams
Premium Ticket Operations Manager	Lara Crouch
Box Office & Events Finance Manager	Austin Harlow
Ticket Operations Coordinator	Will Moore
Ticket Operations Coordinator	Ashley Spencer
Box Office Assistant	Eric Schmitz
Box Office Specialist	Katie Quinn
Box Office Coordinators	Emily Alcorn & Allie Wilson
Box Office Associate	Jennifer Dinning, Brittney Hitch & Robert Krause
Ticket Operations Assistant	Kyle Scholl

### ADMINISTRATION

Senior Vice President & Senior Advisor	Gerry Helper
Executive Assistant to CEO, President & Alternate Governor	Beth DeGrandis
Receptionist & Office Coordinator	Jordan Futch & Karis Helton

### BRIDGESTONE ARENA VENDORS

#### Levy Restaurants

Director of Operations	Crystal Perfitt
Director of Sales	Tara Sasser
Patron Platinum Club Manager	Matt Kindt
Sales Coordinator	Kim Dallaire
Executive Chef	Derek Fulton
Executive Sous Chef	DeVol Marthel

#### Delaware North

General Manager	John DonVito
Executive Chef	Wade Gnann
Food & Beverage/Pete & Terry's Tavern Manager	Angela Hammitt
Operations Manager	Aaron Loovis
Concessions Manager	Keith Saunders
Human Resources Manager	Mike Boyle
Retail Manager	Melissa Beard
Commissary Manager	Jennifer Tate
GuestPath/Non-Profit Coordinator	Cass White

#### Jani-King

Operations Director	Ismael Berrios
Manager	Maria Gonzalez

#### Contemporary Services Corporation

Senior Vice President of Branch Administrations	Bruce Wagner
Co-Branch Managers	Billy Barrett & Jack Vaughn
Scheduling Manager	Kyli Hayle
Human Resources Manager	Joe Churchillwell
Scheduler	Debbie Boyd
Administrative Assistant	Tracey Witsman





## PRE-GAME...PUCK DROP... POST GAME...

We'll save you a seat at The Bridge.

Locals know The Bridge Lounge is the place to be for genuine, Nashville flavor. There's no better venue for pre-gaming, viewing or celebrating the big game.

---

**SHOW YOUR PREDATORS GAME DAY TICKET STUB  
TO RECEIVE \$3 DRAFT BEERS \$6 SELECT WINES  
AND 20% OFF FOOD**

---



Serving classic American cuisine, cocktail and beer with eight, 60" HD LCD TVs combined with live, nightly music and additional dining options. We promise an unforgettable evening in downtown Nashville.

Check us out at [BridgeLoungeNashville.com](http://BridgeLoungeNashville.com).



RENAISSANCE NASHVILLE HOTEL  
611 Commerce Street, Nashville, TN 37203  
t: 615-525-4149 [RenaissanceNashville.com](http://RenaissanceNashville.com)

©2016 Renaissance Hotel Holdings, Inc.

**R**  
**RENAISSANCE**<sup>®</sup>  
NASHVILLE HOTEL

# MANAGEMENT & STAFF

## OWNERSHIP

### PREDATORS HOLDINGS LLC

On December 7, 2007, Predators Holdings LLC purchased the Nashville Predators and Powers Management (the company that operates Bridgestone Arena) and took over the day-to-day operation of the National Hockey League team and Bridgestone Arena.

Predators Holdings LLC includes local executives in finance, health care and private business. Members include: Thomas Cigarran, Christopher Cigarran, Herb Fritch, Joel and Holly Dobberpuhl, Dewitt Thompson V, John Thompson, David Freeman, Warren Woo and W. Brett Wilson.

### THOMAS G. CIGARRAN



Tom Cigarran is a co-founder and former Chairman, President and CEO and Director of AmSurg Corporation, the nation's largest outpatient surgery center company and a major national provider of physician services to hospitals, surgery centers and other healthcare facilities. He is also a co-founder, former Chairman, President and CEO and Director of Healthways, Inc. He serves as an Advisor to Cressey & Company, a healthcare focused private equity firm. Cigarran was elected Chairman of the Nashville Predators in March 2010 and served as chairman for over eight years until September 2018.

Cigarran has been an active supporter of public education in Nashville for more than 20 years, having served as the Education Chairman of the Nashville Area Chamber of Commerce and being a founder and Chairman of the Operating Board of Alignment Nashville, an organization that helps organize the activities of more than 150 Nashville area non-profit organizations, the business community and governmental agencies in support of public education. He has also led the Haiti Education Mission of the Cathedral of the Incarnation for more than 15 years and sponsors a primary and a secondary school in Haiti. He has served on the Board of Vanderbilt University Medical Center and chaired the advisory board of Vanderbilt's Owen School's Healthcare MBA Program, served on the boards of the Harpeth Hall School, Alive Hospice and the Mental Health Association of Middle Tennessee. He has also twice served as Chair of the Nashville Health Care Council.

Cigarran received a Bachelor of Science degree from Villanova University and an MBA from the New York University Graduate School of Business. He and his wife, Connie, are 40-year residents of Nashville, have two children and five grandchildren. The whole family loves Predators hockey.

### CHRISTOPHER C. CIGARRAN



Chris Cigarran is the CEO of Imagine Health, the leading provider of next generation health plan solutions for large employers in the United States. Cigarran received his undergraduate degree from Bucknell University and his master's degree from Pepperdine University.

### JOEL & HOLLY DOBBERPUHL



Joel Dobberpuhl, CEO and portfolio manager of Jetstream Capital, an investment firm he founded in 2003, and his wife, Holly, are founders of the Peter Hawkins Dobberpuhl Foundation. Prior to founding Jetstream Capital, Dobberpuhl was a Senior Portfolio Manager for AIM investments. He is also one of the Predators Alternate Governors on the NHL Board of Governors.

Dobberpuhl received his degree from Southern Methodist University in 1988 alongside Holly (Stone) Dobberpuhl. Together, the Dobberpuhls are active in several charities based in the Nashville area and have both served on the boards of Mercy Children's Clinic and Rockettown Ministries. The Dobberpuhls are residents of Montecito, California.

### DAVID S. FREEMAN



David S. Freeman is the CEO of 36 Venture Capital and the former founder and CEO of Commodore Medical Services, a medical waste management company sold in 2007. Freeman received his undergraduate degree from the University of Tennessee and a Juris Doctor degree from the Vanderbilt University School of Law. Freeman serves on the Board of Trustees of the United Way of Metropolitan Nashville and Brandt Chastain's ReachUp Foundation.

### HERBERT A. FRITCH



Herb Fritch formerly served as President of the Senior Segment at Cigna-HealthSpring following the acquisition of HealthSpring by Cigna in 2012. Beginning his career in 1973 as an actuary, Fritch has more than 40 years of experience in the managed healthcare business. He is also one of the Predators Alternate Governors on the NHL Board of Governors. A graduate of Carleton College, Fritch is on their Board of Trustees. He and his wife Barbara reside in Nashville.



## OWNERSHIP

### JOEY A. JACOBS



Joey A. Jacobs joined Acadia Healthcare Company, Inc. in February 2011 and has served as the Chairman of the Acadia board of directors and as Acadia's Chief Executive Officer since that time. Jacobs has extensive experience in the behavioral health industry. Prior to joining the company in 2011, he co-founded Psychiatric Solutions, Inc. ("PSI") and served as Chairman, President and Chief Executive Officer of PSI from April 1997 to November 2010; prior to founding PSI, Jacobs served for 21 years in various capacities with Hospital Corporation of America (HCA, also formerly known as Columbia and Columbia/HCA). Jacobs serves on the board of directors of Envision (formerly AmSurg Corporation), Cumberland Pharmaceuticals, Inc., Mental Health Management, Inc., the Nashville Healthcare Council, The Jason Foundation and Monroe Carell Jr. Children's Hospital at Vanderbilt. Jacobs was recently nominated by Governor Bill Haslam and confirmed by the Tennessee General Assembly to serve on the Middle Tennessee State University Board of Trustees.

Jacobs is married to his wife of 41 years, Debbie, and they have two sons, Brent and Scott. Outside of work, he enjoys spending time with his family and friends, while also tending to his herd of Black Angus cattle at the family's farm in Warren County, Tennessee. In addition, Jacobs is an active church and community member, serving on several not-for-profit boards and giving to numerous local community/charitable organizations, such as Monroe Carell Jr. Children's Hospital at Vanderbilt, The Jason Foundation and Morrison Elementary School. Jacobs also established the Joey Jacobs Chair of Excellence in Accounting at Middle Tennessee State University.

### J. BRENT JACOBS



J. Brent Jacobs serves as Assistant Vice President of Acquisitions and Development at Surgery Partners, previously Symbion Healthcare before its acquisition in November 2014. Prior to joining Symbion in 2012, Jacobs worked as a Senior Associate in the Assurance practice at PricewaterhouseCoopers, LLP. He has over 10 years' experience in accounting and finance, while currently focusing on mergers and acquisitions, including transactional due diligence and financial analysis. Jacobs is a graduate of Samford University, where he received a BA degree in Business Administration and earned a MACC from the Brock School of Business. He also holds an MBA from the University of Florida's Hough Graduate School of Business.

Jacobs is married to his wife of six years, Katie. They have two daughters, Emaline and Joey Kate. He enjoys spending time with his family and friends, playing amateur hockey at Ford Ice Center and racing at the local Fairgrounds Speedway Nashville. Jacobs is an active church and community member, participating in numerous community service projects through the years, including United Way, Habitat for Humanity, Second Harvest Foodbank and Bike MS (National MS Society).

### SCOTT D. JACOBS



Scott D. Jacobs serves as Chief Financial Officer at TrustPoint Hospital in Murfreesboro, Tennessee. Prior to joining TrustPoint in December 2016, Jacobs worked as a financial manager in the Financial Planning and Analysis department at Vanderbilt University Medical Center in Nashville, Tennessee. He is a graduate of the University of Georgia, where he received his Bachelor of Business Administration degree in Accounting. Jacobs is also a certified public accountant and a member of the American Institute of Certified Public Accountants (AICPA).

Jacobs enjoys spending time with his family and friends, cycling and playing amateur hockey for multiple teams at Ford Ice Center and Centennial Sports Complex. He is an active church and community member, most recently competing in the annual Bike to Jack & Back MS ride (National MS Society).

### DEWITT C. THOMPSON V



DeWitt C. Thompson, V, is Chairman and CEO of Thompson Machinery Commerce Corporation, a Caterpillar heavy machinery and power systems distributor in Tennessee and Mississippi. He also serves as Chairman for Aries Clean Energy. Thompson founded PureSafety in 1999 and served as Chairman until the purchase of that company by Underwriters Laboratories in 2011.

Thompson is also a director of Nikola Motor Company and Wealth Access. He received his Bachelor of Science degree from the engineering school at Vanderbilt University. His wife Jamee, son DeWitt VI, and daughters Helen, Grace and Laura reside in Nashville.

### JOHN P.G. THOMPSON



John Thompson is an owner and executive of Thompson Machinery. He is a director of Aries Clean Energy and owns Ashland Properties, a real estate investment company. Prior to working for Thompson Machinery, he served as an asset manager for Covenant Capital Group. Thompson serves on the board of an area non-profit, the Blake McMeans Foundation. A graduate of Vanderbilt University, Thompson resides in Nashville with his wife, Margaret, and their four children.

### W. BRETT WILSON



W. Brett Wilson is a well-known Canadian busi-nessman based in Calgary, Alberta with homes in several cities including Nashville, Tenn. He is currently Chairman of Canoe Financial, an investment management firm with almost \$5.0 billion in assets under management. A career energy-focused investment banker, he has invested extensively in the energy and real estate sectors through his private merchant bank, Prairie Merchant Corporation. He received the prestigious Order of Canada in 2011 and has enjoyed wide recognition for his philanthropic efforts - include several honorary doctorates. A former reality TV star from Dragon's Den, Brett also authored a best-selling book on his life learnings called "Redefining Success: Still Making Mistakes,"

### WARREN WOO



Warren Woo is a founder and Managing General Partner of Breakaway Capital Partners based in Los Angeles, California. He is also the Chief Investment Officer for the family office of Andrew and Peggy Cherg, the Founders of Panda Restaurant Group. Previously, Woo was a Founding Partner and Managing Director at Moelis & Company, Vice Chairman, member of the Board of Directors and Global Head of Financial Sponsors, Hedge Funds and Leveraged Finance of UBS Investment Bank and a Managing Director at Donaldson, Lufkin and Jenrette.

He received an MBA from the Stanford University Graduate School of Business and a BA in Economics from UCLA. Woo lives in Los Angeles with his wife Carolyn and their two sons, Kyle and Kirk.

# MANAGEMENT & STAFF

## MANAGEMENT

### DAVID POILE PRESIDENT OF HOCKEY OPERATIONS/GENERAL MANAGER



Set to begin his 37th consecutive season as an NHL general manager, making him the longest tenured GM in League history, Nashville Predators President of Hockey Operations/General Manager David Poile has spent 36 consecutive years at the helm of a franchise (21 with Nashville, 15 with Washington) dating back to Aug. 30,

1982 when he was hired by the Washington Capitals. He is the only general manager in NHL history to lead two different clubs for over 1,000 games and 500 victories, and on March 1, 2018, against Edmonton, Poile won his 1,320th game, making him the all-time winningest GM in League history.

In 2017-18, Poile's squad engineered the best regular season in franchise history, claiming the Presidents' Trophy and Central Division title for the first time en route to the No. 1-seed and home-ice advantage throughout the playoffs. The Predators recorded 53 wins and 117 points – both franchise records – and featured Vezina Trophy winner Pekka Rinne, a Poile draft pick in 2004, and Norris Trophy nominee P.K. Subban, who Poile acquired in the summer of 2016.

After the Predators became Western Conference Champions and Poile advanced to his first Stanley Cup Final in 2016-17, he was named the 2017 General Manager of the Year, his first such honor after being nominated for award in each of its first three years of existence (2010, 2011 and 2012), while also receiving a sixth-place finish in 2015. Poile is one of the most influential men in the sport, evidenced by his spot on the NHL's Competition Committee all 13 years of existence, appointment to the Hockey Hall of Fame Selection Committee in 2014, and involvement with USA Hockey, highlighted by his service as General Manager of the United States Olympic Team for the 2014 Winter Games in Sochi. On Aug. 9, 2018, Poile's longstanding support and commitment to hockey in the United States was etched in history with his nomination to the U.S. Hockey Hall of Fame as part of the Class of 2018.

While Poile continues to use effective drafting and development of home-grown players as the foundation for the Nashville Predators, his blueprint for success has necessitated the welcoming of high-octane offensive performers to the organization and bold trades in recent seasons. Dating back to the 2013 Trade Deadline, Poile and his staff have been aggressive in acquiring young, talented prospects with high offensive ceilings, and proven NHL stars via trade and free agency to supplement Nashville's drafted talent. This formula helped the Predators to their longest postseason run in franchise history – their first trip to the Stanley Cup Final in franchise history – in 2016-17, shattering nearly every Predators postseason record in the process. Under Poile's guidance, the Predators have reached the Stanley Cup Playoffs in each of the past four seasons and 11 of the past 14 campaigns.

Poile's most impactful moves over the past five-plus seasons have been on the trade front, with his two most recent blockbuster trades being among the largest one-for-one trades in NHL history. On Jan. 6, 2016, Poile acquired the No. 1 center the team has coveted since Day One of the franchise by getting 23-year-old All-Star Ryan Johansen from the Columbus Blue Jackets, and then on July 28, 2017, he signed Johansen to an eight-year, \$64 million contract, the largest contract Poile has ever offered. On June 29, 2016, Poile executed the largest transaction in franchise history by acquiring 2013 Norris Trophy winner Subban and giving Smashville a superstar they've never seen before. Prior to those acquisitions, on April

3, 2013, Poile traded for emerging superstar Filip Forsberg, who has led the team in goals in three of the last four seasons and tied the franchise record for goals in a campaign in 2015-16, from Washington. Forsberg, selected 11th overall in the 2012 Entry Draft, was rated the third-best player by Poile's staff, but slipped due to a run of defensemen being drafted. Other key components acquired via trade include Calle Jankrok (2014), who signed a six-year contract in the summer of 2016, and Kyle Turris, who came to Nashville from Ottawa in a three-team trade on Nov. 5, 2017.

Despite the recent influx of star players from the outside, the Predators continue to hold firm to their philosophy of building around home-grown products starting in net with Rinne, and on the blue line with Captain Roman Josi, who set the franchise record for points by a defenseman in a season (14g-47a-61pts) in 2015-16; Ryan Ellis, who set career highs in assists and plus-minus rating in 2017-18; and Mattias Ekholm, who has emerged into one of the most reliable defensemen in the game at both ends of the ice.

In addition to Johansen and Forsberg, the forward corps are anchored by Viktor Arvidsson – who Poile signed to a seven-year, \$29.75 million contract on July 22, 2017, after co-leading the Preds in goals (31) and points (61) in 2016-17 – four-time 20-goal scorer Craig Smith (fourth round in 2009), 2017 Stanley Cup Playoff breakout star Colton Sissons (second round in 2012), Austin Watson (first round in 2010), Nick Bonino (free agency in 2017) and Ryan Hartman (acquired via trade in 2018). Of the 29 players used by Nashville in 2017-18, 19 were either drafted by the club, or made their NHL debuts with the Preds.

To supplement his core players who have been drafted and developed, or acquired via trade, Poile has been among the busiest GMs on the free-agent market the past five summers, signing 17 forwards, seven defensemen and a goalie to NHL contracts during the opening weeks of free agency.

The assertive, team-building plan implemented by Poile from the franchise's inception has helped the organization earn the reputation as one of the most stable, well-built teams in the NHL. Crucial to the plan's success is the ability to make the right selections and develop the young prospects. Poile has assembled a bright staff of personnel charged with those responsibilities, including Assistant General Manager/Director of Hockey Operations Brian Poile, Assistant General Manager/Director of Scouting Jeff Kealty, Director of Player Development/Milwaukee Admirals General Manager Scott Nichol, and a team of gifted professional and amateur scouts across North America and Europe.

Poile has long been a proponent of a strong developmental system as a means to develop blossoming young players into productive NHL players. The Predators' primary developmental affiliate, the American Hockey League's Milwaukee Admirals, captured the first Calder Cup Championship in franchise history in 2004 and revisited the Calder Cup Final in 2006. They have advanced to the Calder Cup Playoffs in 14 of the last 16 seasons, winning five division titles in that span. From 2002-03 to 2010-11, the Admirals became the first team in AHL history to post 40-or-more wins and 90-or-more points in eight consecutive seasons each season with a team predominately made up of Predators prospects.

Poile's wisdom and experience is clearly valued throughout the hockey world, as evidenced by his selection to the post of General Manager of the U.S. Olympic Team for the 2014 Sochi Games. He was associate general manager for the 2010 United States



## MANAGEMENT

Olympic Team and helped select the team that would become one of the headline stories of the 2010 Games, capturing the hearts of a nation en route to a silver medal. Poile was a member of the U.S. National Team Advisory Group for the third consecutive International Ice Hockey Federation World Championships in 2014, and also served as associate GM for the American entries into the 2009 and 2010 editions of the tournament, and as general manager at the 1998 and 1999 Worlds.

Since its establishment in 2005, Poile has helped guide the NHL Competition Committee, making him one of just two individuals to sit on the committee all 12 seasons of its existence. The steering body that formulates and recommends rule changes for approval by the NHL Board of Governors, the Competition Committee continues to be one of the most influential bodies in the game today having helped usher in innovations featuring on-ice innovations such as the regular-season shootout, hybrid icing and the grandfathering of visors. In March 2014, Poile received yet another prestigious honor by being appointed to the Hockey Hall of Fame Selection Committee and helped mold the Hall of Fame's last five classes.

Poile's third straight General Manager of the Year nomination in 2011-12 came after the team finished with a 48-26-8 record (104 points), the third-best record in the Western Conference, fifth-best in the NHL, and good for home-ice advantage in the Stanley Cup Playoffs. In 2010-11, he was a finalist for the award after Nashville earned the fifth seed in the Western Conference (99 points) and gave up the third-fewest goals in the League (190) despite missing nearly 350 man-games due to injury, and in 2009-10, he constructed a team that was one of 11 to hit the 100-point mark despite having a payroll ranked 28th in the League, earning a spot as a finalist for the inaugural General Manager of the Year Award.

In 2006-07, Poile was recognized by The Sporting News as its "Executive of the Year," an honor he had received twice previously (1982-83 and 1983-84), which is determined through a vote of his peers, after the Predators finished the season with the second-most points in the Western Conference and tied for the third-most points in the entire League. Locally, Business TN magazine honored him as the magazine's "CEO of the Year" for 2006 based on his consistent and successful track record as the team's architect.

In 2001, Poile was a recipient of the Lester Patrick Award in recognition of contributions to hockey in the United States. Poile has devoted his professional career to hockey and the NHL, particularly in non-traditional markets. His late father, Bud Poile, also a recipient of the Lester Patrick Award (1989) and a member of the Hockey Hall of Fame (1990), served as general manager of two expansion franchises - first in Philadelphia (1967) and then in Vancouver (1970). David Poile began his professional career as an administrative assistant with the Atlanta Flames expansion

franchise in 1972 and spent 10 years with the organization before being named general manager of the Washington Capitals in 1982. The 2018-19 campaign will mark his 46th in NHL.

For the 1982-83 season, Poile took the reins of a Washington team that had never made the Stanley Cup Playoffs. In his 15 years there, the Capitals advanced to the postseason 14 times. The 1997-98 Capitals, largely comprised of players Poile acquired, advanced to the Stanley Cup Final. During his 15-year tenure, the Caps compiled a record of 594-454-132 (.559), ranking among the NHL's top-five teams during that span.

Poile was instrumental in the League's adoption of the instant replay rule in 1991. He was awarded Inside Hockey's Man of the Year award for his leadership on the issue.

A graduate of Northeastern University in Boston, Poile was hockey team captain, leading scorer and most valuable player for two years, earning a place in the University's Hall of Fame. In June 2014, he received an honorary doctorate degree from American Sentinel University.

Poile also serves as an alternate governor for the team and in December 2007, he added President of Hockey Operations to his title. For the past seven seasons, Poile has donated to Operation Homefront (which provides emergency assistance and morale programs to our U.S. troops), USA Hockey and the Peterson for Parkinson's Foundation for every Predators victory.

He and his wife, Elizabeth, reside in Nashville. The Poiles have two children - daughter Lauren and son Brian - and three grandchildren - Ellie, Charlotte and Wyatt.



### LONGEST TENURED GENERAL MANAGERS

GENERAL MANAGER	TEAM(S)	YEARS	SEASONS
David Poile	WSH, NSH	37	1982-83 to 2018-19
Jack Adams	DET	35	1927-28 to 1961-62
Glen Sather	EDM, NYR	35	1980-81 to 2014-15
Conn Smythe	TOR	30	1927-28 to 1956-57
Art Ross	BOS	30	1924-25 to 1953-54

# MANAGEMENT & STAFF

## MANAGEMENT

### **SEAN HENRY** PRESIDENT/CHIEF EXECUTIVE OFFICER



In 2017-18, his eighth season in Smashville, Nashville Predators and Bridgestone Arena President, Chief Executive Officer and Alternate Governor Sean Henry proudly watched the Nashville Predators and Bridgestone Arena complete yet another historic season. Led by the passion and dedication of the greatest staff in all of sports, the franchise sold out their 109th

consecutive game and the Preds were named the 2018 Central Division, regular-season Western Conference and Presidents' Trophy winners.

Henry is most proud of and grateful for all of Smashville, the Loyal Legion and 7th Man for creating such an amazingly unique bond with the Preds. Without their support, we would not have been recognized as 2017 Arena of the Year by Pollstar magazine, IEBA, CMA and ACM. Our fan support solidified our spot as a 2017 Top Workplace with The Tennessean and as the No. 1 professional sports franchise by ESPN, and without their tireless dedication to this franchise and passion for all we aim to achieve, we would not be the organization we are today. Henry is proud to serve these incredible fans alongside our core leadership group to continue reaching the organization's ONE GOAL.

Throughout the Nashville Predators' 20 years in Smashville, the economic impact upon the city and throughout the entire region only continues to grow year after year. The annual impact to the city of over \$600 million is the tangible benefit of the unique public-private partnership the Nashville Predators enjoy with Metro Nashville, and the memories built within and around Bridgestone are the intangible and possibly even more valuable impact that the growing success has created. The reach, power and passion of the amazing fan base continue to have Smashville's ripple affect extended in so many new ways. From the Nashville Predators Foundation to Ford Ice Center in Antioch, to the new, under-construction, Preds Ice Center in Bellevue, to the growing media ratings; the borders of Smashville's growth positively impacts families and businesses all across the region.

The summer of 2018 was another off-season full of renovations for one of the country's busiest venues, as Bridgestone Arena's talented and creative operations team led the arena through another wave of multi-million-dollar upgrades. In his eight years with the Predators and Bridgestone Arena, Henry has overseen more than \$70 million in upgrades, improvements and renovations - all a part of the organization's plan to make the Bridgestone Arena experience for every guest, player, performer, musician, fan and employee that walks through its doors the best it possibly can be.

For Henry, on par with every seat filled, every renovation finished and every ticket sold, is the organization's commitment to the community through the Nashville Predators Foundation and the Nashville Predators Youth Hockey programs. The Foundation's grants and programs funded more than \$2 million in programs and donations to over 600 local organization in the 2017-18 season and the organization's Hearts of Gold program infused the area with more than 8,000 community service hours donated by employees, players and staff, all of which create a special workplace environment while also changing lives throughout Middle Tennessee. Henry played a vital role in the organization's decision to commit \$500,000 over the course of five years to AMEND, an innovative

YWCA primary prevention initiative dedicated to ending violence against women and girls in our community.

Henry was born a Nashvillian, although it took him 42 years to get here. Before leading his favorite staff in Smashville, he served for 11 years as the Executive Vice President and COO of the Tampa Bay Lightning, two years as the Vice President of Sales and Marketing with Unity Motion and 14 years with Volume Services Inc., where he worked with the Detroit Pistons, St. Louis Rams and the Washington Redskins.

Though much of his time is spent moving the Nashville Predators and Bridgestone Arena towards its ONE GOAL alongside tireless and passionate Smashville employees, Henry is grateful for each day he has the opportunity to serve on the boards of the Nashville Predators Foundation, YWCA of Nashville and Middle Tennessee, Nashville Downtown Partnership, Nashville Sports Council, Nashville Chamber of Commerce, the Monroe Carell Jr. Children's Hospital at Vanderbilt, The Sports Fund and stay involved (along with his wife) in his children's schools, sports teams and clubs.

Despite the numerous titles and accolades Henry has achieved in his professional career, his reigning Father of the Year Award is one that has no equal and one that would not be possible without the support of his wife of 27 years Tracey Manning (a.k.a. the Suburban Diva) or his four children - Steven, Matthew, Amy and Jessica. How Henry managed to win Father of the Year despite his constant attempts to recreate National Lampoon's Vacation and repeated stories (all normally captured in the Diva's writings), is perhaps his greatest achievement.



## MANAGEMENT

### **MICHELLE KENNEDY** CHIEF OPERATING OFFICER



Michelle Kennedy joined the Predators in March 2008 as In-House Counsel. Kennedy, also a certified public accountant (CPA), accepted the additional charge of Chief Financial Officer for the Predators and Powers Management in 2010 while continuing to serve as the organization's General Counsel. In 2017, Kennedy was named the organization's Chief Operating Officer. Kennedy serves as the organization's primary contact with the ownership group regarding governance and corporate compliance matters, in addition to overseeing all legal, finance, information technology and human resources matters and the Nashville Predators Foundation.

Kennedy is proud of and grateful for all of Smashville, the Loyal Legion and 7th Man for creating an amazingly unique bond with the Preds. Without their support, we would not have been recognized as 2017 Arena of the Year by Pollstar magazine, IEBA, CMA and ACM. Our fan support solidified our spot as a 2017 Top Workplace with The Tennessean and as the No. 1 professional sports franchise by ESPN, and without the fans' tireless dedication to this franchise and passion for all we aim to achieve, we would not be the organization we are today. Kennedy is proud to serve these incredible fans alongside our core leadership group to continue reaching our organization's ONE GOAL.

Kennedy is also passionate about the work of the Nashville Predators Foundation; she, as well as every player, coach and employee of this great organization embraces the commitment to give back to the community that has given so much to us over the years. Kennedy shares the organization's belief that the work of the foundation is as integral to our organization as ice hockey and entertainment.

Kennedy began her career as an auditor at KPMG International, an advisory, audit and tax services company. After nearly five years in public accounting, she joined Vanderbilt University as an Associate Director of Athletics. For six years, she was responsible for oversight of the department's business operations, including ticket operations, facilities, game and event management, as well as oversight of marketing and corporate sponsorship activities. Kennedy continued to work in a consultative capacity for Vanderbilt while attending law school.

Kennedy was a finalist for Nashville Business Journal's 2015 CFO of the Year and was also featured in Nashville Lifestyles Magazine in the 2016 top ten "Women in Business" issue. She has been an adjunct professor at David Lipscomb University and is a former member of the board of Make-A-Wish of Middle Tennessee.

Kennedy obtained a BA in economics from Vanderbilt University in 1992 and a Juris Doctorate from Vanderbilt University in 2007. A native of Hawesville, Kentucky, Kennedy now resides in Nashville.

### **CHRIS JUNGHANS** EXECUTIVE VICE PRESIDENT & CHIEF REVENUE OFFICER



Chris Junghans enters his 16th season with the organization and third season as Executive Vice President and Chief Revenue Officer after seven seasons as Senior Vice President, Corporate Development for Predators and Bridgestone Arena. Junghans is responsible for all locally controlled revenue streams including tickets, sponsorship, premium seats and broadcast.

Junghans has been instrumental in growing and expanding Predators' partnerships and helped build and introduce products like the 501 Club, Lexus Lounge and the new Event Level Bunker Suites. Junghans has led the organization's efforts in securing long-term partnerships with such companies as Bridgestone, Nissan North America, Dunkin' Donuts, Anheuser Busch, Jack Daniel's, AT&T, Vanderbilt and Coca-Cola Bottling Co. Consolidated.

Junghans is most proud of and grateful for all of Smashville, the Loyal Legion and 7th Man for creating such an amazingly unique bond with the Preds. Without their support, we would not have been recognized as 2017 Arena of the Year by Pollstar magazine, IEBA, CMA and ACM. Our fan support solidified our spot as a 2017 Top Workplace with The Tennessean and as the No. 1 professional sports franchise by ESPN, and without their tireless dedication to this franchise and passion for all we aim to achieve, we would not be the organization we are today. Junghans is proud to serve these incredible fans alongside our core leadership group to continue reaching our organization's ONE GOAL.

Junghans was essential in helping Nashville put on the best NHL All-Star experience in league history. Under his leadership the Local Organizing Committee exceeded revenue expectations, allowing organizers to invest in additional resources that engaged hockey fans and showcased Bridgestone Arena, the Predators and city of Nashville.

Prior to his role as Senior Vice President, Junghans led the Premium Seats division for the Predators and Bridgestone Arena. During his tenure as both a Director and Vice President, he was able to develop key products and services that led to a 100 percent revenue increase.

Junghans started his career with the Florida Panthers as a Ticket Sales Account Executive and quickly moved through the ranks. While in Florida, Chris developed programs and services that the Predators and Bridgestone Arena use today.

Born in Washington, D.C., Junghans is a graduate of the University of North Carolina at Charlotte. Among his many accomplishments, including being selected by the Milwaukee Brewers in the 11th Round of the 1993 Major League Baseball Draft as a catcher, he ranks his family and their accomplishments as things he's most proud of to date. He married his high school sweetheart, Carolina, in 1999 and they have three children - Lia (17), Alex (13) and Sofie (9). Junghans currently serves on the board for Partnership 2020 and the Nashville Sports Council and is Vice President of Showcase Baseball of Tennessee. Junghans is also involved in AMEND, a group that will make Nashville the safest city in America for women. In his spare time, Junghans enjoys time on the lake and watching his kids play their respective sports.

# MANAGEMENT & STAFF

## MANAGEMENT

### NAT HARDEN

#### SENIOR VICE PRESIDENT OF TICKETS, PREMIUM SALES & YOUTH HOCKEY



An "original Predator" who started with the franchise in 1997, Nat Harden is responsible for all tickets sales, premium sales, business analytics, youth hockey, Ford Ice Center and soon-to-be constructed Preds Ice Center for the Nashville Predators. Under his direction, the Nashville Predators enjoyed their most successful sales seasons to date in 2017-18, selling out 109 consecutive home games and selling out of season-tickets for the first time in franchise history. Under Harden's leadership, average attendance for the Nashville Predators have remained over capacity for the second consecutive season.

Harden is most proud of and grateful for all of Smashville, the Loyal Legion and 7th Man for creating an amazingly unique bond with the Preds. Without their support, we would not have been recognized as 2017 Arena of the Year by Pollstar magazine, IEBA, CMA and ACM. Our fan support solidified our spot as a 2017 Top Workplace with The Tennessean and as the No. 1 professional sports franchise by ESPN, and without their tireless dedication to this franchise and passion for all we aim to achieve, we would not be the organization we are today. Harden is proud to serve these incredible fans alongside our core leadership group to continue reaching our organization's ONE GOAL.

Harden started with the Predators as a Fan Relations Account Service Executive before becoming a Corporate Account Executive in 2000. He was promoted to Season-Ticket Sales Manager prior to the 2003-04 season, Director of Ticket Sales in 2006, Vice President of Ticket Sales in 2007 and Senior Vice President of Ticket Sales in 2013.

A graduate of Mississippi State University with a bachelor's degree in Business Administration and a master's degree in Sports Administration, Harden played baseball for the Bulldogs from 1992-96. Since taking over the season-ticket sales, he has required all employees to ring a Mississippi State/Nashville Predators cowbell upon a sale.

Harden and his wife, Paige, reside in Nashville with their two children, 15-year-old son, Ty, and 12-year-old daughter, Clara Scott.

### KEITH HEGGER CFO, SENIOR VICE PRESIDENT OF FINANCE



Keith Hegger enters his third year with the Predators organization and is the CFO and Senior Vice President of Finance. As the organization's financial leader and as a member of the Executive Leadership Team, Keith oversees the Nashville Predators, Bridgestone Arena, Ford Ice Center and the Predators Foundation.

Hegger is most proud of and grateful for all of Smashville, the Loyal Legion and 7th Man for creating an amazingly unique bond with the Preds. Without their support, we would not have been recognized as 2017 Arena of the Year by Pollstar magazine, IEBA, CMA and ACM. Our fan support solidified our spot as a 2017 Top Workplace with The Tennessean and as the No. 1 professional sports franchise by ESPN, and without their tireless dedication to this franchise and passion for all we aim to achieve, we would not be the organization we are today. Hegger is proud to serve these incredible fans alongside our core leadership group to continue reaching our organization's ONE GOAL.

Hegger's primary responsibilities include oversight of all financial reporting as well as the cash and fiscal management of the company and its assets. Since joining the Predators, he refinanced the local credit facility for the organization and helped strengthen the relationship with the local banking partner. Keith manages the bud-

get and financial projection processes and is the team's primary contact with the NHL regarding financial reporting and projections. Keith also has a lead role in managing the organization's Information Technology function and is becoming increasingly involved in the organization's relationship with the city of Nashville, whose Sports Authority owns Bridgestone Arena.

Prior to joining the Predators, Hegger served as the Vice President of Finance for the NBA's Memphis Grizzlies. While with the Grizzlies he managed the financial and payroll operations of the company, which included participating in a new league credit facility and streamlining the financial close and reporting process. Keith began his sports and entertainment career with the St. Louis Blues where he headed the accounting department as the Controller. With the Blues, in addition to heading the accounting department, he was involved in several unique growth projects such as the modeling and opening of the historic opera house in downtown St. Louis and the purchase of the Blues affiliated minor league team at the time. After receiving a bachelor and master's degree in accounting from the University of Illinois, Hegger first entered the workforce as an auditor with PricewaterhouseCoopers.

Hegger resides in Franklin with his wife Lauren and daughter Charlotte.





### **DAVE URSO** SENIOR VICE PRESIDENT OF BUSINESS DEVELOPMENT



Dave Urso enters his second season as Senior Vice President of Operations, where he oversees all arena and event operations. His role also focuses on Bridgestone Arena's food and beverage and merchandise operations, managing contractual and relationship elements of partnerships with outside vendors and others and continuing to build upon the Arena's quality control program.

Urso is most proud of and grateful for all of Smashville, the Loyal Legion and 7th Man for creating an amazingly unique bond with the Preds. Without their support, we would not have been recognized as 2017 Arena of the Year by Pollstar magazine, IEBA, CMA and ACM. Our fan support solidified our spot as a 2017 Top Workplace with The Tennessean and as the No. 1 professional sports franchise by ESPN,

and without their tireless dedication to this franchise and passion for all we aim to achieve, we would not be the organization we are today. Urso is proud to serve these incredible fans alongside our core leadership group to continue reaching our organization's ONE GOAL.

Urso spent 21 years with Centerplate (1988-2009), which first began as a concession manager at the Palace of Auburn Hills until 1995. Urso then moved onto become a Concessions Manager with the Jacksonville Jaguars until 1997. The following year he started his five-year career with Tropicana Field as their General Manager before becoming Centerplate's Vice President of Operations for the South-eastern United States in 2002. Most recently, Urso spent six years as a Regional Vice President for Delaware North Sportservice.

Urso resides in Brentwood with his wife Tracy and his son Jack, 14. His older son, Austin, is a junior at the University of Florida.

### **DAVID KELLS** SENIOR VICE PRESIDENT OF EVENTS AND MARKETING



David Kells has been with Bridgestone Arena and the Nashville Predators since 2005. During his tenure he has served as the Conversion Manager, Event Manager, Director of Marketing, SVP of Booking and currently as the SVP of Events and Marketing.

Kells is most proud of and grateful for all of Smashville, the Loyal Legion and 7th Man for creating an amazingly unique bond with the Preds. Without their support, we would not have been recognized as 2017 Arena of the Year by Pollstar magazine, IEBA, CMA and ACM. Our fan support solidified our spot as a 2017 Top Workplace with The Tennessean and as the No. 1 professional sports franchise by ESPN, and without their tireless dedication to this franchise and passion for all we aim to achieve, we would not be the organization we are today. Kells is proud to serve these incredible fans alongside our core leadership group to continue reaching our organization's ONE GOAL.

David quickly developed a passion for live entertainment after working his first concert at the age of 18 and is proud to have been part of

Nashville's live entertainment community ever since. Over the course of his career he has worked for SFX Entertainment, Great Big Shows, and AC Entertainment. Prior to joining the Bridgestone Arena staff, David helped manage the legendary Exit / In and has been involved in producing such festivals as Dancin' In the District (Nashville, Tenn.), Sundown in the City (Knoxville, Tenn.) and Birmingham City Stages (Birmingham, Ala.).

In addition to helping oversee Bridgestone Arena's rise to one of the top venues in the U.S. and the 2017 Pollstar Arena of the Year award, Kells has received personal recognition for his hard work in the industry. Kells was named the 2017 Pollstar Venue Executive of the Year, International Arena Buyers Association's Venue Executive of the Year in 2014 and 2016 and has been nominated for Pollstar's Facility Executive of the Year six times. A lover of hockey from a young age, David's hockey career peaked in 1980 when he received the Most Improved Player Award from the Massena Minor Hockey Association.

David is a proud resident of Inglewood, where he resides with his wife Lucy and daughter Kathryn.

### **HEIDI BUNDREN** SENIOR VICE PRESIDENT, GENERAL COUNSEL



Heidi Bundren enters her third season with the Predators, and second in her role as General Counsel, in 2018-19. Bundren serves as the organization's chief legal advisor and provides direction on all legal matters impacting the team, Bridgestone Arena, Ford Ice Center and the soon-to-be-constructed Preds Ice Center in Bellevue.

Additionally, she is extensively involved in the organization's human resources, labor and employment matters and works closely with the vendors that work with the Predators and Bridgestone Arena on a daily basis. She joined the organization in 2015 as Senior Counsel, was promoted to Assistant General Counsel in 2016 and entered her current position in October of 2017.

What Bundren is most proud of, is the organization's consistency in continuously making strides to reach its ONE GOAL of becoming the number one sports and entertainment venue in the United States with its centerpiece as the Stanley Cup Champion Nashville Predators hockey team. As the organization grows, its fanbase and economic impact in the community grow alongside it. The Nashville Predators

are proud to be recognized year after year by its outstanding venue, dedicated staff, tireless community outreach and city efforts, and envied workplace culture through international and national publications and awards. Bundren is honored to work for a company that consistently sets pace and makes historic achievements while doing so.

Bundren began her career as a consultant at KPMG Consulting (currently BearingPoint), which offers global business consulting and advisory services. Prior to working for the Predators, she spent two years as a briefing attorney at the First Court of Appeals of Texas and more than five years at Haynes and Boone, a Texas-based AmLaw 100 U.S. law firm. Bundren's practice has been varied, but has been concentrated in litigation and employment law matters.

Bundren earned a BA in business administration and marketing from the University of Saint Thomas in 1999 and a Juris Doctorate from the South Texas College of Law in 2005. A native of Houston, Texas, she now resides in Nashville with her husband, Brandon, and two sons, Riley and Rhett.

# MANAGEMENT & STAFF

## MANAGEMENT

### **GERRY HELPER** SENIOR VICE PRESIDENT & SENIOR ADVISOR



A veteran of more than 39 years in hockey having been with the National Hockey League or one of its teams since 1979, Gerry Helper joined the Predators in October 1997, and has served in various communications roles. In his current role, Helper assists in relations with the Sports Authority, Sports Council, Metro and State Governments. Helper works closely with

upper management on external organizational and franchise communication issues. He has also served in various capacities on the board of the Predators Foundation and is currently the Chairman. Since its inception, the Foundation has distributed more than \$6 million to Nashville area charitable and community service organizations, including a single-season record of over \$600,000 in 2017-18.

Helper is most proud of and grateful for all of Smashville, the Loyal Legion and 7th Man for creating such an amazingly unique bond with the Preds. Without their support, we would not have been recognized as 2017 Arena of the Year by Pollstar magazine, IEBA, CMA and ACM. Our fan support solidified our spot as a 2017 Top Workplace with The Tennessean and as the No. 1 professional sports franchise by ESPN, and without their tireless dedication to this franchise and passion for all we aim to achieve, we would not be the organization we are today. Helper is proud to serve these incredible fans alongside our core leadership group to continue reaching our organization's ONE GOAL.

Helper has also been active with USA Hockey, serving as a communications liaison for the United States' silver medal-winning entry at the 2010 Vancouver Olympics and on USA Hockey's marketing council from 1994-99.

He was on the NHL's Communications Advisory Board from 2004-09 and was the organization's point person with the NHL for the 2003 NHL Entry Draft in Nashville, which drew more than 13,000 people to Bridgestone Arena. In 2011-12, the Predators Communications Department received the Dick Dilman Award, presented by the PHWA to the top communications department in each conference, and was a finalist again in 2012-13.

In his first stint with an expansion franchise, Helper spent nearly seven years (1991-97) with the Tampa Bay Lightning as the team's Vice President of Communications and assisted with the development of Tampa Bay's successful 1999 NHL All-Star Weekend bid. Helper also spent time as the NHL's Director of Information (1987-89) and Director of Public Relations (1989-91) after beginning his sports career with the NHL's Buffalo Sabres (1979-86). He also worked several Stanley Cup Finals and All-Star Games throughout his career.

Helper served on the board of directors for the Middle Tennessee YMCA and Joe C. Davis Camp Widjiwagan, and is currently on the board of the Nashville Sports Council. He is a 1979 graduate of St. Bonaventure University with a BA in mass communications and a 2000 graduate of Leadership Music.

Helper resides in Franklin with his wife, Kim, and daughters, Renee and Abigail.

### **DAVID CHADWELL** VICE PRESIDENT OF EVENT OPERATIONS



David Chadwell is the current Vice President of Event Operations for the Nashville Predators and Bridgestone Arena, a role he assumed in August 2012. A well-rounded executive with experience in front and back of house operations including crowd control, event medical, event services, food and beverage, parking, public safety, quality assurance, space planning and ticket operations, Chadwell is responsible for the experience of every guest entering Bridgestone Arena. Chadwell was instrumental in designing and developing Lexus Lounge, a state-of-the-art 500-person capacity event level lounge with annual revenues of over \$5 million. Chadwell joined Bridgestone Arena and the Nashville Predators full time in 2003 as Box Office Event Manager, advanced to Assistant Director of Ticketing in 2004 and Director of Ticket Operations in 2005.

Chadwell is most proud of and grateful for all of Smashville, the Loyal Legion and 7th Man for creating an amazingly unique bond with the Preds. Without their support, we would not have been recognized as 2017 Arena of the Year by Pollstar magazine, IEBA, CMA and ACM. Our fan support solidified our spot as a 2017 Top

Workplace with The Tennessean and as the No. 1 professional sports franchise by ESPN, and without their tireless dedication to this franchise and passion for all we aim to achieve, we would not be the organization we are today. Chadwell is proud to serve these incredible fans alongside our core leadership group to continue reaching our organization's ONE GOAL.

Before coming to Bridgestone Arena, Chadwell worked with Starwood Amphitheatre and Creative Artist Agency and spent time on tour with the legendary B.B. King. A Middle Tennessee State University alumnus, Chadwell has a bachelor's degree in Mass Communication with an emphasis in Music Business. During his tenure with Bridgestone Arena, Chadwell has received three awards for Leadership, as voted on by his peers. He has been a member of the International Ticketing Association (INTIX) since 2005 and International Association of Venue Managers (IAVM) since 2012.

A Nashville native, Chadwell loves to travel with his wife Scarlett and sons Tyson and Maddox; Chadwell and his family reside in Mt. Juliet.



## MANAGEMENT

### **KYLE CLAYTON** VICE PRESIDENT OF OPERATIONS



Kyle Clayton is entering his second season as the Vice President of Operations for the Nashville Predators and Bridgestone Arena. Clayton is responsible for ensuring Bridgestone Arena remains dedicated to the fan experience by implementing fan feedback seasonally through building upgrades. Each off season, Bridgestone Arena focuses their renovation plans on enhancing areas for every person that enters the building.

Clayton's background in accounting and budget management has enabled the organization to maximize each project's potential. His team's experience provides flexibility that allows many projects to be completed in extremely short off seasons while maintaining a busy concert schedule that consistently ranks in the Top 10 in the U.S. Clayton is also responsible for managing the Predators relationship with the Metro Sports Authority and handling other governmental affairs.

Clayton is most proud of and grateful for all of Smashville, the Loyal Legion and 7th Man for creating an amazingly unique bond

with the Preds. Without their support, we would not have been recognized as 2017 Arena of the Year by Pollstar magazine, IEBA, CMA and ACM. Our fan support solidified our spot as a 2017 Top Workplace with The Tennessean and as the No. 1 professional sports franchise by ESPN, and without their tireless dedication to this franchise and passion for all we aim to achieve, we would not be the organization we are today. Clayton is proud to serve these incredible fans alongside our core leadership group to continue reaching our organization's ONE GOAL.

Clayton started with the organization in 2007 as an intern in the accounting department. Upon graduating from Tennessee Tech, he started full time in April of 2008. Throughout his time in Smashville, he has served as Staff Accountant, Senior Accountant, Assistant Director of Finance, Director of Financial Reporting, Senior Director of Operations and now Vice President of Operations. Clayton is honored to work for his hometown team that is ranked as the number one franchise in all of sports.

Clayton, a Middle Tennessee native, resides in Thompson's Station with his wife, Amanda, and children, Jackson, Noah and Charleston.

### **TIM FRIEDENBERGER** VICE PRESIDENT OF FACILITY OPERATIONS



Tim Friedenberger is in his sixth season serving as the Vice President of Facility Operations with the Nashville Predators and Bridgestone Arena.

Friedenberger is most proud of and grateful for all of Smashville, the Loyal Legion and 7th Man for creating an amazingly unique bond with the Preds. Without their support, we would not have been recognized as 2017

Arena of the Year by Pollstar magazine, IEBA, CMA and ACM. Our fan support solidified our spot as a 2017 Top Workplace with The Tennessean and as the No. 1 professional sports franchise by ESPN, and without their tireless dedication to this franchise and passion for all we aim to achieve, we would not be the organization we are today. Friedenberger is proud to serve these incredible fans alongside our core leadership group to continue reaching our organization's ONE GOAL.

Friedenberger began his career in sports and entertainment with the Tampa Bay Lightning in 1992. During his tenure, he served as the lead Ice Technician, Director of Operations, and Vice President of Facility Operations.

He got his first taste of the entertainment industry while touring around the country with various types of productions, and cut his teeth on the business of ice as a project manager installing ice rinks throughout the United States, Europe and Asia. Friedenberger's passion and dedication to ice and hockey has earned him the respect of his peers throughout the NHL.

Tim is now a proud resident of Nolensville where he resides with his wife Ginger and three boys whom all love hockey and Tennessee.

### **BRITT KINCHELOE** VICE PRESIDENT OF SERVICE & RETENTION



Britt Kincheloe first joined the staff of then called "Nashville Arena" prior to its grand opening in December 1996. During her 21 years on staff, Kincheloe has worked at the switchboard, in the box office and in marketing and group sales before joining the premium seats department. In her position, she oversees the service departments for Corporate Development, Premium Services

and Season-Ticket Citizens.

Kincheloe is most proud of and grateful for all of Smashville, the Loyal Legion and 7th Man for creating an amazingly unique bond with the Preds. Without their support, we would not have been

recognized as 2017 Arena of the Year by Pollstar magazine, IEBA, CMA and ACM. Our fan support solidified our spot as a 2017 Top Workplace with The Tennessean and as the No. 1 professional sports franchise by ESPN, and without their tireless dedication to this franchise and passion for all we aim to achieve, we would not be the organization we are today. Kincheloe is proud to serve these incredible fans alongside our core leadership group to continue reaching our organization's ONE GOAL.

A graduate of Vanderbilt University with a bachelor's degree in communication studies, Kincheloe is passionate about Mickey Fisher Memorial Scholarship initiatives and enjoys traveling and spending time with family.

# MANAGEMENT & STAFF

## MANAGEMENT

### **LAURIE SCOTT** VICE PRESIDENT OF HUMAN RESOURCES



Laurie Scott enters her third season in Smashville as the Vice President of Human Resources. With over 21 years of experience in various Human Resources roles, including, most recently, 14 years in several HR Leadership roles with Tractor Supply Company, Scott brings with her a wealth of experience in the areas of investigating workplace concerns and

promptly resolving employee relations issues while minimizing risk as well as a solid reputation in providing sound guidance in employment related matters.

Scott is most proud of and grateful for all of Smashville, the Loyal Legion and 7th Man for creating an amazingly unique bond with the

Preds. Without their support, we would not have been recognized as 2017 Arena of the Year by Pollstar magazine, IEBA, CMA and ACM. Our fan support solidified our spot as a 2017 Top Workplace with The Tennessean and as the No. 1 professional sports franchise by ESPN, and without their tireless dedication to this franchise and passion for all we aim to achieve, we would not be the organization we are today. Scott is proud to serve these incredible fans alongside our core leadership group to continue reaching our organization's ONE GOAL.

Scott and her husband, John, have four children and one grandchild and live in Nolensville.

### **DANNY SHAKLAN** VICE PRESIDENT OF MARKETING & COMMUNICATIONS



Danny Shaklan joined the Nashville Predators marketing department in 2010. His current responsibilities include overseeing all marketing functions, including creative, online and grassroots marketing, media buying, sponsor and ticket sales activations and social media for both the Nashville Predators and Bridgestone Arena.

Shaklan is most proud of and grateful for all of Smashville, the Loyal Legion and 7th Man for creating such an amazingly unique bond with the Preds. Without their support, we would not have been recognized as 2017 Arena of the Year by Pollstar magazine, IEBA, CMA and ACM. Our fan support solidified our spot as a 2017 Top Workplace with The Tennessean and as the No. 1 professional sports franchise by ESPN, and without their tireless dedication

to this franchise and passion for all we aim to achieve, we would not be the organization we are today. Shaklan is proud to serve these incredible fans alongside our core leadership group to continue reaching our organization's ONE GOAL.

Prior joining the Predators, he spent five years with Country Music Television (CMT) in the Consumer Marketing department where he helped promote CMT Crossroads, Dallas Cowboys Cheerleaders: Making the Team, Gone Country and World's Strictest Parents. Danny started his sports career working at Major League Lacrosse, owned by celebrity fitness guru, Jake Steinfield (Body By Jake).

Born in New York, Shaklan is now a proud resident of Smashville, where he resides with his wife Jen, his sons Sam and Jesse and their dog, Mo.

### **DELMAR SMITH** VICE PRESIDENT OF CORPORATE PARTNERSHIPS



Delmar Smith joined the Predators in July of 2006 and was promoted to his current role in March of 2015. "D" oversees all corporate partnerships for the Predators, Bridgestone Arena and Ford Ice Center. He also serves on the Board of Directors for Special Olympics of Tennessee. Prior to joining the Predators, Smith served as the Chief Operating Officer for Nashville

Shores Waterpark and Marina for seven years, and was the Director of Group Sales for the Nashville Sounds Baseball Club for five years prior to that.

Smith is most proud of and grateful for all of Smashville, the Loyal Legion and 7th Man for creating an amazingly unique bond

with the Preds. Without their support, we would not have been recognized as 2017 Arena of the Year by Pollstar magazine, IEBA, CMA and ACM. Our fan support solidified our spot as a 2017 Top Workplace with The Tennessean and as the No. 1 professional sports franchise by ESPN, and without their tireless dedication to this franchise and passion for all we aim to achieve, we would not be the organization we are today. Smith is proud to serve these incredible fans alongside our core leadership group to continue reaching our organization's ONE GOAL.

A Nashville native, Smith attended Mount Juliet High School and graduated from the University of Tennessee with a degree in sports management and business. He resides in Lebanon with his wife Jodi and their son Luke.



## MANAGEMENT

### **BRIAN POILE** ASSISTANT GENERAL MANAGER DIRECTOR OF HOCKEY OPERATIONS



Brian Poile enters his ninth season with the Nashville Predators as the Director of Hockey Operations and his first as Assistant General Manager in 2018-19. In his expanded role, Poile will assist in all facets of the daily management of the hockey department, fiscal and strategic planning, player and staff personnel decisions, player contract negotiation and arbitration. In addition to working with the pro scouting department, Poile will oversee the teams' top minor affiliation agreements with the AHL's Milwaukee Admirals, and ECHL partners. Poile also serves as the team's Alternate Governor for the Milwaukee Admirals and is on the AHL's Player Development Committee. Poile is the conciliator for hockey operations and the organization's leadership team, finance, legal, corporate partnerships, marketing, communications, community relations, broadcast, human relations hockey facilities and Bridgestone Arena ventures. He will continue to carry out his responsibilities as the team's Director of Hockey Operations, which include managing the club's roster, player payroll, budget, salary cap, the team's statistical and competitive analysis departments, the training, medical and equipment staffs, NHL CR administration, NHL CBA compliance, and the department's day-to-day business operations.

During his tenure, Poile has been a part of every playoff series win in team history including Anaheim (2011), Detroit (2012), Anaheim (2016), Chicago (2017), St. Louis (2017), Anaheim (2017) and Colorado (2018). Most recently, Poile helped oversee the most successful regular season in franchise history - winning the Presidents' Trophy and being named the 2018 Central Division,

regular-season Western Conference and Presidents' Trophy winners. Also, in his time with the Predators management team, David Poile has been nominated for General Manager of the Year three times and won the award in 2017.

Poile began his career with the NHL's Dallas Stars under the leadership of Bob Gainey and Doug Armstrong as the Stars' Director of Team Services and then spent three seasons as the Star's Director of Hockey Operations for their American Hockey League affiliate, the Utah Grizzlies, in Salt Lake City. In his role in Utah, Poile managed the Grizzlies hockey department, club roster, budget, player contracts, team travel, schedules, training camps, AHL/ECHL/CHL scouting, team and AHL administration. He also served as an AHL Alternate Team Governor, managed the Grizzlies affiliation agreements with the Dallas Stars (NHL), Montreal Canadiens (NHL), Florida Panthers (NHL), Lexington Men-o-War (ECHL), New Mexico Scorpions (CHL) and Idaho Steelheads (ECHL) as well as the administration and compliance of the AHL and Professional Hockey Players Association Collective Bargaining Agreement.

Hockey roots run deep in the Poile family. He is the son of Predators' President of Hockey Operations/General Manager David Poile, and grandson of Hockey Hall of Fame Inductee, 1947 Stanley Cup winner, Norman "Bud" Poile. Poile earned his bachelor's degree in communications at Boston College.

Brian, his wife, Valerie, son, Wyatt, and dogs, Wiley and Dexter are proud residents and active members of the Nashville community supporting many health and fitness groups, animal rescues, Best Buddies Tennessee, Peterson for Parkinson's and the Nashville Predators Foundation.

### **JEFF KEALTY** ASSISTANT GENERAL MANAGER, DIRECTOR OF SCOUTING



Jeff Kealty enters his first season as the Assistant General Manager and Director of Scouting, overseeing Nashville's professional and amateur scouting efforts, and 18th campaign with the organization in 2018-19. Before being promoted to Director of Player Personnel on Dec. 1, 2017, Kealty spent 11 seasons as Nashville's

Chief Amateur Scout; his scouting played an integral role in the acquisitions of Filip Forsberg, Ryan Johansen, Cede Jarnkrok and Ryan Hartman. With his experience in amateur scouting all over the world and development of prospects within the Predators system, 13 players who were drafted by the Predators during his tenure are on the team's current roster, including Roman Josi, Ryan Ellis, Mattias Ekholm, Viktor Arvidsson, Kevin Fiala, Colton Sissons, Craig Smith, Austin Watson and Juuse Saros. Players drafted under Kealty's watch combined for 339 points (136g-203a) during the 2017-18 regular season, helping Nashville win the Presidents' Trophy for the first time.

The Boston native has overseen Nashville's past 11 drafts, helping to bolster the club's depth across the board, selecting 43 forwards, 27 defensemen and 11 goalies since his first year running Nashville's draft table in 2008.

Nashville continued to reap the benefits of Kealty and his staff's astute drafting in 2016-17. Two more Preds draftees solidified spots

on the NHL roster - Kevin Fiala and Juuse Saros - while other highly touted prospects such as 2014 second-round pick Vladislav Kamenev and 2015 fourth-round pick Alexandre Carrier made their debuts in 2016-17. Filip Forsberg - who has led the team in points each of the past four seasons and tied the franchise record for goals in a campaign in 2015-16 - was ranked third by Nashville's scouting staff for the 2012 Entry Draft, an integral component in his acquisition from Washington. Additionally, the blockbuster trade for All-Star center Ryan Johansen was made possible by the scouting staff's knack for selecting world class defensemen.

Other homegrown selections chosen early in the Kealty era such as Roman Josi, Mattias Ekholm, Ryan Ellis, Craig Smith and Viktor Arvidsson have developed into core pieces of the Predators. Further down the organizational depth chart, Nashville is bullish on the future of 2016 first rounder Dante Fabbro, 2015 second rounder Yakov Trenin amongst others in a deep crop of talent.

A former first-round pick (22nd overall) of the Quebec Nordiques in 1994, Kealty was signed by Nashville as a free agent in 1998 following a four-year college career at Boston University. The former defenseman played one pro season for the Milwaukee Admirals (International Hockey League) before his playing career was cut short due to injury.

Kealty, his wife Lynn, daughter Lydia and son James (twins), and daughter Hannah reside in Norfolk, Massachusetts.

# MANAGEMENT & STAFF

## DEVELOPMENT

### **SCOTT NICHOL** MILWAUKEE ADMIRALS GM/DIRECTOR OF PLAYER DEVELOPMENT



Scott Nichol enters his first season as General Manager of the Milwaukee Admirals and sixth season as the Predators Director of Player Development in 2018-19. As General Manager, Nichol will manage the Predators' primary development affiliate, the American Hockey League's Milwaukee Admirals, in addition to his current role as Director of Player Development. He will work closely with Assistant Director of Player Development Wade Redden in following, evaluating and assisting prospects drafted by Nashville. During Nichol's five seasons of guidance in his player development role in Milwaukee, he has helped players such as Filip Forsberg, Kevin Fiala, Viktor Arvidsson, Colton Sissons, Austin Watson, Miikka Salomaki and Anthony Bitetto secure full-time spots in the NHL and lead the team to the playoffs in each of their last four campaigns.

Nichol hung up the skates and rejoined the Predators organization in May 2013 after completing a 20-season professional career which spanned from 1994-95 to 2012-13. The Edmonton, Alberta native, who played 209 regular-season games (24g-23a-47pts) for the Predators from 2005-09, posted 127 points (56g-71a) and 916 penalty minutes in 662 NHL games with Buffalo, Calgary, Chicago, Nashville, San Jose and St. Louis and 211 points (90g-121a) and 1,029 penalty minutes in 398 games at the American and International Hockey League level with Rochester, Detroit and Milwaukee. He helped the San Jose Sharks advance to back-to-back Western Conference Finals in 2010 and 2011 and won the AHL's Calder Cup as a member of the Rochester Americans in 1996.

### **WADE REDDEN** ASSISTANT DIRECTOR OF PLAYER DEVELOPMENT



Wade Redden enters his third season as the Predators Assistant Director of Player Development in 2018-19. In his role, Redden assists General Manager for the Milwaukee Admirals and Director of Player Development Scott Nichol in following and evaluating prospects drafted by Nashville, assisting them with their maturation process into NHL players by focusing on

nutrition, off-ice workouts and conditioning, practice habits and game performance.

A former NHL All-Star defenseman, Redden amassed 457 points (109g-348a) in 1,023 career NHL games with Ottawa, the New York Rangers, St. Louis and Boston from 1996-2013. The second overall selection in the 1996 Entry Draft was named to a pair of All-Star Games in 2002 and 2004, led all NHL blueliners in goals during the 2003-04 campaign, and topped the entire League in plus/minus

### **TOM NOLAN** CHIEF AMATEUR SCOUT



Tom Nolan enters his first full season as the Predators' Chief Amateur Scout in 2018-19. Nolan, who formerly served as one of the team's North American scouts for 10 seasons beginning in 2008, was promoted to Chief Amateur Scout on June 21, 2018. In his role, Nolan will help Assistant General Manager/Director of Scouting Jeff Kealty oversee the organization's amateur scouting efforts all over the globe.

During his 10-year tenure with the organization, Nolan has had a hand in scouting many players who currently feature on the Predators roster. Nolan scouted Associate Captain Ryan Ellis, who set career highs in assists and plus-minus in 2017-18, as well as last season's NHL All-Rookie Team goaltender Juse Saros. Standouts Kevin Fiala, Viktor Arvidsson and Colton Sissons were all drafted by the Predators under Nolan's watch, and the Springfield, Massachusetts native also scouted 2017 first-rounder Eeli Tolvanen.

Perennially one of the NHL's top face-off men, Nichol led the League in face-off efficiency in 2007-08 with Nashville and during the 2009-10 season with San Jose. He also holds a Nashville franchise record for shorthanded goals in a game/period with two in the second period of a 5-2 victory at St. Louis on Jan. 19, 2008.

Nichol and his wife Christie, sons Hayden and Foster, and daughter Sophia reside in Brentwood. Hayden and Foster play with the TPH Thunder and Sophia plays lacrosse for Woodland Middle School and No-Excuses.

rating in 2005-06. The Lloydminster, Sask., native advanced to the Stanley Cup Playoffs 13 times in his 14 seasons, amassing 49 points (13g-36a) in 106 postseason contests and helping Ottawa reach the 2007 Stanley Cup Final.

Internationally, Redden helped Canada claim the 2004 World Cup of Hockey, strike gold at the 1995 and 1996 World Junior Championships and earn a silver medal at the 2005 World Championship while being named the tournament's best defenseman. He also played in the 2006 Torino Olympics and both the 1999 and 2001 World Championships. Redden enjoyed a decorated junior career with the Brandon Wheat Kings from 1993-96, helping the Wheat Kings to the 1996 WHL title, being named to the 1996 Memorial Cup All-Tournament Team. In 1994, he won the Jim Piggott Trophy as WHL Rookie of the Year.

Redden and his wife, Danica, have three daughters: Leni, Harper and Ryann.

Nolan played two seasons of professional hockey in the East Coast Hockey League and International Hockey League from 1998-00. He recorded 48 goals and 96 points with the ECHL's Mobile Mysticks from 1998-00 and had stints with Grand Rapids and Houston of the IHL, in addition to one game with the American Hockey League's Springfield Falcons. Prior to turning pro, Nolan was a standout at the University of New Hampshire, compiling 164 points (66g-98a) in 135 games for the Catamounts from 1993-98.

Nolan and his wife Shannon reside in Hampton, New Hampshire, with their son, Ryan, and daughter, Reese.



## SCOUTING STAFF

### SCOUTING STAFF



**Martin Bakula**  
European Scout



**Lucas Bergman**  
European Scout



**Nick Beverley**  
Pro Scout



**Rob Cowie**  
Pro Scout



**Shawn Dineen**  
Pro Scout



**J-P Glaude**  
North American  
Amateur Scout



**Janne Kekalainen**  
European Scout



**Ryan Rezmierski**  
North American  
Amateur Scout



**Glen Sanders**  
North American  
Amateur Scout



**David Westby**  
North American  
Amateur Scout



# MANAGEMENT & STAFF

## COACHING STAFF

### **PETER LAVIOLETTE** HEAD COACH



After leading the Nashville Predators to the Presidents' Trophy last season and the Stanley Cup Final in 2016-17, Head Coach Peter Laviolette enters the 2018-19 campaign with the ultimate goal of capturing the franchise's first Stanley Cup. A 2006 Stanley Cup Champion as head coach of the Carolina Hurricanes, Laviolette begins his fifth season with the Predators on the heels of the franchise's best-ever regular season in 2017-18. Known for his aggressive, up-tempo philosophy, he was named the second head coach in Nashville Predators history on May 6, 2014.

In his fourth season at the helm of the Predators, his squad set franchise records for wins and points in a season, going 53-18-11 with 117 points. He became the second American-born head coach in NHL history to win the Presidents' Trophy and led the Predators to Second Round of the Stanley Cup Playoffs for the third straight season, one of just three teams to do since 2015-16. Individually, Laviolette advanced to the Second Round for the seventh time in the last nine seasons and served as the Central Division's head coach at the NHL's All-Star Weekend in Tampa for the third time in his career by virtue of the Predators owning the best record at the halfway mark of the regular season.

Laviolette's Predators finished 2016-17 with a 41-29-12 record and ranked 16th in NHL's regular-season standings, qualifying for the postseason as the second Wild Card team in the Western Conference. Nashville ultimately became the third club seeded lowest in its conference to advance to the Stanley Cup Final since the League adopted the conference-based playoff format in 1994. In the process, Laviolette reached the Conference Finals for the third time as an NHL head coach (also 2006 with Carolina and 2010 with Philadelphia), becoming just the third head coach to do so with three different teams.

The 2016-17 regular season also saw a pair of milestones for Laviolette. With a 4-2 victory over Minnesota on Jan. 22, 2017, Laviolette became the 25th coach in NHL history to record his 500th win. Then, just two months later, Laviolette coached his 1,000th career game, making him one of 28 to accomplish the feat in League history. Of the 28 individuals who have coached at least 1,000 NHL games, Laviolette's .587 win percentage ranks seventh among the field. He enters the 2018-19 season with 571 career wins, second in all-time victories for a U.S.-born coach, trailing only John Tortorella.

In season No. 1 in the Music City in 2014-15, Laviolette coached the

Preds to a 47-25-10 record (104 points) - nine more wins and 16 more points than the team finished with a season earlier - to return to the Stanley Cup Playoffs. The 2014-15 season was highlighted by a scorching start which saw the Preds reach 10, 20, 30 and 40 wins quicker than any other point in team history, and top the Western Conference standings in each of the season's five full months (November-March). At 2015 All-Star Weekend in Columbus, Laviolette and his staff manned the Team Toews bench after the Predators held the League's highest point percentage at the season's midpoint (.725, 27-9-4 record). His efforts also earned him a spot as one of three finalists for the 2015 Jack Adams Award, the second time in his career he was named a finalist.

In 2015-16, he picked up where he left off in season No. 1 in Smashville, leading the team to its third-ever playoff series victory in dramatic fashion, staving off elimination in Game Six of their Western Conference Round One series vs. Anaheim, then winning the franchise's first Game Seven, on the road no less, to advance. Nashville would reach new heights in the Second Round vs. San Jose, winning the longest game in franchise history in Game Four to even the series, and again forcing a Game Seven with another overtime win in Game Six, making it the longest postseason run in franchise history at the time.

Upon coming to Nashville, Laviolette immediately instilled the intensity and urgency necessary to help veteran players thrive and young players reach their potential. Players like Roman Josi and Filip Forsberg continued their trajectories toward stardom with record-breaking performances in 2015-16, while others like Ryan Johansen, Mattias Ekholm and Ryan Ellis have continued their development into elite NHLers.

Prior to joining the Predators, Laviolette compiled a career coaching record of 389-282-(25)-63 (866 points) in parts of 12 seasons with the New York Islanders (2001-03), Carolina Hurricanes (2003-09) and Philadelphia Flyers (2009-14). Like the Preds in 2014-15, each of his previous three teams improved exponentially in the first full season after he took the helm: the Islanders finished with 96 points and the eighth-best record in the League in 2001-02 after finishing 30th with 52 points the season prior; the Hurricanes went from 23rd in the NHL with 76 points to fourth with 112 points in 2005-06; and the Flyers improved from 88 points and 18th in the NHL to 106 points and fourth in 2010-11. Laviolette won 52 games in his first full season with Carolina in 2005-06 - earning him runner-up Jack Adams Award honors in the closest vote in award history - in addition to recording back-to-back 47-win seasons with Philadelphia in 2010-11 and 2011-12, and hitting the 40-win mark on three other occasions (2001-02, 2006-07 and 2007-08).

Including his Stanley Cup win in 2006 with Carolina, Laviolette has made 10 postseason appearances - two with the Islanders in 2002 and 2003 to end a seven-year postseason absence for the franchise; three with the Flyers - all of which saw the team advance beyond the opening round, including the 2009-10 campaign, when he took over midseason and led the team to Game Six of the Stanley Cup Final; then in 2015, 2016, 2017 and 2018 with the Predators.

Laviolette's offensive-minded philosophy is evidenced by his teams finishing in the Top 10 in goals seven times in 12 full NHL seasons, with three of those being top-three results. When coaching a team for a full season, Laviolette's squad has never finished lower than 14th in goals for. That doesn't include his two midseason takeovers where the Hurricanes improved their goals average from 1.87 to 2.23 when he moved behind the bench in 2003-04, and when the Flyers finished eighth in offensive output in 2009-10.

His work with Nashville's young core continues a long track record of developing talent at the NHL level - in Philadelphia, Claude Giroux played his first full season under Laviolette in 2009-10, and has become one of the NHL's elite offensive producers, posting 93 points and finishing fourth in Hart Trophy voting in 2011-12; James Van Riemsdyk played his first NHL games under Laviolette in 2009-10, then hit the 21-goal mark as a 21-year-old in his sophomore season a year later; Jakub Voracek improved his point-per-game average from .58 with Columbus to .75 with Laviolette's Flyers teams after a trade





in the summer of 2011; Wayne Simmonds doubled his goal total from 14 in 2010-11 with Los Angeles to 28 in his first season with Philadelphia in 2011-12; and Matt Read posted 24 goals as a rookie in the same season. Predators alumnus Scott Hartnell also hit career highs in goals (37) and points (67) in 2011-12 with the Flyers, being named to his only All-Star Game.

In Carolina, Eric Staal played his first four-plus seasons under Laviolette, notching a career-high 45 goals and 100 points to finish fourth in Hart Trophy voting during the Cup-winning campaign; Justin Williams, a three-time Stanley Cup winner and the 2014 Conn Smythe Trophy recipient as playoff MVP, posted his top-two point totals and only two 30-goal seasons under Laviolette in 2005-06 and 2006-07. Finally with the Islanders in 2001-02, a 24-year-old Mark Parrish hit the 30-goal mark for the only time in his career.

One of just nine men employed as an NHL head coach at the start of the 2018-19 campaign to have won a Stanley Cup, Laviolette has served as head coach for the United States at three World Championships: in 2004 when the nation earned its first medal in eight years, a bronze, in Prague, Czech Republic; the following spring at the 2005 Championship in Innsbruck and Vienna, Austria; and most recently in 2014 in Minsk, Belarus. He has also represented his country in four Olympic Games, first as a player in the 1988 Calgary Games and the 1994 Lillehammer Games, then as a head coach at the 2006 Torino Games, and as an assistant at the 2014 Sochi Games.

A native of Franklin, Massachusetts, Laviolette began his coaching career with the ECHL's Wheeling Nailers in 1997-98, coaching them to a 37-24-9 record and a spot in the Northern Conference Final. He was hired as head coach of the American Hockey League's Providence Bruins following his rookie season in West Virginia, and proceeded to lead the Bruins to an AHL-best 56-16-4 record during the 1998-99 season and the 1999 Calder Cup title. Given Providence's 19-49-7-5 record and last-place finish in the AHL the season prior to Laviolette's takeover, his efforts earned him the 1999 Louis A.R. Pieri Memorial Award as AHL Coach of the Year. He spent one more season in Providence, with the team advancing to the 2000 Eastern Conference Final, before being promoted to an assistant coach under Pat Burns and later Mike Keenan with the parent Boston Bruins, which he assumed for a single campaign (2000-01) until his hiring as 10th coach in New York Islanders history on May 23, 2001.

The former defenseman began his coaching career after 11 seasons playing professionally in the National, International and American Hockey Leagues, and internationally for the U.S. National Team, from 1986-97. He amassed 268 points (78g-190a) in 594 minor-league games in the IHL (Indianapolis, Colorado, Denver, Flint and San Diego) and AHL (Binghamton and Providence) from 1986-97, while appearing in 12 games for the New York Rangers in 1988-89. Laviolette also spent the majority of the 1987-88 and 1993-94 seasons with Team USA preparing for the Olympics, recording a pair of assists in six games at the 1988 Games, then wearing the "C" and scoring one goal in eight games at the 1994 Games.

The Westfield State (Mass.) University graduate finished his collegiate career ranked 14th on the school's all-time points list (43g-44a-87pts) and was named its alumnus of the year in 1988 and inducted into its sports hall of fame in 2002. A three-year captain, Laviolette led the Owls in scoring and was a MASAC all-conference defenseman his senior season.

Laviolette and his wife, Kristen, have three children - sons Peter and Jack, and daughter Elisabeth.

### LAVIOLETTE'S HEAD COACHING RECORD

REGULAR SEASON								PLAYOFFS			
Season	Team	GP	W	L	T	OTL	%	GP	W	L	%
1997-98	Wheeling (ECHL)	70	37	24	9	-	.593	15	8	7	.533
1998-99	Providence (AHL)	80	56	16	4	4	.750	19	15	4	.789
1999-00	Providence (AHL)	80	33	38	6	3	.469	14	10	4	.714
2001-02	NY Islanders (NHL)	82	42	28	8	4	.585	7	3	4	.429
2002-03	NY Islanders (NHL)	82	35	34	11	2	.506	5	1	4	.200
2003-04	Carolina (NHL)	52	20	22	6	4	.481	--	--	--	--
2005-06*	Carolina (NHL)	82	52	22	--	8	.681	25	16	9	.640
2006-07	Carolina (NHL)	82	40	34	--	8	.537	--	--	--	--
2007-08	Carolina (NHL)	82	43	33	--	6	.561	--	--	--	--
2008-09	Carolina (NHL)	25	12	11	--	2	.520	--	--	--	--
2009-10	Philadelphia (NHL)	57	28	24	--	5	.535	23	14	9	.609
2010-11	Philadelphia (NHL)	82	47	23	--	12	.646	11	4	7	.364
2011-12	Philadelphia (NHL)	82	47	26	--	9	.628	11	5	6	.455
2012-13	Philadelphia (NHL)	48	23	22	--	3	.510	--	--	--	--
2013-14	Philadelphia (NHL)	3	0	3	--	0	.000	--	--	--	--
2014-15	Nashville (NHL)	82	47	25	--	10	.634	6	2	4	.333
2015-16	Nashville (NHL)	82	41	27	--	14	.585	14	7	7	.500
2016-17	Nashville (NHL)	82	41	29	--	12	.573	22	14	8	.636
2017-18	Nashville (NHL)	82	53	18	--	11	.713	13	7	6	.538
<b>NHL TOTALS</b>		<b>1,087</b>	<b>571</b>	<b>381</b>	<b>25</b>	<b>110</b>	<b>.587</b>	<b>137</b>	<b>73</b>	<b>64</b>	<b>.533</b>

\*Stanley Cup Champions

# MANAGEMENT & STAFF

## COACHING STAFF

### **KEVIN MCCARTHY** ASSOCIATE COACH



Kevin McCarthy enters his fifth season with the Nashville Predators organization and second season as Associate Coach in 2018-19 and brings nearly 40 years of professional hockey playing, coaching and front-office experience to his position. McCarthy's responsibilities include running the team's defensemen and heading up the power play.

McCarthy has helped the Predators reach the Stanley Cup Playoffs in each of his first four seasons with the club, most recently helping oversee the most successful regular season in franchise history – being named the 2018 Central Division, regular-season Western Conference & Presidents' Trophy winners. Last season, McCarthy was an integral part of the team's longest postseason run in franchise history – to Game Six of the Stanley Cup Final – in 2016-17. During the 2015-16 season, several of McCarthy's forward corps saw career years, highlighted by superstar Filip Forsberg tying the franchise record for goals in a season alongside Viktor Arvidsson. In his first season in Nashville in 2014-15, McCarthy helped the franchise return to the playoffs for the first time in three seasons, making a nine-win and 16-point improvement.

Prior to joining the Predators, McCarthy served as an assistant coach on Peter Laviolette's staff in Philadelphia for five seasons from 2009-14. The duo joined the Flyers on Dec. 4, 2009 and proceeded to lead them to Game Six of the 2010 Stanley Cup Final, then see the team make an 18-point improvement during their first full season in 2010-11. Philadelphia won 47 games and advanced past the opening round of the Stanley Cup Playoffs in both 2010-11 and 2011-12, with McCarthy helping the likes of Claude Giroux, James Van Riemsdyk, Jakub Voracek, Wayne Simmonds and former Predator Scott Hartnell blossom into NHL stars or hit career years during his time working with them.

### **DAN MUSE** ASSISTANT COACH



Dan Muse enters his second season with the Predators organization in 2018-19. Prior to joining the Preds, Muse won the Clark Cup as head coach of the Chicago Steel of the United States Hockey League, a position he held for two seasons. Before his arrival in Chicago, Muse served as an assistant coach at Yale University from

2009 to 2013 before being promoted to the title of associate head coach at Yale from 2013 to 2015. In addition, Muse served as video coordinator for the United States National Junior Team in 2013 and 2014, winning a Gold Medal at the 2013 World Junior Championship. He has also been behind the bench as an assistant coach at Sacred Heart University, Williams College and Milton Academy.

Muse saw plenty of success as an assistant coach and associate head coach at Yale, including winning an NCAA National

The bulk of McCarthy's work behind the bench came with the Hartford Whalers/Carolina Hurricanes organization for 16 seasons from 1992-2009, including its Stanley Cup-winning campaign in 2005-06 and another Stanley Cup Final appearance in 2001-02.

After three seasons as an assistant for the Whalers (1992-95), he served as head coach for the franchise's AHL affiliates in Springfield (1995-97) and New Haven (1997-99), compiling a 156-123-36 record. He rejoined the parent team for the 1999-2000 season and spent the next nine years as a Hurricanes assistant. In addition to team success, he helped Eric Staal go from an 18-year-old rookie to a 100-point producer and veterans like 2014 Conn Smythe Trophy winner Justin Williams experience a career year.

McCarthy's coaching career started as a player-assistant coach for the AHL's Hershey Bears (1987-88), before a full-time move behind the bench as an assistant in 1988-89 and head coach in 1989-90. He also has front-office experience as the Flyers Director of Player Development from 1990-92.

The former defenseman spent 10 seasons in the NHL with the Flyers, Vancouver Canucks and Pittsburgh Penguins from 1977-87, posting 258 points (67g-191a) in 527 career games. During his time with Vancouver, he served as the Canucks' team captain for three seasons (1979-82) and was named a starter in the 1981 NHL All-Star Game. A native of Winnipeg, Man., McCarthy played his junior hockey for his hometown Clubs and Monarchs of the Western Canada Hockey League and was a member of Canada's 1975 World Junior Championship entry that earned a silver medal.

McCarthy and his wife, Rhonda, reside in Nashville. They have three daughters: Melissa, Meaghan and Mallory, and three grandchildren: Cannon, Pryce and Chase.

Championship with the Bulldogs in 2013. In 2014-15, Yale led the nation in team defense (1.64 goals-against average) and finished the season with the NCAA's top-rated penalty kill (90.1 percent). During his time with the Bulldogs, Muse helped guide the team to Ivy League regular-season titles in 2010, 2011, 2013 and 2015, as well as a pair of ECAC tournament titles and NCAA Tournament appearances in those four seasons.

After missing the playoffs in his first season with the Steel, Muse came back to coach a team that finished with a 38-17-5 record during the 2016-17 regular season before winning three, best-of-five series to capture the 2017 Clark Cup. Muse's club finished with the USHL's top-ranked penalty kill in 2016-17 with a 90.3 percent success rate.

Dan lives in Franklin with his wife, Maureen and their two daughters Fiona and Niamh and son, Kieran.

# MANAGEMENT & STAFF

## COACHING STAFF



### **BEN VANDERKLOK** GOALTENDING COACH



Ben Vanderklok enters his fifth season as the Nashville Predators Goaltending Coach in 2018-19. In his position, Vanderklok works with all goaltenders in the Nashville system, including those playing in Milwaukee (AHL), amateur leagues and Europe.

During his four seasons in the position, Vanderklok has helped the team's goaltenders stand out among the NHL's best. Under Vanderklok's watch, Pekka Rinne won the 2018 Vezina Trophy as the League's top goaltender, the first time a Preds player had won an individual, performance-based award. Rinne posted one of the best statistical seasons of his career in 2017-18, finishing first in save percentage (.927), even-strength save percentage (.938) and goals-against average (2.31) among goalies with at least 50 games played. He was third in the NHL in wins with 42 and tied for first in shutouts with eight, a career high. Rinne's other accomplishments during the 2017-18 season included winning his 300th career NHL game, earning his 50th career shutout and setting the record for most shutouts by a Finnish-born goaltender (45) on Nov. 24, 2018. Vanderklok also helped Juse Saros be named to the NHL's All-Rookie Team after he recorded a .925 save percentage – the third-highest in a single-season in team history – and an 11-5-7 record as a 23-year-old in 2017-18.

During the 2016-17 season, Rinne was the NHL's First Star of the Month in November, making him the first Predators player in team history to accomplish the feat. Later that season, Rinne backstopped Nashville to the Stanley Cup Final for the first time in franchise history, reaching Game 6 against the Pittsburgh Penguins. Rinne also was a representative at the NHL All-Star Weekends in 2015, 2016 and 2018, stopping every shot he faced in one period of action in the latter event. In 2014-15, his first season working full-time with Vanderklok, Rinne tied for second among all NHL goaltenders in wins (41), was third in goals-against average (2.18) and tied for seventh in save percentage (.923) while playing the sixth-most minutes of any goaltender (3,850:47), which earned Rinne one of his four career Vezina nominations (2011, 2012, 2015, 2018). As a result of being a part of the coaching staff of the team with the best point percentage at the midpoint of the 2014-15 season, Vanderklok also represented the Predators at the 2015 All-Star Game.

### **DAVID GOOD** STRENGTH & CONDITIONING COACH



David Good enters his 15th season as the strength and conditioning coach of the Nashville Predators in 2018-19. He joined the Predators in July of 2004 and is responsible for preparing and supervising workout programs for all players in the Predators organization. Good also helps run the club's prospect development program and the off-ice aspects of the Predators Hockey School.

Good was instrumental in developing a program for Steve Sullivan that allowed the Predators forward to return to the ice on January 12, 2009 after almost a two-year absence that included missing 142 straight regular-season games and 11 playoff games due to a back injury. In June of 2009, Sullivan won the NHL's Bill Masterton Memorial Trophy given "to the player that best exemplifies the qualities of perseverance, sportsmanship and dedication to hockey." During the summer of 2010, he designed and outfitted the new weight room at Bridgestone Arena with triple the amount of space to facilitate optimal in-season training.

Prior to his current role, Vanderklok served as the organization's assistant goaltending coach for five seasons from 2009-14, where he worked with nearly all the goalies within the organization. His work has been integral in Saros' transition to North America. In 2015-16, Saros was named to the AHL All-Rookie Team after ranking fourth among all league netminders in goals-against average (2.24), tying for fourth in wins (29), tying for sixth in shutouts (4) and tying for eighth in save percentage (.920). In 2013-14, Scott Darling came to the organization with one AHL game to his credit, and ended the season ranked among the league leaders in save percentage (.933), goals-against average (2.00) and shutouts (6) for the Admirals, earning him a full-time NHL position with the Chicago Blackhawks.

The Welland, Ontario native worked as goalie coach of the Ontario Hockey League's Niagara IceDogs from 2008-14, helping them reach the playoffs six consecutive seasons and reach the 2012 OHL Final. During his first four seasons with the IceDogs, Vanderklok helped Mark Visentin become a first-round pick of the Arizona Coyotes (27th overall), earn a pair of medals with Team Canada at the World Junior Championship, become 2011 OHL Goaltender of the Year, and earn the 2012 Dave Pinkney Trophy as the goalie with the lowest goals-against average. Visentin also broke a 62-season OHL record for most shutouts in a season in 2011-12 (10).

Vanderklok started his coaching career with the Port Colborne Pirates of the Golden Horseshoe Junior Hockey League (Junior B) from 2003-06 before instructing and training Brock University's (Ontario) goalies from 2007-09. Since 2003, he has run Ben Vanderklok Goaltending, which conducts camps and clinics in the St. Catharines, Ont., region.

A dual Canadian-Dutch citizen, Vanderklok retired from play following four seasons (2000-04) and two league titles in 2002 and 2003 with the Amsterdam Tigers of the Netherlands Elite League. He played a pair of seasons with the OHL's Barrie Colts from 1998-2000.

The 36-year-old Vanderklok, his wife, Marlene, and daughter, Ava, reside in Brentwood.

Prior to joining the Predators, Good served as the Director of Speed-Strength and Conditioning for West Coast Sports Performance and Center for Athlete Medicine in Manhattan Beach, Calif., and also served as a consultant for the Long Beach Ice Dogs (ECHL). The Colorado native served as the Assistant Speed-Strength and Conditioning Coach for the Los Angeles Kings from 1999-2003 and held the same title from 1997-99 with the Ice Dogs (IHL). He also served as Strength and Conditioning Coordinator at Loyola Marymount University in Los Angeles from 1998-99.

Before moving to California, Good served as the Student Assistant Strength and Conditioning coach at the University of Colorado for two years. He received his bachelor's degree in kinesiology from the University of Colorado at Boulder along with certifications in strength and conditioning, sports conditioning, Olympic weightlifting and kettlebell training.

Good and his wife, Amanda, reside in Franklin.

# MANAGEMENT & STAFF

## COACHING STAFF

### **LAWRENCE FELONEY** ASSISTANT COACH - VIDEO



Lawrence Feloney enters the 2018-19 season as his ninth with the Nashville Predators organization and first with the title of Assistant Coach - Video, after five seasons as video coach. He previously served as video coordinator from 2010-13. He is responsible for video analysis of all pre-scout and Predators game film, manages the organization's video systems and

the production of instructional videos for players and prospects throughout the organization. He also provides video support for Nashville's development camp, the NHL trade deadline and NHL Entry Draft.

In 2014, Feloney received the opportunity to represent his country for the first time, serving as video coach for the U.S. Men's

National Team at the IIHF World Championship in Minsk, Belarus. He handled all aspects of the team's video preparation, scouting and review for the tournament, working alongside Team USA and Predators Head Coach Peter Laviolette, and Team USA and former Predators Assistant Coach Phil Housley.

Prior to joining the Predators, Feloney spent four seasons as the video coordinator for the New Jersey Devils top developmental affiliate, the American Hockey League's Lowell Devils from 2006-10.

The Natick, Massachusetts, native started his work in video while serving as team manager and video coordinator for the University of Massachusetts-Amherst men's hockey team from 2003-05. Feloney graduated from UMass-Amherst with a bachelor's degree in Sports Management in 2005.

### **VIDEO STAFF**



**Andrew Meloche**  
Video Coordinator



**Nick Lubrano**  
Amateur Scouting  
Video Coordinator



## TRAINING STAFF

### **ANDY HOSLER** HEAD ATHLETIC TRAINER



Andy Hosler enters his sixth season as the Predators Head Athletic Trainer and 12th with the organization in 2018-19. Hosler has been a certified athletic trainer for the last 15 years, 13 of which have been spent in professional hockey.

In his role as Head Athletic Trainer, Hosler manages the health and rehab of players throughout the Nashville organization. He served as Nashville's assistant athletic trainer for six seasons from 2007-13 before assuming the head role for the 2013-14 campaign.

Prior to joining the Predators, the Monroe, Michigan native spent two seasons as the Head Athletic Trainer for the Utah Grizzlies

of the ECHL. Hosler earned a master's degree in kinesiology at Michigan State University while serving as a graduate assistant, working with the Spartan wrestling and football teams during the 2003-04 and 2004-05 seasons. Hosler earned his bachelor's degree from Western Michigan University, working across the athletic department spectrum from gymnastics to football.

Hosler is a certified member of the National Athletic Trainers Association, licensed Athletic Trainer through the state of Tennessee and certified Level 1 Sports Performance Coach through USA Weightlifting. He also holds a membership through the Professional Hockey Athletic Trainer's Society.

Hosler resides in Brentwood, with his wife, Elizabeth and sons Henry and Fritz.

### **PETE ROGERS** HEAD EQUIPMENT MANAGER



Pete Rogers enters his 21st season as Head Equipment Manager of the Nashville Predators in 2018-19. He is responsible for the everyday equipment needs of all the players as well as coordinating the transfer of equipment to and from road games.

Rogers works with the NHL to ensure compliance with programs concerning equipment tracking, jersey authentication and on-ice exposure.

Rogers served as the Equipment Manager for the U.S. Men's National Team in his second Olympic Games at the 2014 Winter Olympics in Sochi after having first done so in Torino in 2006. He has also represented his country in six IIHF World Championships (1999-2002, 2005, 2013), most recently in Stockholm, Sweden and Helsinki, Finland in 2013 where Team USA earned a bronze medal. He's also served as the United States' equipment manager at the 2004 World Cup of Hockey and the 2004 Deutschland Cup in Germany.

Rogers continues to serve on the executive board of the Professional Hockey Equipment Managers (SPHEM) after serving as President from 2012-18. The host of their annual conference

at Gaylord Resort and Convention Center in 2016, Rogers worked his 2,000th professional game as an equipment manager in Nashville's 2014-15 regular-season finale on April 11, 2015 at Dallas. The "Original Predator" has been behind the bench for all 1,524 regular-season and 105 playoff games the team has played, including his 1,000th game with the Predators on November 12, 2011. Rogers was the Head Equipment Manager for the Eastern Conference All-Stars at the 2007 NHL All-Star Game in Dallas, and handled all equipment logistics, and served as Head Equipment Manager for the 2016 NHL All-Star Game in Nashville.

Prior to joining the Nashville organization in July 1998, the SUNY Brockport graduate spent eight seasons as the Equipment Manager and Director of Team Travel for the Rochester Americans of the American Hockey League. Rogers also spent nine seasons as an assistant equipment manager in Rochester before a one-year stint as head trainer with the Hampton Roads Admirals of the ECHL in 1989-90.

Pete, his wife, Judy, and daughter, Alexandra, reside in Brentwood.

## EQUIPMENT/TRAINING STAFF



**DJ Amadio**  
Assistant Athletic  
Trainer



**Jeff Biddle**  
Assistant Athletic  
Trainer



**Jeff Camelio**  
Assistant Equipment  
Manager




**Brad Peterson**  
Equipment Assistant



**Craig Baugh**  
Locker Room Assistant

# MANAGEMENT & STAFF



**Nicole Aikens**  
Guest Experience  
Team Member



**Emily Alcorn**  
Box Office  
Coordinator



**Dan Althoff**  
Senior  
Account Executive



**Kristi Andruscik**  
Associate Account  
Executive



**Natalie Aronson**  
Corporate Comm.  
Manager



**Jane Avinger**  
Controller



**Rich Barker**  
Director of Engineer-  
ing Operations



**Nick Barnowski**  
Communications  
Coordinator



**Kyle Bernard**  
Public Safety Officer



**Shane Blindert**  
Creative Content  
Producer



**Ben Bosse**  
Senior Director of  
Events



**Brooks Bratten**  
Communications &  
Content Coordinator



**Braydon Brown**  
Premium Seats  
Coordinator



**Darren Brown**  
Public Safety Officer



**Heidi Bundren**  
General Counsel



**Jack Burk**  
Sr. Director of Corp.  
Development



**Jeremy Burson**  
Director of Corp.  
Partnerships



**Chris Burton**  
Sr. Director of  
Premium Sales



**Danny Butler**  
Ford Ice Center  
General Manager



**Steve Byron**  
Broadcast System  
Engineer



**Shannon Callihan**  
Facility Operations  
Coordinator



**Brian Campbell**  
Director of Event  
Presentation



**Susan Charnley**  
Director of Payroll



**Paige Ciuffo**  
Corporate Activation  
Senior Manager



**Erin Cooley**  
Administrative  
Assistant



**Nathan Crooks**  
Hockey Coordinator,  
Ford Ice Center



**Lara Crouch**  
Premium Ticket  
Operations Manager



**Tom Cummings**  
Public Safety Officer




**Bridgette DaSilva**  
Guest Experience  
Team Member



**Emily Deathridge**  
Premium Seats  
Coordinator

# MANAGEMENT & STAFF



**Beth DeGrandis**  
Exec. Asst. to Pres.,  
CEO & Alt. Governor



**Mike Deere**  
Public Safety Officer



**Allie DiDomenico**  
Sr. Coordinator of  
Marketing Activations



**Jennifer Dinning**  
Box Office Associate



**Mary Downs**  
Event Coordinator



**Ryan Dreyer**  
Associate Account  
Executive



**Nate Evans**  
Ice Technicians



**Andrew Ferrari**  
Event Coordinator,  
Ford Ice Center



**Alan Figueroa**  
A/V Coordinator



**Kristen Finch**  
Sr. Manager of  
Comm. Relations



**Jackie Fisher**  
Manager of Creative  
Services




**Jared Fisher**  
Associate Account  
Executive



**Krystin Fisher**  
Comm. Relations  
Coordinator



**Alex Fluehr**  
Accounting  
Coordinator



**Claire Francis**  
Senior Marketing  
Manager



**Andy Franklin**  
Youth Hockey  
Coordinator



**Jordan Futch**  
Receptionist



**Tom Gallo**  
Director of Quality  
Assurance



**Tony Gann**  
Public Safety  
Supervisor



**Alex Garmezy**  
Corp. Development  
Manager



**Megan Garrett**  
Social Media  
Coordinator



**Brianna Gefre**  
Staff Accountant



**Heather Giddens**  
Guest Experience  
Team Member



**Brad Gillispie**  
Director of Ticket  
Sales



**D'Ante Graham**  
Public Safety Officer



**David Graham**  
Director of Technical  
Operations



**Madison Green**  
Event Coordinator



**Paul Green**  
Graphics Assistant



**Daniel Gregory**  
Public Safety Officer



**Sarah Gromos**  
Marketing Assistant

# MANAGEMENT & STAFF



**Chris Halley**  
Group Sales  
Account Executive



**Joe Hardin**  
Maintenance  
Mechanic



**Austin Harlow**  
Box Office & Events  
Finance Manager



**Darrin Harje**  
Director of Event  
Operations



**Jacob Hartzfeld**  
Associate Producer



**Bart Hatton**  
Operations  
Supervisor



**Karis Hefton**  
Receptionist



**Josh Henderson**  
Public Safety Officer



**Brittney Hitch**  
Box Office Associate



**Sean Hochberg**  
Senior Marketing  
Coordinator



**Mickey Hock**  
Corporate Dev.  
Manager



**Rian Hooper**  
Guest Experience  
Team Member.




**Daniel Hopkins**  
Public Safety  
Coordinator




**Zach Jackson**  
Sr. Hockey Manager,  
Ford Ice Center



**Mitch Jordan**  
Video Production  
Manager



**Rebecca King**  
Senior Director of  
Comm. Relations



**Taylor Klein**  
Comm. Relations  
Coordinator



**James Kocen**  
Associate Account  
Executive



**Brandon Koehler**  
Staff Accountant



**Lynne Koester**  
Feature Producer



**Bob Kohl**  
Senior Director of  
Broadcast & Ent.



**Robert Krause**  
Box Office Associate



**Marissa Kraut**  
Amateur Hockey & Fan  
Development Cord.



**Bre Laabs**  
Human Resources  
Coordinator



**Robin Lee**  
Corp. Partnerships  
Account Manager



**Evan Lindsey**  
Corp. Development  
Manager



**Matt Loftus**  
Accounting Manager



**JT Louviere**  
Director of  
Business Strategy



**Chad Ludkey**  
Director of  
Public Safety



**Jenn Maxwell**  
Sr. Manager of Corp.  
Partnership Service



# MANAGEMENT & STAFF



**Will McCaskill**  
Business Ops. Coord.,  
Ford Ice Center



**Jake McGowan**  
Guest Experience  
Team Member




**Manny Medina**  
Operations Manager,  
Ford Ice Center




**Mark Menth**  
Senior Electrician



**Jeremy Meriwether**  
Front of House  
Coordinator



**Daniella Milroy**  
Guest Services  
Team Member



**James Mitchell**  
Public Safety Officer



**Will Moore**  
Ticket Operations  
Coordinator



**Hannah Morris**  
Marketing Coord.  
Ford Ice Center



**Connor Morvay**  
Public Safety  
Manager



**Courtni Mosley**  
Senior Director of  
Human Resources



**Andrew Muchtich**  
HVAC Technician



**Marty Mulford**  
Senior Director of  
Service & Retention



**James O'Hara**  
Graphics Assistant



**Jill Ormandy**  
Senior Counsel



**Jason Oxford**  
Director of Corp.  
Development



**Ben Pettitt**  
Public Safety Officer



**Matt Pfeffer**  
Hockey Ops. Research  
& Data Dev. Engineer




**Nick Pichnic**  
Content Producer




**Kara Porter**  
Office Manager & HR  
Admin., Ford Ice Center



**Zach Preston**  
Club Services  
Coordinator



**Katie Quinn**  
Box Office Specialist



**Tyler Rayburn**  
Guest Experience  
Team Member




**AJ Rockwell**  
Corporate Dev.  
Manager



**Matt Rowley**  
Graphics  
Coordinator



**Michael Rust**  
Business Intelligence  
Manager



**Lindsay Rutledge**  
Business Analytics  
Manager



**Dan Schaefer**  
Group Sales Manager



**Eric Schmitz**  
Box Office Assistant



**Nigel Schnarr**  
Ice Manager

# MANAGEMENT & STAFF



**Byron Schneider**  
Overnight Manager,  
Public Safety



**Kyle Scholl**  
Ticket Operations  
Assistant



**Matt Schonland**  
Guest Experience  
Team Member



**Andrew Serpico**  
Amateur Hockey &  
Fan Dev. Coor.



**Sara Shear**  
Director of Ticket  
Operations



**Mike Skeats**  
Amateur Hockey &  
Fan Dev. Manager



**Mallory Sovo**  
Conversion  
Technician



**Curtis Sparrow**  
New Fan  
Development Rep.



**Ashley Spencer**  
Ticket Operations  
Coordinator



**Josh Smiley**  
Corporate Dev.  
Manager



**Chuck Stephens**  
Director of Creative  
Services



**Ashlee Stokely**  
Director of Events  
Services



**Kristina Taylor**  
Guest Experience  
Team Member



**Zack Taylor**  
Guest Experience  
Team Member



**Paula Trujillo**  
Learn to Skate Mngr.,  
Ford Ice Center



**Pier Vaughn**  
Admin. Assistant,  
Legal & HR



**JT Venable**  
New Fan  
Development Rep.



**Ethan Vincent**  
A/V Coordinator



**Sandy Weaver**  
Senior Marketing  
Manager



**David White**  
Producer




**Lonnie Wilkerson**  
Senior Director  
of Ticketing



**Zach Williams**  
Premium Seats  
Coordinator



**Thomas Willis**  
Digital Manager &  
Producer



**Whitney Snyder**  
Club Services  
Coordinator



**David Willison**  
Public Safety Officer



**Allie Wilson**  
Box Office  
Coordinator



**Kevin Wilson**  
Director of  
Communications



**Tim Wilson**  
Senior Manager of  
Premium Seat Sales



**Josh Wolf**  
Premium Sales  
Manager



**Jordan Wright**  
Corp. Partnerships  
Account Manager

# MANAGEMENT & STAFF



**Ashley Wyatt**  
Scott Hamilton Skating  
Academy Coor.



**Jeff Zavatsky**  
Hockey Ops. Admin.  
& Exec. Assistant



**Zach Zazzi**  
Group Sales  
Account Executive

# MANAGEMENT & STAFF

## BROADCASTERS

### **WILLY DAUNIC** TV PLAY-BY-PLAY ANNOUNCER



Willy Daunic (Twitter: @WillyD1025) enters his fourth season as the Predators television play-by-play broadcaster for game broadcasts on FOX Sports Tennessee, after spending two seasons in the radio play-by-play role. Prior to moving upstairs

to the play-by-play role, Daunic had been the radio host of the team's pregame, intermission, and postgame coverage for 13 seasons. He began in 1998-99, the first year the Predators took to the ice.

In addition to his work with the Predators, Daunic has been hosting an afternoon sports talk show in Nashville since 1993 and joined the Predators' flagship station, 102.5 The Game when it became an all-sports station in 2011.

Daunic has performed a wide variety of play-by-play and color duties on both radio and television in Nashville, including Vanderbilt University (football, baseball and basketball), Belmont University basketball, Nashville Sounds, TSSAA (Tennessee High School) State Championship games (football, baseball and basketball) and more.

A 1993 graduate of Vanderbilt University, Daunic lettered in two sports for the Commodores. Attending on a basketball scholarship, he played on the Commodores' 1990 NIT Championship team, as well as a team that reached the 1991 NCAA Tourney during his three seasons. Daunic also played four years of baseball at VU, and was drafted by the Toronto Blue Jays in the 25th Round of the 1993 MLB Draft, spending two seasons in their minor league system.

Daunic lives in Nashville with his wife Erin, his daughter Evans (16) and son Mahoney (13).

### **CHRIS MASON** TV COLOR ANALYST



Chris Mason enters his fourth season with the Nashville Predators and second season as the color analyst for FOX Sports Tennessee. Prior to his role in television, Mason, who played 135 games for the Nashville Predators over the course of seven seasons with the club, worked as a color analyst for the Nashville Predators Radio Network

starting in 2015-16. Mason also currently serves as the President of the Nashville Predators Alumni Association.

Mason first joined the Predators on Oct. 5, 1998 when he was acquired via trade from the Anaheim Ducks. He went on to spend seven of the next eight seasons with the organization, splitting time between the Preds and the Milwaukee Admirals, the team's IHL/AHL affiliate. After four seasons away from the Preds, Mason returned to Nashville as a free agent on July 1, 2012 and played

11 games for the team during the 2012-13 season. Throughout his career wearing Predators Gold, the Red Deer, Alta., native recorded 58 wins, a 2.61 goals-against average and a .913 save percentage. On April 15, 2006, he became the ninth goalie in NHL history to score a goal.

Mason returned to Music City following two seasons playing in Europe - one with the Italia A League's Ritten-Rennon and one with the German League's Augsburg Panthers.

He resides in Brentwood with his wife, Courtney, two daughters - Avery and Quinn - and son, Fraser.

### **HAL GILL** RADIO COLOR ANALYST



Hal Gill enters his second season on the Nashville Predators broadcast team as the radio color analyst. Since retiring from the NHL, Gill coached three seasons of high school boys hockey and girls lacrosse. In 2015-16, Gill was the Manager of Player Development for the Florida Panthers.

A veteran of 1,108 NHL contests over 16 seasons and a 2009 Stanley Cup Champion with the Pittsburgh Penguins, Gill made his Predators debut on Feb. 12, 2012, where he played two seasons before his final NHL campaign with the Philadelphia Flyers in 2013-14. Gill also skated for the Montreal Canadiens (2009-12), Pittsburgh Penguins (2007-09), Toronto Maple Leafs (2006-08) and the Boston Bruins, where he spent the

first eight seasons of his career. Gill's first NHL experience was with the Bruins from 1997-04.

In 2000, Gill helped the United States earn a bronze medal at the 2004 World Championships. Before the NHL, he spent a single season with the Providence Bruins in 1997-98 at the end of his four-year tenure with Providence College, where he was the recipient of the 1997 Ron Wilson Award as the Friars' top defensive player after captaining the team.

Gill and his wife, Anne, have three children - daughters Isabelle and Sophie, and son Talon.



### **PETE WEBER** RADIO PLAY-BY-PLAY ANNOUNCER



The "Voice of the Predators" Pete Weber (Twitter: @petewebersports) begins his 21st season as part of the Nashville Predators broadcast crew and his fourth working as the team's primary radio play-by-play announcer. In the last 20 seasons, Weber has missed just two games and has called 1634 games for the club (1,522 regular

season, 112 playoff).

His insights are called upon by local sport talk radio and television, and his writing is regularly featured on the team's website. In January 2017, Weber won his fifth Tennessee SportsCaster of the Year award from the newly-rebranded NSMA (National Sports Media Association), as voted by the National Association of Sportscasters and Sportswriters.

Pete has served the last 12 seasons as an "insider" on Sirius/XM's NHL Network Radio and served as co-host of Slapshot Radio through 2017.

In addition to his roles with the team, Weber served as co-host of SportsNight from 2003 through 2005, filled in as host on ESPN Radio, called two Music City Bowl games and helped out on Nashville Sounds baseball broadcasts. He also produced and hosted two podcasts: "This Week in the Minor (baseball) Leagues" and the syndicated "Southern Pro Football."

Weber's hockey experience includes three seasons (1978-81) as analyst on the Los Angeles Kings radio and telecasts, two seasons (1995-97) of radio play-by-play for the Buffalo Sabres and coverage of the U.S. hockey team at the 1984 Winter Olympics in Sarajevo, Yugoslavia, along with duties as host for Buffalo's cable and radio coverage. At the college level, he called games for his alma mater (University of Notre Dame) from 1974 to 1976, and the University at Buffalo from 1976 through 1978.

Outside of hockey, Weber spent 15 seasons in Triple AAA baseball with Albuquerque, Rochester and Buffalo, where he was inducted into the Buffalo Baseball Hall of Fame in 1999. He served one season as TV play-by-play for the NBA's Seattle SuperSonics and was part of the broadcast team for each of the Buffalo Bills' four Super Bowl appearances. On September 28, 2017, he was inducted into the Buffalo Broadcasters Association Hall of Fame.

A regional Emmy award winner (2003, 2008, 2010, and 2016), Pete is on the Board of Governors for the Mid-South's chapter for the National Academy of TV Arts and Sciences. In addition, he serves on the Tennessee Radio Hall of Fame's Board of Directors.

A native of Galesburg, Illinois, Pete holds two degrees from the University of Notre Dame. He and his wife Claudia, reside in Nashville.

### **BRENT PETERSON** BROADCAST ANALYST



A Nashville Predator since Day One, Brent Peterson enters his fifth season as a member of the Preds' radio broadcast team. After spending his first 13 seasons with the franchise as a member of the team's coaching staff, Peterson spent 2011-14 as Hockey Operations Advisor, working closely with General Manager David Poile and the coaching staff in all matters involving the

team, in addition to being active in the community and in sponsorship and business operations.

A tireless worker in the community, Peterson established the Peterson Foundation for Parkinson's (PFP) in 2007 to raise awareness of the devastating effects of Parkinson's disease. Since 2011, PFP has joined forces with the Nashville Predators to hold Petey's Preds Party - a fun night of live entertainment, dinner and an extensive silent auction - and the Nashville Predators/Brent Peterson Celebrity Golf Classic at Vanderbilt Legends Club. In its first six years of existence, the combination Party and Golf Classic have raised more than \$500,000 which was split between Parkinson's research and the Predators Foundation. Donations to PFP fund critical research to aid in the fight against the disease as well as educational and support groups.

During the 2011-12 season, Peterson brought his battle with Parkinson's into the public eye - including in-depth coverage of his Deep Brain Stimulation Surgery (DBS) - in an effort to create awareness and cultivate donations to the Peterson Foundation for Parkinson's. Since the DBS, Peterson is happy, healthy and has seen a reduction of his Parkinson's symptoms.

In his time behind the Predators bench as both associate coach (2003-11) and assistant coach (1998-2003), Peterson worked closely with the penalty-killing unit that has finished among the top 12 in the NHL in 10-of-12 seasons, and a defensive corps that gave up the second-fewest goals in his final season behind the bench (2010-11). He helped the club to Stanley Cup Playoff berths in six of his last seven seasons behind the bench and has coached players such as Dan Hamhuis, Ryan Suter and Shea Weber.

Peterson joined the Predators after serving as head coach of the Portland Winterhawks (WHL) for seven seasons, posting a 201-138-20 mark. During the 1997-98 season, the Winterhawks were a league-best 53-14-5 and captured the WHL Championship and the Memorial Cup. He recorded 40-or-more victories on four occasions and helped develop NHL first-round picks Adam Deadmarsh (1993), Jason Wiemer (1994), Brenden Morrow (1997) and Marian Hossa (1997).

Prior to joining Portland, the Calgary, Alta., native spent two seasons (1989-91) as an assistant coach with the Hartford Whalers (NHL) following his retirement as a player. The former first-round pick of Detroit (1978) played 11 NHL seasons from 1978-89 with Detroit, Buffalo, Vancouver and Hartford. He appeared in 620 NHL games, collecting 213 points (72g-141a) and 484 penalty minutes. Peterson was known as one of the NHL's top defensive forwards and penalty killers.

Brent and his wife, Tami, reside in Franklin. They have three children: Ryan, Brad and Kristin, and five grandchildren.

# MANAGEMENT & STAFF

## BROADCASTERS

### **TERRY CRISP** STUDIO ANALYST



Entering his 21st year with the Predators, Terry Crisp provides analysis on the Predators during the club's television broadcasts. He regularly contributes insight to the Predators' website and has worked as a studio analyst for Canada's TSN during the 2000, 2002 and 2003 IIHF World Championships.

From the franchise's first season in 1998 until 2013-14, Crisp worked alongside Pete Weber, forming one of the most well-known broadcast duos in the League. A part of the Predators' Emmy-winning broadcasts in 2003, 2008 and 2010, Crisp served as a color analyst for FOX Sports during the 1998-99 season and during the 1998 and 1999 Stanley Cup Finals, and has served in a similar capacity for TSN in past years.

Crisp posted 201 points (67g-134a) in 536 games during his 11 seasons in the NHL as a player for the Boston Bruins, St. Louis Blues, New York Islanders and Philadelphia Flyers. He won three Stanley Cup Championships, two as a player with the Flyers (1974 and 1975)

and one as a coach with Calgary (1989), and he is one of only 14 people to have won the Cup as both player and head coach. The Parry Sound, Ont., native has a unique perspective on expansion teams: he was a player with the inaugural editions of the St. Louis Blues in 1967 and the New York Islanders in 1972.

Crisp was the head coach of the Tampa Bay Lightning from the franchise's inception in 1992 through October 1997, coaching 391 games. He held the record for most games coached by an expansion franchise's first coach until Barry Trotz, then with the Nashville Predators, broke the mark in 2003. In the 2004 NHL Stanley Cup Final, the Lightning defeated the Flames - the team he coached to the Cup in 1989. Crisp also served as the assistant coach of the silver medal-winning Canadian team at the 1992 Winter Olympic Games in Albertville, France.

Terry and his wife, Sheila, reside in Nashville. The Crisp's have three children - sons Tony and Jeff, and daughter Caley, and nine grandchildren.

### **MARK HOWARD** BROADCAST AND ENTERTAINMENT TEAM



Mark Howard enters his 10th season working with the Nashville Predators in the broadcast and entertainment department and has appeared in multiple roles. This season, Mark will host in-arena game breaks during each intermission, providing highlights and analysis.

Howard was part of Fox Sports Tennessee's Emmy award-winning broadcast of Game Five of the 2015 Western Conference Quarterfinal series against the Chicago Blackhawks and hosts the award-winning 'Wakeup Zone' on WGFX, 104.5 The Zone which airs weekdays from 6 - 10 a.m. He also does a radio pre- and postgame show for Titans Radio and has worked as a television host of TSSAA

for the State High School football and basketball championships since 2004.

Prior to hosting 'Wakeup Zone', Howard was a sports anchor at WTVF-TV (CBS) in Nashville and worked for 103.3 WKDF doing morning sports from 1997-2002. The West Hartford, Connecticut, native who also worked in television in Evansville, Ind., from 1983-86, has called action for Triple-A baseball in Wichita and Evansville, and college hockey at Cornell. He graduated from Ithaca College in upstate New York in 1980 with a degree in history and political science.

Mark has a 16-year-old son Jack.

### **LYNDSAY ROWLEY** PREDATORS LIVE HOST



Lyndsay Rowley enters her fifth season with the Nashville Predators and second season as the pre- and postgame co-host for 'Predators Live!' alongside Terry Crisp. Along with her home game duties, she will be hosting 'Predators Live!' and reporting rinkside for all of the road games this year. Rowley spent three seasons as the Rinkside

Reporter for all Predators' home games and select away games on FOX Sports Tennessee. Rowley works with the rest of the Predators broadcast crew to bring fans closer to the action through interviews, special features and more. Additionally, throughout the season Rowley freelances for the NHL Network.

Prior to joining the Predators broadcast team, Rowley spent time with the Rockland Boulders, an independent professional baseball team in Pomona, N.Y., working as a field correspondent for all live

television broadcasts. In addition to her work with the Boulders, Rowley spent time with the Charlotte Bobcats (now Hornets) as an in-house television host and has been on the sidelines of college football, baseball and volleyball games for various broadcasters.

In 2012, Rowley covered the Columbus Blue Jackets for Columbus' NBC affiliate while also covering Ohio State football, basketball and baseball games and the USA Swimming 2012 Grand Prix.

A native of New Albany, Ohio, Rowley received her Bachelor's degree in communications at High Point University in High Point, N.C., where she was a four-year member of the Division I varsity volleyball team. Rowley earned her MBA while she was a graduate assistant volleyball coach at Ohio Dominican University in Columbus, Ohio.

Rowley enjoys sports, writing and traveling in her spare time.



### **KARA HAMMER** RINKSIDE REPORTER



Kara Hammer enters her second season with the Nashville Predators as the rinkside reporter. Before joining the broadcast team, Hammer was a Sports Reporter for WKRN-TV in Nashville for two years. While with News 2, Hammer began covering the Predators and their historic run to the Stanley Cup Final. In 2016, she served as

the Tennessee Titans sideline reporter on NFL Network during preseason games and appeared weekly on the 'Coach's Show' with Mike Mularkey.

Before moving to Nashville in 2015, Hammer spent three years with Fox Sports Arizona and NAU-TV working as a sideline reporter and color analyst starting in 2012. While there, she made history as part of the first all-female announcing team for a live event on FSAZ on February 23, 2013.

Her career started at KGWN in Cheyenne, Wyoming in 2010.

Hammer graduated from the University of Wyoming with a degree in Communications and Journalism. She was born and raised in Aurora, Colorado.



### **FOX SPORTS TENNESSEE**

The Nashville Predators and FOX Sports Tennessee are entering their 21st season of partnership

in 2018-19, with FOX Sports Tennessee reaching seven million households throughout Tennessee, Kentucky, Mississippi, Alabama and Georgia.

Willy Daunic is returning as play-by-play announcer, his fourth season calling Predators action on FOX Sports Tennessee. Daunic is joined by former Predators goaltender Chris Mason, who is embarking on his second full season as a color analyst. Lyndsay Rowley is in her fifth season with the team, serving as host of 'Predators Live' with broadcast veteran Terry Crisp, who continues as an analyst after spending the last 20 seasons with the Predators. Rowley will also serve as the rinkside reporter when the team is on the road. Kara Hammer returns for her second season as rinkside reporter for all Predators home games on FOX Sports Tennessee.

'Predators Live' returns with a pre- and postgame show for every FOX Sports Tennessee telecast featuring highlights, analysis and interviews. The show will originate from the FOX Sports Tennessee Zone at Bridgestone Arena for all home games.

All Predators games televised on FOX Sports Tennessee will also be available on FOX Sports GO (FOXSportsGo.com), a free app that provides live streaming video of more than 3,100 live events. It is currently available for iOS, Apple TV, Android, Android TV, Fire tablets and Fire phones, Roku players and Roku TV, select Windows devices, and online at FOXSportsGO.com. Fans can download the mobile app from the iTunes App Store, Google Play, Amazon App Store and Windows Store.

Predators fans can find exclusive content from FOX Sports Tennessee on Facebook, Instagram and Twitter.

The FOX Sports regional networks serving the Southeast - FOX Sports South, FOX Sports Carolinas, FOX Sports Tennessee and FOX Sports Southeast - collectively reach nearly 11 million households across seven states. They are the television home of the Atlanta Braves, Atlanta Dream, Atlanta Hawks, Atlanta United, Carolina Hurricanes, Charlotte Hornets, Memphis Grizzlies, Nashville Predators, Cincinnati Reds, Indiana Pacers, New Orleans Pelicans, St. Louis Cardinals, Bundesliga, Atlantic Coast Conference, Big 12 Conference and Big East Conference. Combined, the networks televise nearly 1,300 live events each year. The network's content is also available on FOX Sports GO, an app that provides live streaming video of FOX Sports content through programming distributors.

### **102.5 The Game**



This season, the Predators and their ancillary programming continue to serve as the centerpiece of 102.5 The Game's all-sports

format. The "Voice of the Predators" Pete Weber, enters his 21st season behind the Predators play-by-play microphone. Joining Weber in the booth for his second season is retired Preds defenseman Hal Gill as color analyst. Former Preds Associate Coach Brent Peterson continues with the radio network as a contributing analyst.

WPRT-FM, ESPN 102.5 The Game is Nashville's Best Sports Talk and sister station to ESPN 94.9 Game-2; heritage rock station, 102.9 The Buzz; 93.3 Classic Hits; and 102.1 The VILLE, the Soul of Music City. All stations are locally owned and operated as a part of the Nashville based Cromwell Group, Inc. Cromwell owns 32 stations total in Tennessee, Kentucky and Illinois. 102.5 The Game will carry all preseason, regular season and postseason Predators games. This marks the ninth consecutive season that all Predators regular season and playoff contests will be aired on the same station. These games will include an hour pregame show as well as an hour long postgame show.

# MANAGEMENT & STAFF

## ARENA INFORMATION

### **BRIDGESTONE ARENA**

Bridgestone Arena • 501 Broadway  
(615) 770-2000 • Fax (615) 770-2100

Serving as the home for numerous national and international events, Bridgestone Arena has the distinction of being one of the busiest venues in the United States since the doors first opened in 1996, hosting more than 20 million guests during that time. The National Hockey League's Nashville Predators have been the primary tenants of Bridgestone Arena since 1998 and boasts one of the most unique game atmospheres in professional sports. Seating capacity is approximately 20,000 for concerts, 19,395 for basketball and 17,159 for Nashville Predators games.

Formerly known as the Nashville Arena, Gaylord Entertainment Center and Sommet Center, the building became Bridgestone Arena in 2010 after Bridgestone Americas Inc., which is headquartered in Nashville, entered into multi-year naming-rights and marketing partnership with the Predators and Powers Management.

Initiated by former Nashville Mayor Phil Bredesen and approved by the Metro/Davidson County Council in 1993, Bridgestone Arena uniquely embraces Nashville's heritage as "Music City, U.S.A." The arena was designed as a tribute to Nashville's music roots, with the entrance positioned on the corner of Fifth Avenue and historic Broadway, facing the Ryman Auditorium – the original home of the Grand Ole Opry.

The one million-square-foot facility has also spurred downtown growth in the last 10 years, inspiring further development that includes the Country Music Hall of Fame, Frist Museum of the Visual Arts, Schermerhorn Symphony Center, multiple hotels (Hilton, Omni, Hyatt, Westin and J.W. Marriott), Encore Condominiums, Pinnacle at Symphony Place office building and the Downtown Public Library. According to the Nashville Downtown Partnership, there are over 280 restaurants, 105 shopping options, 60 live music venues, 110 nightlife options and 25 art galleries in the downtown area, as of August 2018. With more businesses coming soon. In fall of 2017, Bridgestone Americas fully relocated its headquarters to a new 30-story building two blocks from the arena.

A report issued in 2012 estimated that Bridgestone Arena and the Nashville Predators generate an annual economic impact of approximately \$410 million. More than 2,350 jobs are supported annually by the Nashville Predators and Bridgestone Arena. Nearly two-thirds of attendees at all Bridgestone Arena events come from outside of Davidson County, creating a pure economic impact to Davidson County in dollars spent by out-of-county visitors.

Furthermore, during the 2017 Stanley Cup Playoff run, it was estimated that during the four rounds, close to \$2.7 million was generated for the city through ticket, merchandise and concessions sales taxes; the overall economic impact from a record 11 home playoff games (3 Stanley Cup Final, 3 Western Conference Final, 3 Second Round and 2 First Round) was over \$50 million.

Bridgestone Arena also hosts a variety of non-traditional functions for Davidson County, the city of Nashville and local residents. Bridgestone Arena tower is home to the Tennessee Sports Hall of Fame, an XM Radio studio and the Nashville Convention and Visitors Bureau, which hosts more than 500,000 tourists annually. Bridgestone Arena features the Patrón Platinum Club, a 260-seat fine-dining experience located on the building's suite level, which is open before and after games and concerts, and hosts a number

of banquets and receptions. The Lexus Lounge, an exclusive Performers' Level Club that is home to the world's first convex curved 2mm LED wall offering a live panoramic view of the ice, features luxurious amenities such as personal concierge service, plush seating and special-themed buffets. Recently added during the 2017-18 season are two Bunker Suites next to Lexus Lounge, which offer a private event viewing space that includes food and beverage and is a great corporate outing locale.

Continuously upgrading to improve experiences for fans, guests, performers and athletes, Bridgestone Arena underwent another \$12 million in renovations during the summer of 2018, bringing the total to over \$70 million in renovations over the last seven years.

The arena also houses more than 6,000 square feet of meeting room space and a 13,500-square-foot rehearsal hall that is available for rent and used more than 200 days a year by national touring acts. Metro's Registry of Deeds is also located inside the Bridgestone Arena.

The list of acts that have called Bridgestone Arena home is lengthy and includes the Country Music Association Awards; the Country Music Television Awards; Keith Urban's "We're All For the Hall" benefit concerts; NCAA, SEC and OVC Men's and Women's Basketball Tournaments, the 2014 NCAA Women's Final Four; and entertainers such as Madonna, Garth Brooks, Paul McCartney, Elton John, Billy Joel, the Rolling Stones, KISS, Metallica, Taylor Swift, Justin Timberlake and Katy Perry. Bridgestone Arena is in the midst of hosting 12 consecutive SEC Basketball Championships (SEC Men's tournament: 2015-17, 2019-21, 2023-25, SEC Women's tournament: 2018, 2022, 2026). Three seasons ago, the arena hosted the 2016 NHL All-Star Game, putting on one of the most successful experiences in League history and paving the way for Bridgestone Arena to host the 2017 Stanley Cup Final.

#### **AWARDS AND NOMINATIONS:**

Pollstar Ranking of 24th in the world, 9th in the US for concert attendance: 2018

Pollstar Arena of the Year: 2014 and 2017

Pollstar Arena of the Year Nominations: 1997, 1998, 2000, 2007, 2008, 2009, 2010, 2011, 2012, 2013, 2014, 2015, 2016 and 2017

Pollstar Venue Executive of the Year: 2017, David Kells International Entertainment Buyers Association's Venue of the Year: 2008, 2010, 2015, 2017

Academy of Country Music Venue of the Year: 2009, 2011, 2013, 2017

Country Music Association Venue of the Year: 2017

Facilities Magazine Prime Site: 2008, 2009, 2010, 2011, 2016

ESPN No. 1 Franchise in Professional Sports: 2017

#### **PARKING FOR BRIDGESTONE ARENA EVENTS:**

Visit [nashvillepredators.com/parking](http://nashvillepredators.com/parking) or [parkitdowntown.com](http://parkitdowntown.com) for more information and parking options. To inquire about purchasing parking please call (615) 770-7800.





### BRIDGESTONE ARENA QUICK FACTS

- In addition to serving as the home of the Nashville Predators, Bridgestone Arena has hosted a wide variety of sporting events including the U.S. National Figure Skating Championship (1997), the NCAA Men's Basketball Tournament (2000, 2003, 2005, 2012), the SEC Men's Basketball Tournament (2001, 2006, 2010, 2013, 2015), the SEC Women's Basketball Tournament (2002, 2004, 2008, 2011, 2012), the 2014 NCAA Women's Final Four and the 2003 NHL Entry Draft.
- It was announced on Oct. 17, 2014 that the city of Nashville and Bridgestone Arena would host the 2016 NHL All-Star festivities, including the Fan Fair, Skills Competition and All-Star Game, which took place on Jan. 30-31, 2016. The event has been recognized as the best NHL All-Star experience in League history.
- The Nashville Convention and Visitors Bureau (CVB) operates a state-of-the-art Visitor Information Center in the glass tower of Bridgestone Arena. The staffed center, which welcomes more than half a million visitors a year, is open seven days a week, with extended hours in the summer and during Bridgestone Arena events. In addition to literature, maps, discount coupons and general information, the center features exhibits, children's programming ideas, an on-line information station and a great selection of Nashville merchandise. For more information, visit [nashvillecvb.com](http://nashvillecvb.com).
- The Fan Zone is located on the 300 Level main concourse and serves as gathering space and concession area. Fans are invited to catch the action from outside the bowl, in Sections 313-322.
- The Dierks Bentley's Whiskey Row Smashville is located at the south end of Bridgestone Arena overlooking the ice.
- The FOX Sports Tennessee Zone is a sports bar located just off the main concourse. It hosts a post-game show featuring highlights and interviews. The FOX Sports Tennessee Zone features tabletop seating and flat-screen high-definition televisions.
- The Predators Team Store, which offers the most expansive selection of Nashville Predators merchandise available, is accessible from inside the arena and Fifth Ave. For store hours and information, please call (615) 770-2402.
- Pete and Terry's Tavern, located just outside Bridgestone Arena's Nissan SoBro entrance, is open daily from 11 a.m. to close and features a full bar with more than 60 beer options and a daily 3 - 5 p.m. Happy Hour and a pub-style menu.
- From floor to ceiling, the highest point in Bridgestone Arena reaches 130 feet (about the height of a 13-story building) with the roof covering eight acres.
- There are four levels of seating at the arena. Handicapped-accessible seating is available at every level and the building holds two escalators.

ADDRESS:	501 Broadway Nashville, Tn 37203 <a href="http://bridgestonearena.com">bridgestonearena.com</a>
PHONE:	615-770-7800
COST:	\$160 million
ARCHITECT:	HOK Sports, Kansas City, Missouri
OWNERSHIP:	Sports Authority, Metropolitan Government of Nashville and Davidson County
SQUARE FOOTAGE:	More than 1 million
LUXURY SUITES:	72 (42 lower, 30 upper)
ARENA CLUB:	The Patrón Platinum Club, located on the Lower Club Level (7,000 square feet, seating for 260). The Lexus Lounge, located on the Performers Level, includes unprecedented "Behind the Scenes" access to Nashville Predators players and a unique back stage feel for concerts and events.
BOX OFFICE:	Located in main entrance (corner of Fifth and Broadway)
PUBLIC RESTROOMS:	47 public restrooms
CONCESSION STANDS:	16 food and beer portables, 20 concession stands, 15 bars and three Grab N' Go locations, located on three levels.
PREDATORS TEAM STORE:	Located near the south entrance of Bridgestone Arena, accessible from Fifth Ave. and inside the building.

# MANAGEMENT & STAFF

## COMMUNITY RELATIONS/ PREDATORS FOUNDATION



Established in 1998, the Nashville Predators Foundation strives to meet the educational, social, health and cultural needs of the Nashville community by offering unique resources and financial support to local youth-oriented organizations. Through several fundraisers held throughout the year, the Predators Foundation has awarded more than 1,800 grants to 578 charitable organizations in Nashville and Middle Tennessee-area since its creation, totaling over 600,000 during the 2017-18 season.

### FIRST TENNESSEE BRENT PETERSON CELEBRITY GOLF CLASSIC AND PETEY'S PRED PARTY



The Nashville Predators Foundation and the Peterson Foundation for Parkinson's host the eighth annual First Tennessee Nashville Predators Brent Peterson Celebrity Golf Classic and Petey's Preds Party in September. Petey's Preds Party gets the two-day event off to a great start over the ice at Bridgestone Arena and includes dinner and an auction, along with a comedy show by Joe List. The golf tournament closes out the two-day event at Vanderbilt Legends Club, where the winner of the tournament is awarded the Dr. Mac Cup in honor of the late Dr. James McPherson, who served as the Predators' dentist from 1998-2004. The 2017 Petey's Preds Party and Golf Classic raised nearly \$200,000 annually and is split evenly between the Nashville Predators Foundation and Peterson Foundation for Parkinson's. For more information please visit [nashvillepredators.com/golf](http://nashvillepredators.com/golf) and [nashvillepredators.com/petey](http://nashvillepredators.com/petey).

### GNASHVEGAS CASINO NIGHT & AUCTION PRESENTED BY KING JEWELERS, MARCH 7, 2019



The annual casino night gala is back for the 2018-19 season after taking a one-year hiatus! The 2016-17 event took on the Boots & Bling theme as local restaurants provided gourmet food and fans were able to play Vegas table games alongside their favorite Nashville Predators at the Predators Foundation GhashVegas Casino Gala & Auction presented by King Jewelers. In addition to meet and greet opportunities with Preds players and gourmet food, GhashVegas features a massive silent auction, gaming tables and a photo station. For more information, please visit [nashvillepredators.com/gala](http://nashvillepredators.com/gala)

### NASHVILLE PREDATORS CRAFT BEER FESTIVAL PRESENTED BY ORCA COOLERS



The Nashville Predators opened the doors of Bridgestone Arena in the heat of summer for the seventh straight year in 2018, welcoming beer lovers inside to sample beer from more than 70 different breweries at the Nashville Predators Craft

Beer Festival presented by Allegiant. In addition to receiving unlimited tastings, attendees also received a Beer Fest t-shirt and a commemorative glass. This summer's festival raised nearly \$90,000. For more information, please visit [nashvillepredators.com/beer](http://nashvillepredators.com/beer).

### PREDS & PINS

PRESENTED BY UNITEDHEALTHCARE, DECEMBER 2018

The Nashville Predators Foundation hosted its fifth annual Preds & Pins presented by UnitedHealthcare Bowling fundraiser at Hermitage Strike and Spare in December 2018. This casual evening featured two hours of bowling, a buffet and photo opportunities with Preds players, coaching staff,



Gnash and local celebrities. All proceeds benefited the Monroe Carell Jr. Children's Hospital at Vanderbilt through the 365 Pediatric Cancer Fund presented by Twice Daily. For more information, please visit [nashvillepredators.com/bowling](http://nashvillepredators.com/bowling).

### WINE FESTIVAL & TASTING PRESENTED BY KING JEWELERS



First held in 2006, the Nashville Predators Foundation Wine Festival & Tasting presented by King Jewelers takes place over the ice at Bridgestone Arena in the spring. Last season, the Festival raised more than \$125,000 and featured samples of more than 225 wines, beers and liquors, many of which came from local Tennessee craftsmen. The event also included culinary delicacies from local restaurants, a complimentary Preds-branded glass and photo opportunities with Predators mascot Gnash and Preds broadcast personalities. The event also featured a VIP dinner and tasting hosted by the family that created Caymus in the Patron Platinum Club that included a five-course wine dinner with wine pairings. For more information, please visit [nashvillepredators.com/wine](http://nashvillepredators.com/wine).



## COMMUNITY RELATIONS/ PREDATORS FOUNDATION

### **NASHVILLE PREDATORS FISHING TOURNAMENT** SPONSORED BY BASS PRO SHOPS AND GUY HARVEY



Fans spent an afternoon on the water at Old Hickory Lake with the Nashville Predators Foundation at the annual Preds Fishing Tournament! This two-part event featured a welcome dinner and silent auction, with an early morning boat launch and weigh-in at Bass Pro Shops the following day. The event featured a silent auction with specialty Preds and fishing items as well as the opportunity to fish with a pro fisherman. This year's event featured pro fishermen Ott Defoe, Mike McClelland, Timmy Horton and Edwin Evers. All proceeds from the event benefit the 365 Pediatric Cancer Fund presented by Twice Daily. For more information please visit [nashvillepredators.com/fishing](http://nashvillepredators.com/fishing)

### **KABOOM!** FALL 2018



The Nashville Predators Foundation will team up with KaBOOM! - a national nonprofit dedicated to saving play - to build a new playground in the Nashville area again in the fall of 2018. Volunteers from the Predators, other local organizations and the community work together to make the new playgrounds, designed by the children who will use it, in just one day! This year's build will mark the seventh consecutive year that the Preds have partnered with KaBoom! and the seventh playground that the Predators have built in Middle Tennessee (the organization built two in 2014).

### **HOCKEY FIGHTS CANCER** NOV. 3, 2018 AND FEB. 23, 2019



Every season the Nashville Predators host two Hockey Fights Cancer Nights (a league-wide initiative). These nights benefit the 365 Pediatric Cancer Fund presented by Twice Daily at Monroe Carell Jr. Children's Hospital at Vanderbilt and include donations collected at all main entrances and silent auctions that feature specialty jerseys worn by the players. Patients from Monroe Carell Jr. are invited to attend the game, ride on the Zamboni, take part in a postgame meet-and-greet with players and participate in Zebra's Care, a charitable organization run by the NHL Official's Association.

### **DEX SCORE & WIN**

**DEX** During the 2017-18 season, every time a Preds player scored a goal or recorded a goaltending win, DEX Imaging and Mailing made a donation to the Predators Foundation through the DEX Score and Win program. Last season, the 13th season of the program, raised \$36,600 for distribution to 10 Middle Tennessee charities. Since its inception midway through the 2005-06 season, the program has raised more than \$380,000 for 57 charities.

### **GAME NIGHT AUCTION**

The Predators Foundation hosts an auction in conjunction with every Nashville Predators home game online. Fans can text preds to 52182, enabling fans both at the game and across the world to bid and take home items in support of the Foundation. The online auction includes autographed merchandise from across the sports world, one-of-a-kind Predators items like holiday baskets stuffed with each players' favorite goodies, unique Middle Tennessee souvenirs and more. Hockey fans can view items up for auction during home games on the main concourse by Section 106/107.

### **MYSTERY PUCKS**

In addition to the online auction, the Foundation sells autographed pucks on select game nights through the "Mystery Pucks" fundraiser. Fans have the opportunity to select a wrapped, themed puck autographed by a Predators player with select pucks specialized for buyers to receive an extra prize.

### **BIRTHDAY & SPECIAL MEGATRON MESSAGES**

For a donation to the Predators Foundation, fans have an opportunity to put birthday, anniversary and engagement announcements on the Megatron during Predators home games. In-game scoreboard message rates are \$50. To schedule, please visit [nashvillepredators.com/scoreboard](http://nashvillepredators.com/scoreboard) or contact Community Relations at (615) 770-2343.

### **ZAMBONI RIDES/PRE-GAME VISIT TO THE PENALTY BOX**

For a \$100 donation to the Nashville Predators Foundation, Predators fans can ride the Zamboni or have the opportunity to sit in the visiting team's penalty box during the Nashville Predators' pregame skate. To schedule, please visit [nashvillepredators.com/zamboniride](http://nashvillepredators.com/zamboniride) or [nashvillepredators.com/penaltybox](http://nashvillepredators.com/penaltybox), or contact Community Relations at (615) 770-2331.

### **DONATION REQUESTS**

The Nashville Predators are committed to positively influencing the community far beyond the game. The team's community relations department assists non-profit charities and other businesses to raise money for their own causes. To request a non-monetary donation for your event, please visit [nashvillepredators.com/donations](http://nashvillepredators.com/donations).

# MANAGEMENT & STAFF

## COMMUNITY RELATIONS/ PREDATORS FOUNDATION

### GRANT RECIPIENTS



On May 2, 2018 the Nashville Predators Foundation distributed 149 grants totaling more than \$600,000 to Nashville and Middle Tennessee-based community service and charitable organizations - the largest one-time allocation in team history. Each year, the Predators Foundation board selects four Feature Charities. These organizations receive exclusive opportunities throughout the season including in-arena drives, Predators participation in events, tickets to home games, recognition in team publications as well as other unique opportunities. The 2018-19 Feature Charities are End Slavery Tennessee, Lutheran Services of Middle Tennessee, Plant the Seed and Urban Green Lab.

### GRANT APPLICATIONS

The Predators Foundation places priority on giving back to the local communities where its players, employees and fans live and work. Foundation grants range from \$500 to a maximum of \$10,000. Organizations must have a 501(c)(3) status to apply. To request application information please email Krystin Fisher at [kfisher@nashvillepredators.com](mailto:kfisher@nashvillepredators.com).

### JACK DILLER EDUCATION AWARD

Each season the Predators Foundation awards four high school seniors the Jack Diller Education Award in the amount of \$2,500 each. Since inception, \$122,500 has been given. Applicants must reside within Middle Tennessee and excel in academics, athletics and volunteerism. The four winning students are recognized during a Predators home game. For more information, please contact the Nashville Predators Foundation at (615) 770-2331 or visit [nashvillepredators.com/dilleraward](http://nashvillepredators.com/dilleraward).

### COMMUNITY RELATIONS

The Predators are committed to the underlying team mission to "work hard, play hard and provide outrageous customer and community service." Every member of the Predators organization can be found giving back to the community throughout the season - from ownership and players to management and staff - through our Hearts of Gold initiative. As a staff, the goal is to reach 8,000 volunteer hours each season.

This commitment to the community is seen through various initiatives. A few of the Predators' 2018-19 initiatives include food drives, blood drives, annual holiday toy drive, hospital visits, Thanksgiving turkey deliveries, a holiday party for kids and Hockey Fights Cancer awareness night.

### OTHER INITIATIVES

Throughout the year, the Nashville Predators organize charitable drives to benefit the families of Nashville and Middle Tennessee, where fans are encouraged to bring donations.

DATES	OPPONENT	CHARITY BENEFITING
Nov. 3	Boston	Hockey Fights Cancer Night
Nov. 17	Los Angeles	Military Appreciation Night
Dec. 15	New Jersey	Toy Drive
Dec. 29	NY Rangers	American Red Cross Blood Drive
Jan. 19	Florida	End Slavery TN Charity Night
Feb. 2	Dallas	Plant the Seed Charity Night
Feb. 23	Colorado	Hockey Fights Cancer Night
Mar. 9	Carolina	Urban Green Lab Charity Night
Mar. 21	Pittsburgh	Lutheran Services Charity Night

### 365 PEDIATRIC CANCER FUND PRESENTED BY TWICE DAILY

Spearheaded by the leadership of former Preds Captain Shea Weber and goaltender Pekka Rinne, the Nashville Predators Foundation formed the 365 Pediatric Cancer Fund presented by Twice Daily in 2014 (formerly the Nashville Predators Pediatric Cancer Research Fund), which goes to help fund pediatric cancer research at Monroe Carell Jr. Children's Hospital at Vanderbilt. The Preds raise money for the 365 Fund through Hockey Fights Cancer games, silent and blind auctions, mystery pucks, fan donations and more. For more information about the 365 Fund, visit [nashvillepredators.com/365fund](http://nashvillepredators.com/365fund).

### PLAYERS' CHARITABLE INVOLVEMENT



Nashville Predators players, management, staff and GNASH gave more than 8,000 hours of community service during the 2017-18 season. Over the years, players have donated thousands of game tickets and have visited hundreds of non-profit organizations throughout the Middle Tennessee community. Several organizations have benefited from the Predators' charitable ticket initiatives.



## YOUTH HOCKEY/ FAN DEVELOPMENT

The Nashville Predators continue their efforts to enhance the awareness and opportunity of youth hockey in Middle Tennessee. The Predators have created partnerships with local youth hockey associations and assist with fundraising, hockey education and additional ice time to promote the growth of the sport at the grassroots level.

### STREET PRIDE

The NHL's League-wide street youth hockey program, NHL Street, serves local community centers and schools by providing this free athletic and educational program.



presented locally by UnitedHealthcare

The NHL and the Nashville Predators provide street hockey sticks, pucks, nets and protective goalie equipment, including start-up hockey instruction for coaching and administration. The Predators also provide informative manuals for staff and participants, as well as follow-ups with program centers and player/coach clinics.

There are currently more than 40 youth facilities that participate in the Street Pride program including Boys & Girls Clubs throughout Middle Tennessee, Metro Parks and Recreation and the YMCA of Middle Tennessee. This free grassroots hockey development program



emphasizes that all a child needs to play hockey are sneakers, breaking down any socio-economic barriers associated with the sport.

### GET OUT AND LEARN! presented by Erie Insurance



Get Out And Learn! (G.O.A.L.I.) presented by Erie Insurance program introduces the game of hockey to everyone, both young and old, without the financial commitment typically associated with the sport. This free, introductory program, designed for those with no prior experience, is offered in weekly sessions throughout the year at local rinks. The Predators provide all necessary equipment, ice time and instruction, making the program ideal for any family. The Preds are dedicated to supporting the

development of youth hockey at all levels and recognize the need for local skating facilities to be accessible for beginners to help grow the sport, beginning at younger ages. Since its inception in the fall of 2006, more than 5,000 kids have graduated from G.O.A.L.I!

The Nashville Predators also assist area youth hockey organizations by providing coaches and players clinics, ice time at Bridgestone Arena and funding for uniforms. Area youth players are also frequently featured during intermissions at Predators home games.

### NASHVILLE PREDATORS KIDS CLUB presented by Delta Dental

The Nashville Predators Kids Club presented by Delta Dental provides an opportunity for kids and families alike to get involved with the team during the 2018-19 season. The Preds Kids Club is filled with exciting features, events, member benefits and more. Fans can sign up for Kids Club at the Youth Hockey table outside Section 108 during all Nashville Predators home games or at

[nashvillepredators.com/kidsclub](http://nashvillepredators.com/kidsclub).



### TAKING HOCKEY TO THE STREETS

Taking Hockey to the Streets is a grassroots marketing initiative in which members of the Predators organization make unannounced visits to neighborhoods where kids routinely gather to play street hockey. The visit includes a street hockey game, giveaways for the young players and routine appearances by players, coaches and Preds mascot Gnash.

### HOCKEY RULES

Hockey Rules is a free, traveling, interactive hockey experience that aims to educate elementary and middle school students on basic hockey skills and the Nashville Predators organization. During the school year, Hockey Rules visits more than 35 schools, reaching more than 5,000 students. The Predators provide all necessary equipment and instruction at no cost. The program continues into the summer as the Hockey Rules Summerfest Tour travels to youth camps, educating young fans on the sport of hockey.



### BLUE CROSS BLUESHIELD BLUELINER OF THE GAME

An opportunity to experience the excitement from ice-level offered as a ticket package during Predators home games. Youth hockey players ages 7-14 get the opportunity of a lifetime as their name is called during the starting lineup; they skate to the blue line and then stand alongside their favorite Predators player during the National Anthem.

# MANAGEMENT & STAFF

## YOUTH HOCKEY/ FAN DEVELOPMENT

### PREDATORS HOCKEY SCHOOL



The Predators host a hockey school each July at Ford Ice Center in Antioch, which is open to boys and girls ages 8-14. Youth attending the hockey school are challenged daily with more than two hours of ice time, intensive dry-land conditioning, video analysis and "chalk talk" sessions. Hockey

School emphasizes the basic fundamentals of hockey - stickhandling, power skating, shooting and passing.

Other features of the camp include daily lectures on nutrition, injury prevention, equipment maintenance and perspectives from the Predators scouting and coaching staffs.

The Predators also host the Jr. Hockey School, an evening summer-time camp at Ford Ice Center in Antioch. The school is offered to children ages 4-7.



### COACHING SYMPOSIUM

In an ongoing effort to foster and improve youth hockey opportunities in Middle Tennessee, the Nashville Predators offer support to youth hockey coaches at all levels. Annually, the

Preds host a free Coaching Symposium featuring Nashville Predators coaching staff. Through their partnership with USA Hockey, the Predators are able to present tools that any coach can use to improve his or her knowledge, and in turn, the team's on-ice performance.



### PREDATORS CUP

The Predators Cup is the annual Tennessee State High School Hockey Championship tournament. Established during the 1999-00 season, it serves as a platform to highlight the top high school hockey teams in the state and is hosted by the Nashville Predators each spring at Bridgestone Arena. Since the inaugural tournament, 14 teams from Middle Tennessee, three teams from Memphis and one team from Knoxville have won the Predators Cup.

### SKATE AT BRIDGESTONE ARENA

Since the Predators inaugural season in 1998-99, thousands of youth hockey players have had the opportunity to skate on the same surface as NHL players. As a ticket fundraiser program, Mites on Ice is offered to hockey teams ages 9-and-under for the chance to skate in front of 17,000-plus fans during intermissions at select Predator home games.

There are several opportunities throughout the season for adults to skate on Bridgestone Arena ice. Rise and Grind Morning Hockey takes place in the early morning hours at Bridgestone Arena and gives adults (ages 18+) the opportunity to get a quick workout in before work. All levels are welcome and sessions are open to the first 26 skaters and four goalies. The cost is \$20 per session and includes 60 minutes of ice, parking and breakfast. For more information or to reserve a spot, register at

[www.nashvillepredators.com/riseandgrind](http://www.nashvillepredators.com/riseandgrind).

Pucks and Pints Happy Hour open hockey is in the midst of its fourth year at Bridgestone Arena. All levels are welcome, but participants must be at least 21 years of age and provide their own equipment. The cost is \$20 per session and includes 60 minutes of ice and a complimentary "pint" at Pete and Terry's Tavern following the ice session. For more information, or to reserve a spot, register at [www.nashvillepredators.com/pucksandpints](http://www.nashvillepredators.com/pucksandpints).

### NASHVILLE PREDATORS SELECT

The Nashville Predators Select Travel Hockey Program (Preds Select) will play under the Nashville Predators Amateur Hockey Association and aims to provide Middle Tennessee youth hockey players an environment to be better athletes, better individuals and better

players with a commitment to positive, fun and progressive skill development through community and sport. Preds Select is the Nashville Predators official and first ever Travel Hockey program. They compete at the Tier II level and will offer teams in the 10U, 12U, and 14U age divisions for the 2018-19 season.



### NASHVILLE PREDATORS JV PROGRAM

The Nashville Predators JV Program for the 2018-19 season aims to provide a supplement to our incredible Greater Nashville Scholastic Hockey League for those players looking to gain the experience for more ice time! Registered teams will use this program in order to help bolster the development of each player's respective school teams. The league began in 2017-18 with six teams and will be expanding to eight teams in 2018-19.

# MANAGEMENT & STAFF



## YOUTH HOCKEY/ FAN DEVELOPMENT

### **NPAHA ADULT HOCKEY LEAGUE**

Adults can join in the fun of playing hockey with the Nashville Predators Amateur Hockey Association Adult Leagues. Whether you are a beginner who has just started the game, an experienced player or somewhere in between, Ford Ice Center has a league for you! Leagues run year-round (fall/winter, spring and summer) and include playoffs and championships. Our USA Hockey-sanctioned league hosts more than 700 adult players and offers competition for all level of play for adults ages 18 and over. We have grown from seven teams in 2014-15 to 54 teams across five divisions in the coming 2018-19 season.

### **NPAHA YOUTH HOUSE LEAGUE**

This recreational league provides participants the opportunity to develop individual and team hockey skills in a fun, relaxed environment. Our goal is to not only develop a player's hockey skills, but to create an environment where youth can learn valuable life skills such as teamwork, good sportsmanship, a positive attitude and a good work ethic. The emphasis of the programming - whether learning how to stop or perfecting the wrist shot - will be on being "better than before." Continuous improvement will be a theme utilized throughout much of our programming, executed in a measurable and meaningful way. Our league is offered year-round and consists of more than 400 young hockey players fielding teams in the following age divisions: Termite (6U), Mite (8U), Squirt (10U), Peewee (12U), Bantam/Midget (13+). In 2017-18, we had 1,135 players play within our House League across our Fall, Winter, Spring and Summer seasons.



### **LITTLE PREDATORS LEARN TO PLAY**

Beginning in fall of 2016, the organization launched a new initiative. Little Preds Learn to Play, which is partially funded by the NHL and NHLPA's Industry Growth Fund, is a multi-year, multi-city endeavor by the Nashville Predators and participating ice rinks in an effort to reduce cost barriers associated with an introductory program. Each session runs for six to eight weeks consecutively and is designed for boys and girls ages 4-9 who have never played hockey. Starting at just \$85 (costs vary from rink to rink), participants get weekly on-ice instruction and are outfitted from head to toe with all the necessary hockey equipment to begin playing and is theirs to keep!



### **PREDS FITNESS CHALLENGE**

Launched in the winter of 2015, Preds Fitness Challenge is an initiative designed to fit within the current P.E. curriculum and aims to keep children active and encourage them to

make healthy choices. The Challenge requires students to complete five challenges centered on staying active, choosing healthy eating habits, and an introduction to street hockey throughout the school year. Schools receive a Welcome DVD with Preds Strength Coach, 60 sticks/ball, pop-up nets, fitness wall charts, bracelets and charms to

track student progress, a nutrition worksheet and teacher manual. The program launched with a Teach the Teacher event at Bridgestone Arena to watch morning skate followed by street hockey instruction. All fifth-grade students invited to a field trip at Ford Ice Center for Hockey 101 and free public skate. In the first year, PFC reached 22,000 students in 50 elementary schools. Preds Fitness Challenge reached 270 schools and 127,000 students last season.

### **FUTURE GOALS/HOCKEY SCHOLAR POWERED BY EVERFI**

The Future Goals - Hockey Scholar™ online course is a unique tool that leverages the exciting game of hockey to teach science, technology, engineering and math (STEM) concepts to students in grades 4-8. This course, aligned to state science and math standards, also introduces students to STEM careers in hockey. This free program for educators has an annual reach of over 435 participating schools, and more than 29,000 students involved in the digital platform.

### **GO SKATE!**

Go Skate! is a free Learn to Skate program proudly presented by the Scott Hamilton Skating Academy, Ford Ice Center, Nashville Predators and the Industry Growth Fund. This unique program encourages first-time skaters between the ages of 5-12 to learn to ice skate in a fun and encouraging environment, at no cost. The program includes a free seven-week session of Scott Hamilton Skating Academy's Learn to Skate classes with a FREE pair of hockey or figure skates at graduation, as well as a \$45 discount off athletes second session of Learn to Skate. The program launched in 2016 and has granted over 1,300 skaters with free classes and skates, removing economical barriers, making skating accessible for first time youth to give skating a try! Go Skate! is currently being offered in Pelham and Huntsville, Alabama; Knoxville and Memphis, Tennessee; Evansville, Indiana; and Alpharetta, Georgia, with expansion to four more regional cities soon! Magic happens when the steel hits the ice!



For more information on these programs, please visit [nashvillepredators.com/youthhockey](http://nashvillepredators.com/youthhockey), contact the Predators Youth Marketing and Fan Development Department at (615) 742-4381 or follow them on Twitter @PredsYouthHcky.

# MANAGEMENT & STAFF

## MILWAUKEE ADMIRALS

### MILWAUKEE ADMIRALS 2018-19 DIRECTORY

510 W. Kilbourn Ave, Suite B • Milwaukee, WI 53203

phone (414) 227-0550 • fax (414) 227-0568

[milwaukeeadmirals.com](http://milwaukeeadmirals.com)



#### TEAM INFORMATION

**Team Colors:** White, Gray, Ice Blue and Navy  
**Home Arena:** University of Wisconsin-Milwaukee Panther Arena

**Capacity:** 9,256  
**Radio Flagship:** The Big 920 (920 AM WOKY)

**Governor/CEO:** Harris Turer  
**President:** Jon Greenberg  
**VP of Business Development:** Mike Wojciechowski  
**VP of Communications:** Charlie Larson  
**VP of Ticket Sales:** John W. Bitter  
**Play-by-Play Announcer:** Aaron Sims

**Head Coach:** Karl Taylor  
**Assistant Coaches:** Greg Rallo & Scott Ford  
**Goaltending Coach:** Dave Rook  
**Athletic Trainer:** Doug Agnew  
**Equipment Manager:** Kris Stierwalt  
**Strength & Conditioning Coach:** Jason Nordby

#### Yearly AHL/IHL Affiliations

YEAR	TEAM	LEAGUE	COACH	GP	W	L	*OTL	**SOL	PTS	GF	GA
1998-99	Milwaukee Admirals	IHL	Al Sims	82	38	28	0	16	92	254	265
1999-00	Milwaukee Admirals	IHL	Al Sims	82	37	36	0	9	83	222	246
2000-01	Milwaukee Admirals	IHL	Dave Allison	82	42	33	0	7	91	244	217
2001-02	Milwaukee Admirals	AHL	Dave Allison	80	30	35	10	5	75	198	207
2002-03	Milwaukee Admirals	AHL	Peter Horachek	80	32	27	14	7	85	247	251
2003-04	Milwaukee Admirals	AHL	Claude Noel	80	46	24	7	3	102	269	191
2004-05	Milwaukee Admirals	AHL	Claude Noel	80	47	24	4	5	103	247	207
2005-06	Milwaukee Admirals	AHL	Claude Noel	80	49	21	6	4	108	268	234
2006-07	Milwaukee Admirals	AHL	Claude Noel	80	41	25	4	10	96	227	230
2007-08	Milwaukee Admirals	AHL	Lane Lambert	80	44	29	4	3	95	231	212
2008-09	Milwaukee Admirals	AHL	Lane Lambert	80	49	22	3	6	107	229	195
2009-10	Milwaukee Admirals	AHL	Lane Lambert	80	41	30	2	7	91	237	220
2010-11	Milwaukee Admirals	AHL	Lane Lambert	80	44	22	6	8	102	226	194
2011-12	Milwaukee Admirals	AHL	K. Muller/l. Herbers	76	40	29	2	5	87	210	190
2012-13	Milwaukee Admirals	AHL	Dean Evason	76	41	28	4	3	89	197	200
2013-14	Milwaukee Admirals	AHL	Dean Evason	76	39	24	6	7	91	215	199
2014-15	Milwaukee Admirals	AHL	Dean Evason	76	33	28	8	7	81	206	218
2015-16	Milwaukee Admirals	AHL	Dean Evason	76	48	23	3	2	101	224	193
2016-17	Milwaukee Admirals	AHL	Dean Evason	76	43	26	4	3	93	225	212
2017-18	Milwaukee Admirals	AHL	Dean Evason	76	38	32	4	2	82	216	235

\* Column refers to "overtime losses" from 2004-08 and "ties" from 1998-2004.

\*\* Column refers to "shootout losses" from 2004-08 and 1998-99. Column referred to "overtime losses" from 2001-04. In 1999-2000 and 2000-01, column refers to "shootout points".

YEAR	TEAM	COACH	STANDING	PLAYOFF HISTORY
1998-99	Milwaukee Admirals	Al Sims	4th - Midwest Division	Lost to Manitoba in 1st Rd, 2-0
1999-00	Milwaukee Admirals	Al Sims	5th - East Division	Lost to Cleveland in 1st Rd, 2-1
2000-01	Milwaukee Admirals	Dave Allison	5th - East Division	Lost to Chicago in 1st Rd, 4-1
2001-02	Milwaukee Admirals	Dave Allison	5th - West Division	Did not qualify
2002-03	Milwaukee Admirals	Peter Horachek	4th - West Division	Defeated Rochester in Qualifying Rd, 2-1; Lost to Houston in 1st Rd, 3-0
2003-04	Milwaukee Admirals	Claude Noel	1st - West Division	Defeated Cincinnati in 1st Rd, 4-3; Defeated Chicago in 2nd Rd, 4-2; Defeated Rochester in 3rd Rd, 4-1; Defeated Wilkes-Barre/Scranton in 4th Rd, 4-0, to win the Calder Cup
2004-05	Milwaukee Admirals	Claude Noel	2nd - West Division	Lost to Cincinnati in 1st Rd, 4-3
2005-06	Milwaukee Admirals	Claude Noel	1st - West Division	Defeated Iowa in 1st Rd, 4-3; Defeated Houston in 2nd Rd, 4-0; Defeated Grand Rapids in 3rd Rd, 4-0; Lost to Hershey in Final, 4-2
2006-07	Milwaukee Admirals	Claude Noel	3rd - West Division	Lost to Chicago in 1st Rd, 4-0
2007-08	Milwaukee Admirals	Lane Lambert	4th - West Division	Lost to Chicago in 1st Rd, 4-2
2008-09	Milwaukee Admirals	Lane Lambert	1st - West Division	Defeated Rockford in 1st Rd, 4-0; Lost to Houston in 2nd Rd, 4-3
2009-10	Milwaukee Admirals	Lane Lambert	4th - West Division	Lost to Chicago in 1st Rd, 4-3
2010-11	Milwaukee Admirals	Lane Lambert	1st - West Division	Defeated Texas in 1st Rd, 4-2; Lost to Houston in 2nd Rd, 4-3
2011-12	Milwaukee Admirals	K. Muller/l. Herbers	2nd - Midwest Division	Lost to Abbotsford in 1st Rd, 3-0
2012-13	Milwaukee Admirals	Dean Evason	2nd - Midwest Division	Lost to Texas in 1st Rd, 3-1
2013-14	Milwaukee Admirals	Dean Evason	3rd - Midwest Division	Lost to Toronto in 1st Rd, 3-0
2014-15	Milwaukee Admirals	Dean Evason	5th - Midwest Division	Did not qualify
2015-16	Milwaukee Admirals	Dean Evason	1st - Central Division	Lost to Grand Rapids in 1st Rd, 3-0
2016-17	Milwaukee Admirals	Dean Evason	3rd - Central Division	Lost to Grand Rapids in 1st Rd, 3-0
2017-18	Milwaukee Admirals	Dean Evason	6th - Central Division	Did not qualify





## ADMIRALS COACHING STAFF

### **KARL TAYLOR** HEAD COACH



Karl Taylor enters his first season as head coach of the Milwaukee Admirals in 2018-19. Before joining the organization, the 47-year-old North Bay, Ont., native spent four seasons with the AHL's Texas Stars as an assistant coach.

In Texas, Taylor's teams went a combined 152-108-30-14 and made the playoffs in three of his four seasons. His tenure was headlined by the Stars' appearance in last season's Calder Cup Finals, where they came one game from claiming the AHL title, falling to the Toronto Marlies in Game 7. With Taylor behind the bench, Texas earned at least 90 points in three seasons, including the 2017-18 season's 90-point effort (38-24-8-6) that culminated with the AHL's Western Conference Championship.

Prior to joining Texas, Taylor spent one season as an assistant coach for the Western Hockey League's Portland Winterhawks in 2013-14, where they finished second in the WHL's regular-season standings with 113 points (54-13-5 record). Taylor helped guide the Winterhawks to the WHL Finals as the 2014 WHL Western Conference Champions, where they fell to the Edmonton Oil Kings in seven games.

Before jumping to the WHL, Taylor served as an assistant coach with the AHL's Chicago Wolves in 2011-12 where they won the regular-season division title and was a head coach in the ECHL for six seasons from 2005-11. He was at the helm of the Reading Royals from 2005-08, making the playoffs in two of his three campaigns, amassing a 112-82-22 record in the process. Taylor then became the first head coach of the ECHL's Ontario Reign from 2008-11, leading them to the playoffs in their inaugural season. He finished second in the John Brophy Award voting for ECHL coach of the year in 2008-09.

Taylor played three seasons in the Ontario Hockey League with the Windsor Spitfires, London Knights and North Bay Centennials, tallying 35 points (16g-19a) in 137 games from 1988-91. Following his junior career, he played for the University of New Brunswick from 1991-95, serving as an alternate captain in his final three seasons. Taylor also spent time as a head coach at Red Deer College in Alberta and the University of Waterloo before landing his first professional coaching job.

Taylor and his wife Bev live in Milwaukee with their son Mac and daughter Kate.

### **SCOTT FORD** ASSISTANT COACH



Scott Ford enters his fourth season as an assistant coach for the Milwaukee Admirals in 2018-19 after helping to guide the Admirals to a 38-win season in 2017-18. Ford will work alongside Admirals Head Coach Karl Taylor and Assistant Coach Greg Rallo.

Ford finished a distinguished 11-year playing career in 2014-15, splitting time with the Admirals and the South Carolina Stingrays. He skated in 12 games with Milwaukee, posting a pair of assists and 14 penalty minutes. The

Brown University alum helped the Stingrays to an ECHL-record 23-game winning streak and a berth in the Kelly Cup Finals. Overall, Ford spent parts of seven seasons with the Admirals, including two as team captain, and his 378 games played are the second most in club AHL history. The Fort St. John, B.C., native posted 14 goals and 31 assists for 45 points, a +37 rating and 577 penalty minutes – also second-most in team AHL history. Ford is one of just two defensemen since 2004 to finish the season +20 or better.

### **GREG RALLO** ASSISTANT COACH



Greg Rallo enters his first season as assistant coach of the Milwaukee Admirals in 2018-19. The 36-year-old native of Gurnee, Ill., recently completed a 12-year professional playing career that included stops in the NHL, AHL, ECHL and the German professional league. He spent last season with the AHL's Texas Stars and tallied 11 points (5g-6a) in 29 games.

Rallo competed in 11 NHL games with the Florida Panthers from 2011-13 and scored his first career NHL goal on April 2, 2013, against the Tampa Bay Lightning. In 615 career AHL contests, Rallo compiled 165 goals and 177 assists for 342 points, including a career-high 54 (26g-28a) with Texas in 2010-11. His AHL career

featured stints with six different clubs and saw him captain the San Antonio Rampage in 2013-14 and serve as an alternate captain for the Stars in 2015-16. Rallo also won the 2007 Kelly Cup as ECHL champion with the Idaho Steelheads, where he had 31 points (13g-18a) in 37 games.

Prior to his professional career, Rallo played four seasons for Ferris State University in the Central Collegiate Hockey Association from 2002-06, where he had 108 points (46g-62a) in 152 games. He also produced 1.30 points per game in junior hockey as a member of the North American Hockey League's Springfield Jr. Blues from 2000-02.

Rallo and his wife Liana have two daughters, Avery and Addison and a son, Ryder.

# MANAGEMENT & STAFF

## ADMIRALS SEASON SCHEDULE

### 2018-2019 MILWAUKEE ADMIRALS SCHEDULE

OCTOBER 2018						
SUN	MON	TUE	WED	THUR	FRI	SAT
	1	2	3	4	5	6 TEX 7:00
7	8	9 SA 7:00	10	11	12	13 HER 6:00
14 CHI 3:00	15	16	17 ONT 9:00	18	19 SD 9:00	20
21 CHI 3:00	22	23 SA 7:00	24	25	26 CLE 7:00	27 MAN 6:00
28	29	30 MAN 7:00	31			

NOVEMBER 2018						
SUN	MON	TUE	WED	THUR	FRI	SAT
				1	2 RFD 7:00	3 GR 6:00
4	5	6	7 CHI 10:30AM	8	9 RFD 7:00	10
11 CHI 3:00	12	13	14 IA 7:00	15	16 IA 7:00	17 ONT 6:00
18	19	20	21 IA 7:00	22	23 GR 6:00	24 RFD 6:00
25	26	27	28	29	30 TEX 7:00	

DECEMBER 2018						
SUN	MON	TUE	WED	THUR	FRI	SAT
						1 RFD 6:00
2	3	4	5 TEX 7:00	6	7 TEX 7:00	8 SA 7:00
9	10	11 GR 7:00	12	13	14 TEX 7:00	15 GR 6:00
16	17	18	19 RFD 7:00	20	21	22 CHI 3:00
23 30	24 31	25	26 CHI 7:00	27	28	29 IA 6:00

JANUARY 2019						
SUN	MON	TUE	WED	THUR	FRI	SAT
		1	2 RFD 7:00	3	4	5 WBS 6:05
6 HER 4:00	7	8	9 GR 7:00	10	11	12 SD 7:00
13	14 MAN 7:00	15	16 MAN 7:00	17	18	19 GR 6:00
20 CHI 3:00	21	22 SA 7:00	23	24	25 IA 7:00	26 MAN 1:00
27	28	29	30	31		

FEBRUARY 2019						
SUN	MON	TUE	WED	THUR	FRI	SAT
					1 MAN 7:00	2 RFD 7:00
3	4	5	6 TEX 7:00	7	8 WBS 7:00	9 CHI 1:00
10	11	12 SA 7:00	13	14	15	16
17 MAN 2:00	18 MAN 2:00	19	20	21	22 CLE 6:00	23
24 CLE 2:00	25	26	27 TEX 7:00	28		

MARCH 2019						
SUN	MON	TUE	WED	THUR	FRI	SAT
					1 SA 7:30	2
3 SA 3:00	4	5 TEX 7:00	6	7	8 CHI 7:00	9 GR 7:00
10 CHI 4:00	11	12	13 CLE 10:30AM	14	15	16 GR 6:00
17	18	19	20	21	22 RFD 7:00	23 RFD 6:00
24 GR 3:00	25	26	27 RFD 7:00	28	29	30 CHI 7:00

APRIL 2019						
SUN	MON	TUE	WED	THUR	FRI	SAT
	1	2	3 SA 7:00	4	5 CHI 7:00	6 IA 6:00
7	8	9 RFD 7:00	10	11	12	13 GR 6:00
14 RFD 6:00	15	16	17	18	19	20
21	22	23	24	25	26	27

**FOR MORE INFORMATION:**







**TEXT ADMIRALS TO 24587**

**414.227.0550**

**[milwaukeeadmirals.com](http://milwaukeeadmirals.com)**



**HOME** **AWAY** Dates & Times subject to change (All Central Time)

All Admirals games broadcast on The Big 920 Milwaukee with Admirals play-by-play broadcaster Aaron Sims





# THE PLAYERS





# THE PLAYERS

## 2018-19 ORGANIZATIONAL ROSTER

	Ht	Wt	Shoots	Place of Birth	Birthdate	2017-18 Team
<b>FORWARDS</b>						
Viktor Arvidsson	5-9	180	R	Skellefteå, Sweden	4/8/93	Nashville (NHL)
Colin Blackwell	5-9	190	R	Lawrence, Mass.	3/28/93	Rochester (AHL)
Nick Bonino	6-1	196	L	Hartford, Conn.	4/20/88	Nashville (NHL)
Connor Brickley	6-0	203	L	Everett, Mass.	2/25/92	Florida (NHL)
Kevin Fiala	5-10	193	L	St. Gallen, Switzerland	7/22/96	Nashville (NHL)
Filip Forsberg	6-1	205	R	Ostervalva, Sweden	8/13/94	Nashville (NHL)
Tyler Gaudet	6-3	205	L	Hamilton, Ont.	4/4/93	Milwaukee (AHL)/Tucson (AHL)
Frederick Gaudreau	6-0	192	R	Bromont, Que.	5/1/93	Milwaukee (AHL)/Nashville (NHL)
Rocco Grimaldi	5-6	181	R	Anaheim, Calif.	2/8/93	San Antonio (AHL)/Colorado (NHL)
Patrick Harper	5-7	150	L	New York City, N.Y.	7/29/98	Boston University (Hockey East)
Ryan Hartman	6-0	181	R	Hilton Head Island, S.C.	9/20/94	Nashville (NHL)/Chicago (NHL)
Calle Jarnkrok	5-11	186	R	Gävle, Sweden	9/25/91	Nashville (NHL)
Tanner Jeannot	6-2	207	L	Oxbow, Sask.	5/29/97	Moose Jaw (WHL)
Ryan Johansen	6-3	218	R	Vancouver, B.C.	7/31/92	Nashville (NHL)
Justin Kirkland	6-3	183	L	Winnipeg, Man.	8/2/96	Milwaukee (AHL)
Pavel Kolygin	6-0	189	L	Moscow, Russia	2/17/99	Drummondville (QMJHL)
Jachym Kondelik	6-6	227	L	Hannover, Germany	12/21/99	Muskegon (USHL)
Zach Magwood	5-10	190	R	Cambridge, Ont.	4/22/98	Barrie (OHL)
Grant Mismash	6-0	181	L	Brooklyn Park, Minn.	2/19/99	North Dakota (NCHC)
Tyler Moy	6-1	195	R	La Jolla, Calif.	7/18/95	Milwaukee (AHL)
Thomas Novak	6-1	179	L	St. Paul, Minn.	4/28/97	Minnesota (Big Ten)
Carl Persson	6-1	205	L	Kristianstad, Sweden	6/28/95	Karlskrona (SHL)
Emil Pettersson	6-2	164	L	Sundsvall, Sweden	1/14/94	Milwaukee (AHL)
Rem Pittlick	5-9	196	L	Ottawa, Ont.	4/2/97	Minnesota (Big Ten)
Anthony Richard	5-10	163	L	Trois-Rivieres, Que.	12/20/96	Milwaukee (AHL)
Zac Rinaldo	5-10	192	L	Hamilton, Ont.	6/15/90	Arizona (NHL)
Miikka Salomaki	5-11	203	L	Raahe, Finland	3/9/93	Nashville (NHL)
Colton Sissons	6-1	200	R	North Vancouver, B.C.	11/5/93	Nashville (NHL)
Craig Smith	6-1	208	R	Madison, Wis.	9/5/89	Nashville (NHL)
Eeli Tolvanen	5-10	189	L	Vihti, Finland	4/22/99	Nashville (NHL)/Jokerit (KHL)
Yakov Trenin	6-2	201	L	Chelyabinsk, Russia	1/13/97	Milwaukee (AHL)
Kyle Turris	6-1	190	R	New Westminster, B.C.	8/14/89	Nashville (NHL)/Ottawa (NHL)
Austin Watson	6-4	204	R	Ann Arbor, Mich.	1/13/92	Nashville (NHL)

# THE PLAYERS

## 2018-19 ORGANIZATIONAL ROSTER



	Ht	Wt	Shoots	Place of Birth	Birthdate	2017-18 Team
<b>DEFENSE</b>						
Frederic Allard	6-1	179	R	Saint-Sauvier, Que.	12/27/97	Milwaukee (AHL)/Norfolk (ECHL)
Taylor Aronson	6-1	205	R	Placentia, Calif.	12/30/91	Nurnberg (Germany)
Anthony Bitetto	6-1	210	L	Island Park, N.Y.	7/15/90	Nashville (NHL)
Alexandre Carrier	5-11	174	R	Quebec City, Que.	10/8/96	Milwaukee (AHL)
Jack Dougherty	6-1	194	R	St. Paul, Minn.	5/25/96	Milwaukee (AHL)
Mattias Ekholm	6-4	215	L	Borlange, Sweden	5/24/90	Nashville (NHL)
Ryan Ellis	5-10	180	R	Hamilton, Ont.	1/3/91	Nashville (NHL)
Dante Fabbro	6-0	189	R	Colquittam, B.C.	6/20/98	Boston University (Hockey East)
David Farrance	5-11	195	L	Rochester, N.Y.	6/23/99	Boston University (Hockey East)
Hardy Haman Aktell	6-3	198	L	Kage, Sweden	7/4/98	Skellettea Jr. (Sweden-Jr.)
Dan Hamhuis	6-1	204	L	Smithers, B.C.	12/13/82	Dallas (NHL)
Matt Irwin	6-1	207	L	Victoria, B.C.	11/29/87	Nashville (NHL)
Roman Josi	6-1	201	L	Bern, Switzerland	6/1/90	Nashville (NHL)
Joonas Lyytinen	6-0	154	L	Espoo, Finland	4/4/95	Milwaukee (AHL)/Atlanta (ECHL)/Norfolk (ECHL)
Jacob Paquette	6-2	204	L	Ottawa, Ont.	5/26/99	Kingston (OHL)
Filip Pyyrochta	6-2	192	L	Trebic, Czech Republic	6/24/96	Biil Tygri Liberec (Czech)/Benatky nad Jizerou (Czech-2)
Adam Smith	6-1	195	L	Sharon, Ont.	11/6/96	Bowling Green (WCHA)
Spencer Stastney	5-10	179	L	Mequon, Wis.	1/4/00	U.S. National Team Development Program
P.K. Subban	6-0	210	R	Toronto, Ont.	5/13/89	Nashville (NHL)
Jarred Tinordi	6-6	229	L	Burnsville, Minn.	2/20/92	Wilkes-Barre/Scranton (AHL)
Yannick Weber	5-11	200	R	Morges, Switzerland	9/23/88	Nashville (NHL)
Vladislav Yeryomenko	6-0	176	R	Mishutki, Belarus	4/24/99	Calgary (WHL)

	Ht	Wt	Catches	Place of Birth	Birthdate	2017-18 Team
<b>GOALTENDERS</b>						
Troy Grosenick	6-1	185	L	Brookfield, Wis.	8/27/89	Milwaukee (AHL)/San Jose (AHL)
Milan Kloucek	6-3	196	L	Pardubice, Czech Republic	4/30/98	Dynamo Pardubice (Czech)/Stadion Litomerice (Czech-2)/Rytiri Kladno (Czech-2)/Pardubice U-20 (Czech U-20)
Pekka Rinne	6-5	217	L	Kempele, Finland	11/3/82	Nashville (NHL)
Juuse Saros	5-11	180	L	Forssa, Finland	4/19/95	Nashville (NHL)/Milwaukee (AHL)
Miroslav Svoboda	6-3	192	L	Vsetin, Czech Republic	3/7/95	Plzen (Czech)
Karel Vejmelka	6-3	202	R	Trebic, Czech Republic	5/25/96	Kometa Brno (Czech)/Dukla Jihlava (Czech)/Horacka Slavia Trebic (Czech-2)
Konstantin Volkov	6-3	211	L	Murmansk, Russia	9/20/97	SKA St. Petersburg 2 (Russia-2)/1946 St. Petersburg (Russia-Jr.)
Tomas Vomacka	6-3	165	L	Trutnov, Czech Republic	5/2/99	Lincoln (USHL)
Niclas Westerholm	6-4	198	L	Helsinki, Finland	8/13/97	SaiPa (Finland)/SaiPa 2 (Finland-Jr.)/Peliitat (Finland-2)
Pekka Rinne	6-5	217	L	Kempele, Finland	11/3/82	Nashville (NHL)

# THE PLAYERS

## HOW THE PREDATORS WERE BUILT

SEASON	ENTRY DRAFTS (SIGNED)	ENTRY DRAFTS (UNSIGNED)	TRADES/ COMPENSATION	PRO/AMATEUR FREE AGENTS	WAIVERS
<b>1998-99</b> 28-47-7, 63 Pts. 12th place, Western Conf.					
<b>1999-00</b> 28-40-7-7, 70 Pts. 13th place, Western Conf.					
<b>2000-01</b> 34-36-9-3, 80 Pts. 10th place, Western Conf.					
<b>2001-02</b> 28-41-13-0, 69 Pts. 14th place, Western Conf.					
<b>2002-03</b> 27-35-13-7, 74 Pts. 13th place, Western Conf.					
<b>2003-04</b> 38-29-11-4, 91 Pts. 8th place, Western Conf.					
<b>2004-05</b> Did not play	PEKKA RINNE (8th rd./258th overall)				
<b>2005-06</b> 49-25-8, 106 Pts. 4th place, Western Conf.					
<b>2006-07</b> 51-23-8, 110 Pts. 4th place, Western Conf.					
<b>2007-08</b> 41-32-9, 91 Pts. 8th place, Western Conf.					
<b>2008-09</b> 40-34-8, 88 Pts. 10th place, Western Conf.	ROMAN JOSI (2nd rd./38th overall)				
<b>2009-10</b> 47-29-6, 100 Pts. 7th place, Western Conf.	RYAN ELLIS (1st rd./11th overall) CRAIG SMITH (4th rd./98th overall) MATTIAS EKHOLM (4th rd./102nd overall)				
<b>2010-11</b> 44-27-11, 99 Pts. 5th place, Western Conf.	AUSTIN WATSON (1st rd./18th overall) ANTHONY BITETTO (6th rd./168th overall)	TAYLOR ARONSON (3rd rd./78th overall)			
<b>2011-12</b> 48-26-8, 104 Pts. 4th place, Western Conf.	MIIKKA SALOMAKI (2nd rd./52nd overall)				
<b>2012-13</b> 16-23-9, 41 Pts.	COLTON SISSONS (2nd rd./50th overall)		FILIP FORSBERG (from WSH, 4/3/13)		
<b>2013-14</b> 38-32-12, 88 Pts. 10th place, Western Conf.	JUUSE SAROS (4th rd./99th overall) EMIL PETERSSON (6th rd./155th overall)		CALLE JARNKROK (from DET, 3/5/14)		
<b>2014-15</b> 47-25-10, 104 pts. 3rd place, Western Conf.	KEVIN FIALA (1st rd./11th overall) JACK DOUGHERTY (2nd rd./51st overall)				



# THE PLAYERS

## HOW THE PREDATORS WERE BUILT



SEASON	ENTRY DRAFTS (SIGNED)	ENTRY DRAFTS (UNSIGNED)	TRADES/COMPENSATION	PRO/AMATEUR FREE AGENTS	WAIVERS
	VIKTOR ARVIDSSON (4th rd./112th overall)				
	JUSTIN KIRKLAND (3rd rd./62nd overall)				
	JOONAS LYYTINEN (5th rd./132nd overall)				
<b>2015-16</b> 41-27-14, 96 pts. 7th place, Western Conf.	YAKOV TRENIN (2nd rd./55th overall) ANTHONY RICHARD (4th rd./100th overall) ALEXANDRE CARRIER (4th rd./115th overall) TYLER MOY (6th rd./175th overall)	THOMAS NOVAK (3rd rd./85th overall) KAREL VEJMLKA (5th rd./145th overall)	RYAN JOHANSEN (from CBJ, 1/6/16)	FREDERICK GAUDREAU (pro f.a., 1/5/16)	
<b>2016-17</b> 41-29-12, 94 pts. 8th place, Western Conf.	FREDERIC ALLARD (3rd rd./78th overall)	DANTE FABBRO (1st rd./17th overall) REM PITLICK (3rd rd./76th overall) HARDY HAMAN AKETELL (4th rd./108th overall) PATRICK HARPER (5th rd./138th overall) KONSTANTIN VOLKOV (6th rd./168th overall) ADAM SMITH (7th rd./198th overall)	P.K. SUBBAN (from MTL, 6/29/16)	MATT IRWIN (pro f.a., 7/1/16) YANNICK WEBER (pro f.a., 7/1/16)	
<b>2017-18</b>	EELI TOLVANEN (1st rd./30th overall)	GRANT MISMASH (2nd rd./61st overall) DAVID FARRANCE (3rd rd./92nd overall) TOMAS VOMACKA (4th rd./154th overall) PAVEL KOLTYGIN (6th rd./176th overall) JACOB PAQUETTE (7th rd./216th overall)	KYLE TURRIS (from COL, 11/5/17) TROY GROSENICK (from S.J., 2/25/18) RYAN HARTMAN (from CHI, 2/26/18) TYLER GAUDET (from ARI, 2/25/18)	NICK BONINO (pro f.a., 7/1/17) NICLAS WESTERHOLM (pro f.a., 4/2/18) TANNER JEANNOT (ama f.a., 4/3/18) MIROSLAV SVOBODA (pro f.a., 4/26/18) FILIP PYROCHTA (pro f.a., 5/7/18) CARL PERSSON (pro f.a., 5/9/18)	
2018-19		JACHYM KONDELIK (4th rd./111th overall) SPENCER STASTNEY (5th rd./131st overall) VLADISLAV YERYOMENKO (5th rd./151st overall) MILAN KLOUCEK (7th rd./213th overall)		CONNOR BRICKLEY (pro f.a., 7/1/18) ROCCO GRIMALDI (pro f.a., 7/1/18) JARRED TINORDI (pro f.a., 7/1/18) ZACH RINALDO (pro f.a., 7/2/18) COLIN BLACKWELL (pro f.a., 7/3/18) ZACH MAGWOOD (ama f.a., 7/3/18) DAN HAMHUIS (pro f.a., 7/25/18)	
<b>TOTALS:</b>	<b>(22)</b>	<b>(18)</b>	<b>(8)</b>	<b>(16)</b>	<b>(0)</b>



# VIKTOR ARVIDSSON

## VIKTOR ARVIDSSON

(VIHK-tuhr AHR-vihd-suhn)  
Left Wing

**SHOOTS:** Right

**HEIGHT:** 5-9

**WEIGHT:** 180

**DOB:** April 8, 1993

**BIRTHPLACE:** Skelleftea,  
Sweden

**HOMETOWN:** Skelleftea,  
Sweden

## ACQUIRED

**June 28, 2014** - Nashville's fifth choice, 112th overall (fourth round), in the 2014 NHL Draft.

## VERSUS THE NHL

	GP	G	A	PTS	PIM
ANA	6	2	4	6	0
ARI	8	1	1	2	0
BOS	6	2	2	4	4
BUF	6	1	3	4	17
CGY	9	0	7	7	6
CAR	6	3	0	3	4
CHI	12	4	2	6	4
COL	13	5	3	8	4
CBJ	4	1	1	2	0
DAL	14	5	6	11	6
DET	6	2	1	3	2
EDM	8	6	2	8	6
FLA	5	3	0	3	0
LAK	8	3	1	4	2
MIN	11	2	4	6	6
MTL	7	1	1	2	2
NSH	-	-	-	-	-
NJD	5	1	4	5	2
NYI	5	1	1	2	0
NYR	5	1	1	2	2
OTT	4	2	1	3	0
PHI	5	0	0	0	2
PIT	6	2	1	3	4
STL	13	1	3	4	8
SJS	8	6	3	9	6
TBL	6	2	2	4	6
TOR	5	3	1	4	0
VAN	9	3	3	6	0
VGK	2	1	1	2	0
WSH	7	2	2	4	0
WPG	11	2	9	11	6

**2017-18:** Established a career high in assists (32) and plus-minus (+20) and matched his career high in points (61) while playing in 78 games... Led the Predators in goals (29) for the second consecutive season... Ranked second on the team in points behind Filip Forsberg... Tallied 18 multi-point games... Matched his career high in game-winning goals with six, including an overtime winner at Los Angeles on Nov. 4... Scored three shorthanded goals, ranked second on Nashville and tied for fifth in the NHL... Tied his career-best three-game goal streak for the fourth time from March 19-22 (4g)... Together with Austin Watson helped Nashville score two shorthanded goals during the same penalty kill for the first time in franchise history on March 13 vs. Winnipeg... Set a career high for shots in a game with nine vs. Ottawa on Feb. 19... Recorded his 100th career NHL point on Dec. 16 at Calgary. **PLAYOFFS:** Dressed in all 13 of Nashville's Stanley Cup Playoff games... Tied for third on the team in points with nine (5g-4a)... Scored the game-winning goal in Game Six of the Second Round at Winnipeg... Had a +4 rating in Game Six at Winnipeg, becoming one of just seven players to reach that mark in a single game in franchise playoff history.

**2016-17:** Finished with career highs in goals (31) and points (61), while appearing in 80 games... Tied with Ryan Johansen for the team lead in points with 61... Tied with Filip Forsberg for the team lead in goals with 31... Led the NHL with five shorthanded goals, also a single-season franchise record... Joined Filip Forsberg to become the third duo in team history to record at least 30 goals in a single season... Named the NHL's Third Star of the Week for the week of Feb. 6-12 when he posted seven points (5g-2a) in four games... Recorded a career-high four points (2g-2a) on April 6 at Dallas... Matched his career-high three-game goal streak from Feb. 23-26... Recorded his first career hat trick on Feb. 11 vs. Florida... Played in his 100th NHL game on Jan. 5 at Tampa Bay... Recorded a career-high five-game point streak from Dec. 6-15 (2g-4a)... Scored his first career shorthanded goal on Oct. 27 at LA... On Oct. 22 vs. Pittsburgh, tallied the second multi-goal game of his career (2g-0a). **PLAYOFFS:** Dressed for all 22 of Nashville's Stanley Cup Playoff games... Tied for third on the team in scoring with 13 points (3g-10a)... Coled the team in assists with 10... Scored the game-winning goal in a 1-0 win over Chicago in Game One of the Western Conference Quarterfinals.

**2015-16:** Started the season with Nashville, and was recalled on three occasions, with the final time being on Feb. 1. Dressed for each of the team's final 32 games from Feb. 2-April 9... Led Nashville rookies in goals (8), assists (8) and points (16)... Ranked ninth among NHL rookies in shots on goal (139)... Three of his eight goals were game winners, including his first-career goal in Nashville's season opener on Oct. 8, 2015 vs. Carolina, third-career goal on Dec. 7 at Boston, and fourth-career goal as part of his first career two-goal game on Feb. 6 vs. San Jose... Posted a point in each of his first 13 AHL contests - tied for the longest point streak in the league in 2015-16 and longest by an Admiral since 2009-10 (Mike Santorelli, 14 games) - en route to being named AHL Player of the Month for the month of November. **PLAYOFFS:** Dressed for all 14 of Nashville's Stanley Cup Playoff games... His first career postseason point was an assist on the game-winning goal in Nashville's Game Seven victory at Anaheim in the First Round... His first-career postseason goal was scored at 2:03 of the first overtime in Game Six of the Second Round vs. San Jose, forcing a decisive Game Seven.

**2014-15:** Named to the 2015 AHL All-Rookie Team in his first season in North America after ranking third among league rookies and first on the Milwaukee Admirals in points (22g-33a-55pts)... Tied for second among AHL rookies in goals and ranked fifth in assists... Ranked second among AHL first-year skaters in power-play goals (8), scoring 18.6 percent of Milwaukee's 43 power-play goals on the season... Led all AHLers and set an Admirals AHL franchise record in shots on goal (272)... Named the AHL's Rookie of the Month for January after totaling 13 points (6g-7a) in 12 games... Recalled to Nashville for the first time in his career on March 20, and played his first six NHL contests from March 21-31... Made his NHL debut on March 21 in a 3-0 victory over Buffalo... The only player selected outside the first round of the 2014 NHL Draft to suit up in the NHL in 2014-15.

**CAREER NOTES/AMATEUR:** Ranked ninth in the Swedish Hockey League in points (16g-24a-40pts) during the 2013-14 season with Skelleftea... Tied for third in SHL shorthanded goals (3), and tied for eighth in both in game-winning goals (5) and power-play assists (12) in 2013-14... Helped Skelleftea win its second consecutive Le Mat Trophy as SHL champions in 2014, tying for second in postseason assists (12) and ranking third in postseason points (16)... Also tied for eighth in 2014 playoff goals (4) and for fourth in power-play points (2g-5a-7pts)... Unranked by Central Scouting in his fourth time through the draft in 2014 after being ranked No. 19 among European skaters in 2013, unranked in 2012 and No. 20 in 2011... Named 2012 Swedish junior player of the year and a finalist for the 2012 SHL rookie of the year award... Ranked fourth among junior players in the Swedish Elite League in goals (7), and fifth in points (12) during the 2012-13 season... Tied for fourth in goals (6) during the 2013 playoffs, helping Skelleftea claim the SHL title after losing in the finals the previous two seasons... Tied for eighth in goals (4) at the 2013 World Junior Championship, helping Sweden to a silver medal alongside fellow Predators prospect Filip Forsberg... Tied for third in Swedish junior league goals (25) with Skelleftea's junior squad in 2011-12... Tied for sixth in goals (3) and for ninth in points (6) during the 2011 Swedish junior league playoffs, helping Skelleftea reach the league final and earn a silver medal... Joined Skelleftea's under-18 team for seven 2011 playoff games, ranking fifth among all skaters in points (4g-6a-10pts)... Earned a silver medal at the 2011 Under-18 World Championship, recording one assist in five games... Tied with 2011 No. 1 overall pick Ryan Nugent-Hopkins for the 2010 Ivan Hlinka Memorial Tournament lead in goals (5) while ranking second to him in points (6), helping Sweden to a bronze medal... Ranked second in goals (32), third in points (62) and sixth in assists (30) during with Skelleftea's under-18 team during 2009 Elit play which runs from September-December, then ranked second in goals (20), points (38) and assists (tie, 18) during 2010 Allsvenskan play, which is from January-March... Helped Sweden to a bronze medal playing with Predators prospects Pontus Aberg and Max Gortz at the 2009 Under-17 World Hockey Challenge... Earned a silver medal at the under-18 level with Skelleftea in 2008-09.

**BACKGROUND:** Nickname "Arvy"... Lists soccer as his favorite sport besides hockey, Kayne Prime as his favorite Nashville restaurant and Christmas as his favorite holiday.

**TRANSACTIONS:** **June 28, 2014** - Nashville's fifth choice, 112th overall (fourth round), in the 2014 NHL Draft.



## CAREER HIGHLIGHTS

<b>MOST GOALS, GAME:</b> 3 - Feb. 11, 2017 vs. Florida	<b>CAREER HAT TRICKS:</b> 1 - Feb. 11, 2017 vs. Florida (Roberto Luongo)
<b>MOST ASSISTS, GAME:</b> 3 - Dec. 20, 2016 at New Jersey	<b>CAREER PENALTY SHOTS:</b> None
<b>MOST POINTS, GAME:</b> 4 - (2g, 2a) April 6, 2017 at Dallas	<b>CAREER OVERTIME POINTS:</b> 4 (2g, 2a)
<b>MOST PIM, GAME:</b> 15 - Nov. 28, 2015 vs. Buffalo	<b>FIRST NHL GAME:</b> March 21, 2015 vs. Buffalo
<b>MOST SHOTS, GAME:</b> 9 - Feb. 19, 2018 vs Ottawa	<b>FIRST NHL GOAL:</b> Oct. 8, 2015 vs. Carolina (Cam Ward)
<b>LONGEST GOAL-SCORING STREAK:</b> 3 - four times, last: (4g) March 19-22, 2018	<b>FIRST GAME AS A PREDATOR:</b> March 21, 2015 vs. Buffalo
<b>LONGEST ASSIST STREAK:</b> 3 - (4a) Dec. 10-15, 2016	<b>FIRST GOAL AS A PREDATOR:</b> Oct. 8, 2015 vs. Carolina (Cam Ward)
<b>LONGEST POINT-SCORING STREAK:</b> 5 - twice, last: (4g, 2a) March 11-20, 2017	

## INTERNATIONAL RECORD

Sweden

Year	Event	GP	G	A	PTS	PIM
2011	U-18 WC	5	0	1	1	8
2013	WJC	6	4	1	5	6
2018	WC	5	3	0	3	6

## CAREER RECORD

SEASON	CLUB	LEAGUE	Regular Season					Playoffs				
			GP	G	A	PTS	PIM	GP	G	A	PTS	PIM
2008-09	Skelleftea U-18	Sweden U18	14	7	7	14	16	5	1	2	3	4
2009-10	Skelleftea U-18	Sweden U18	40	52	48	100	60	3	1	1	2	0
	Skelleftea Jr.	Sweden-Jr.	2	0	1	1	2	2	1	0	1	0
2010-11	Skelleftea Jr.	Sweden-Jr.	40	15	19	34	51	5	3	3	6	4
	Skelleftea U-18	Sweden U18	4	7	7	14	18	7	4	6	10	4
2011-12	Skelleftea Jr.	Sweden-Jr.	43	25	17	42	18	3	0	0	0	0
	Skelleftea	SHL	4	0	0	0	0	--	--	--	--	--
2012-13	Skelleftea Jr.	Sweden-Jr.	4	3	1	4	0	--	--	--	--	--
	Skelleftea	SHL	49	7	5	12	12	13	6	2	8	2
2013-14	Skelleftea	SHL	50	16	24	40	59	14	4	12	16	4
2014-15	Milwaukee	AHL	70	22	33	55	43	--	--	--	--	--
	Nashville	NHL	6	0	0	0	0	--	--	--	--	--
2015-16	Milwaukee	AHL	17	8	10	18	6	--	--	--	--	--
	Nashville	NHL	56	8	8	16	35	14	1	1	2	8
2016-17	Nashville	NHL	80	31	30	61	28	22	3	10	13	19
2017-18	Nashville	NHL	78	29	32	61	36	13	5	4	9	6
<b>NHL/PREDATORS TOTALS</b>			<b>220</b>	<b>68</b>	<b>70</b>	<b>138</b>	<b>99</b>	<b>49</b>	<b>9</b>	<b>15</b>	<b>24</b>	<b>33</b>

## STATISTICAL BREAKDOWN

Year	Team	GP	G	A	PTS	PIM	PP	SH	GW	S	%	+/-	TF	FW	F%	MIN	H	BS	Shootouts			
																			S	G	S%	GDG
2014-15	NSH	6	0	0	0	0	0	0	0	9	0.0%	0	0	0	0.0%	10:15	3	5	0	0	.000	0
2015-16	NSH	56	8	8	16	35	1	0	3	139	5.8%	-8	0	0	0.0%	12:24	27	35	0	0	.000	0
2016-17	NSH	80	31	30	61	28	4	5	6	246	12.6%	16	16	4	25.0%	17:09	23	45	1	0	.000	0
2017-18	NSH	78	29	32	61	36	3	3	6	247	11.7%	20	33	11	33.3%	17:45	30	52	3	0	.000	0
<b>TOTALS</b>		<b>220</b>	<b>68</b>	<b>70</b>	<b>138</b>	<b>99</b>	<b>8</b>	<b>8</b>	<b>15</b>	<b>641</b>	<b>10.6%</b>	<b>28</b>	<b>49</b>	<b>15</b>	<b>30.6%</b>	<b>15:58</b>	<b>83</b>	<b>137</b>	<b>4</b>	<b>0</b>	<b>.000</b>	<b>0</b>



# ANTHONY BITETTO

## ANTHONY BITETTO

(AN-thuh-nee bih-THE-toh)  
Defense

### SHOOTS:

Left

**HEIGHT:** 6-1

**WEIGHT:** 210

**DOB:** July 15, 1990

**BIRTHPLACE:** Island Park,

New York

**HOMETOWN:** Island Park,

New York

### ACQUIRED

**June 26, 2010** - Nashville's fourth choice, 168th overall (sixth round), in the 2010 NHL Draft.

### VERSUS THE NHL

	GP	G	A	PTS	PIM
ANA	2	0	0	0	0
ARI	2	0	0	0	2
BOS	3	0	0	0	2
BUF	4	0	0	0	0
CGY	3	1	1	2	6
CAR	1	0	0	0	0
CHI	8	0	1	1	11
COL	6	1	1	2	4
CBJ	1	0	0	0	2
DAL	6	0	3	3	9
DET	2	0	0	0	0
EDM	4	0	1	1	4
FLA	3	0	1	1	5
LAK	2	0	0	0	2
MIN	6	0	0	0	0
MTL	2	0	0	0	0
NSH	-	-	-	-	-
NJD	2	0	0	0	0
NYI	4	0	2	2	2
NYR	0	0	0	0	0
OTT	0	0	0	0	0
PHI	2	0	0	0	2
PIT	2	0	0	0	0
STL	3	0	1	1	6
SJS	3	0	0	0	4
TBL	5	0	1	1	11
TOR	2	0	0	0	2
VAN	5	0	0	0	0
VGK	2	0	0	0	2
WSH	2	0	1	1	0
WPG	9	0	1	1	2

**2017-18:** Appeared in a career-high 32 games, finishing with one goal and two assists... His shot count (25), penalty minute totals (27) and average time-on-ice (13:26) were also career highs... Scored his lone goal of the season, the first game-winner of his career, on Nov. 18 vs. Colorado.

**2016-17:** Finished with a career-high seven assists and seven points in 29 games... Recorded a single-game career high with two assists on April 6 at Dallas, a 7-3 win... Earned his first point of the season with an assist on Nov. 29 at Colorado.

**2015-16:** Spent his first full season at the NHL level, posting a plus or even rating in 22 of his 28 games played... Racked up 62 hits and 41 blocked shots... Played his first game of the season on Oct. 20 vs. Tampa Bay... Recorded his first point/assist of the season on Feb. 13 vs. Florida... Scored his first career NHL goal on March 9, 2016 at Calgary... Registered four points (1g-3a) during a six-game conditioning assignment with Milwaukee from Oct. 24-Nov. 6. **PLAYOFFS:** Appeared in all 14 of the team's postseason games, tying for third on the Predators in hits (35) while tying for fourth in blocked shots (18).

**2014-15:** Recalled to Nashville (NHL) on four occasions (Jan. 17, Feb. 10, Feb. 17 and April 22)... Made his NHL debut on Jan. 17 at Detroit, and collected his first NHL penalty minutes with a fighting major (Brett Connolly) vs. Tampa Bay in his second game on Feb. 10... Ranked second among Milwaukee Admirals (AHL) defensemen in points (4g-26a-30pts) while appearing in 70 of the team's 76 games... Ranked fourth on the Admirals - and among the AHL's Top 20 blueliners - in assists.

**2013-14:** Tied for sixth among AHL defensemen in goals (11), and for ninth in power-play goals (6) during his first full season with Milwaukee... Led the Admirals and ranked 16th among blueliners in points (36)... Ranked second among AHL defenders in shooting percentage (11.6).

**2012-13:** Split his first professional season between Milwaukee and Cincinnati (ECHL).

**CAREER NOTES/AMATEUR:** Did not miss a game during his two-year collegiate career at Northeastern University (Hockey East) from 2010-12, compiling 35 points (7g-28a) in 72 games... Paced all Husky defensemen in points and goals (4g-11a-15pts) during his sophomore season in 2011-12... Ranked seventh among Hockey East defensemen in points (3g-17a-20pts) while tying for eighth in conference rookie scoring as a freshman in 2010-11... Also tied for second among conference defensemen in power-play points (3g-11a-14pts) in 2010-11... Named to the 2010-11 Hockey East All-Rookie Team... Ranked second on the 2010-11 Huskies in penalty minutes (66)... Recipient of the 2011 Ed Arrington Rookie of the Year Award, given annually to a NU freshman... A 2009-10 All-USHL Second Team selection in his first full season with the Indiana Ice... Ranked fourth among United States Hockey League defensemen in points, third in assists and sixth at the position in goals (11g-29a-40pts) in 2009-10... Tied for first among USHL blueliners in game-winning goals (5), ranked second in shooting percentage (13.6) and tied for sixth at the position in power-play goals (6) in 2009-10... Led the 2009-10 Ice in penalty minutes (99), and paced team d-men in plus/minus rating (+1)... Helped Indiana win the 2009 Clark Cup, dressing for all 13 of the club's postseason contests... Started the 2008-09 season as captain of Apple Core (EJHL), before joining the Ice in early January... Played 13 years in the Apple Core (N.Y.) development system that has also produced current NHLers Rob Scuderi, Douglas Murray, Mark Eaton and Eric Nystrom.

**BACKGROUND:** Nickname: "Tony"... Favorites include Sons of Anarchy (TV show), Chicken Parmesan (food), golf (activity away from the rink) and Peanut M&M's (candy)... On Twitter @ ABitetto7.

**TRANSACTIONS:** **June 26, 2010** - Nashville's fourth choice, 168th overall (sixth round), in the 2010 NHL Draft.



## CAREER HIGHLIGHTS

<b>MOST GOALS, GAME:</b> 1 - Twice, last: Nov. 18, 2017 vs. Colorado	<b>CAREER HAT TRICKS:</b> None
<b>MOST ASSISTS, GAME:</b> 2 - April 6, 2017 at Dallas	<b>CAREER PENALTY SHOTS:</b> None
<b>MOST POINTS, GAME:</b> 2 - (2a) April 6, 2017 at Dallas	<b>CAREER OVERTIME POINTS:</b> None
<b>MOST PIM, GAME:</b> 7 - Feb. 10, 2015 vs. Tampa	<b>FIRST NHL GAME:</b> Jan. 17, 2015 at Detroit
<b>MOST SHOTS, GAME:</b> 3 - Jan. 14, 2017 at Colorado	<b>FIRST NHL GOAL:</b> March 9, 2016 at Calgary (Joni Ortio)
<b>LONGEST GOAL-SCORING STREAK:</b> None	<b>FIRST GAME AS A PREDATOR:</b> Jan. 17, 2015 at Detroit
<b>LONGEST ASSIST STREAK:</b> 2 - (2a) March 14-17, 2016	<b>FIRST GOAL AS A PREDATOR:</b> March 9, 2016 at Calgary (Joni Ortio)
<b>LONGEST POINT-SCORING STREAK:</b> 2 - (2a) March 14-17, 2016	

## CAREER RECORD

SEASON	CLUB	LEAGUE	Regular Season					Playoffs				
			GP	G	A	PTS	PIM	GP	G	A	PTS	PIM
2007-08	N.Y. Apple Core	EJHL	17	2	6	8	28	--	--	--	--	--
2008-09	N.Y. Apple Core	EJHL	30	2	9	11	50	--	--	--	--	--
	Indiana	USHL	24	1	3	4	29	13	0	3	3	6
2009-10	Indiana	USHL	58	11	29	40	99	9	2	2	4	19
2010-11	Northeastern	H-East	38	3	17	20	66	--	--	--	--	--
2011-12	Northeastern	H-East	34	4	11	15	34	--	--	--	--	--
	Milwaukee	AHL	--	--	--	--	--	1	0	0	0	0
2012-13	Milwaukee	AHL	34	1	5	6	35	--	--	--	--	--
	Cincinnati	ECHL	23	1	2	3	16	--	--	--	--	--
2013-14	Milwaukee	AHL	73	11	25	36	85	3	0	0	0	8
2014-15	Milwaukee	AHL	70	4	26	30	96	--	--	--	--	--
	Nashville	NHL	7	0	0	0	7	--	--	--	--	--
2015-16	Milwaukee	AHL	6	1	3	4	27	--	--	--	--	--
	Nashville	NHL	28	1	5	6	19	14	0	0	0	6
2016-17	Milwaukee	AHL	3	1	2	3	0	--	--	--	--	--
	Nashville	NHL	29	0	7	7	25	--	--	--	--	--
2017-18	Nashville	NHL	32	1	2	3	27	--	--	--	--	--
<b>NHL/PREDATORS TOTALS</b>			<b>96</b>	<b>2</b>	<b>14</b>	<b>16</b>	<b>78</b>	<b>14</b>	<b>0</b>	<b>0</b>	<b>0</b>	<b>6</b>

## STATISTICAL BREAKDOWN

Year	Team	GP	G	A	PTS	PIM	PP	SH	GW	S	%	+/-	TF	FW	F%	MIN	H	BS	Shootouts			
																			S	G	S%	GDC
2014-15	NSH	7	0	0	0	7	0	0	0	2	0.0%	-1	0	0	0.0%	11:46	9	3	0	0	.000	0
2015-16	NSH	28	1	5	6	19	0	0	0	19	5.3%	0	0	0	0.0%	12:08	62	41	0	0	.000	0
2016-17	NSH	29	0	7	7	25	0	0	0	17	0.0%	-1	0	0	0.0%	11:48	43	24	0	0	.000	0
2017-18	NSH	32	1	2	3	27	0	0	1	25	4.0%	-1	0	0	0.0%	13:26	40	31	0	0	.000	0
<b>TOTALS</b>		<b>96</b>	<b>2</b>	<b>14</b>	<b>16</b>	<b>78</b>	<b>0</b>	<b>0</b>	<b>1</b>	<b>63</b>	<b>3.2%</b>	<b>-3</b>	<b>1</b>	<b>1</b>	<b>0.0%</b>	<b>12:27</b>	<b>154</b>	<b>99</b>	<b>0</b>	<b>0</b>	<b>.000</b>	<b>0</b>



# NICK BONINO

## NICK BONINO

(NIHK boh-NEE-noh)  
Center

### SHOOTS:

Left

HEIGHT: 6-1

WEIGHT: 196

DOB: April 20, 1988

BIRTHPLACE: Hartford,

Connecticut

HOMETOWN: Hartford,

Connecticut

### ACQUIRED

July 1, 2017 - Signed as a

free agent by Nashville.

**2017-18:** Tallied 12 goals and 25 points in 71 games during his first season with Nashville... Posted a career-best face-off percentage of 54.3, which ranked third on the Preds... Earned his 200th career NHL point (assist) on Feb. 5 at NY Islanders... Recorded a season-high three points (1g-2a) on Jan. 20 vs. Florida... Made his Predators debut on Oct. 5 at Boston... **PLAYOFFS:** Posted two goals and three assists in 13 Stanley Cup Playoff games... Had three points (1g-2a) in Game Six against Colorado in the First Round.

**2016-17:** Appeared in a career-high 80 games for Pittsburgh, recording 18 goals and 37 points... His 18 goals were the second highest total of his career, 37 points the third highest... Tallied six power-play goals, one off of his career high... Posted his second career hat trick on Mar. 8 at Winnipeg in the midst of a season-high four-game point streak... Skated in his 400th NHL game on March 24 versus the New York Islanders... **PLAYOFFS:** Captured his second consecutive Stanley Cup as a member of the Penguins... Posted four goals and seven points in 21 games during Pittsburgh's run.

**CAREER NOTES:** Spent his first and only season with Vancouver in 2014-15, recording 15 goals and 39 points in 75 games... His 24 assists and 39 points ranked fourth on the team... Ranked second on the Canucks with six game-winning goals... Earned a bronze medal with Team USA at the 2015 World Championship, posting two goals and two assists in 10 tournament games. Posted career-highs in goals (22), assists (27), points (49), power-play goals (7) and power-play points (20) in 2013-14, his final season with Anaheim... Ranked second on the team in power-play goals, third in goals and points, fourth in assists... Recorded 10 two-point efforts during the season... Tallied five goals and 13 points in 27 games in 2012-13 with the Ducks... Spent time with Anaheim and Syracuse (AHL) in 2011-12, producing 22 points in 19 games with the Crunch before tallying 18 points in 50 games with the Ducks... Recorded 45 points in 50 games with Syracuse and was held pointless in 26 contests with Anaheim in 2010-11... Joined the Ducks at the end of the 2009-10 season after a successful collegiate career at Boston University... Made his NHL debut on March 26 and scored his first NHL goal on March 29 versus Dallas.

**AMATEUR:** Won the 2009 NCAA National Championship with Boston University while serving as an alternate captain... Named to the 2009 Frozen Four All-Tournament Team... Spent three seasons at BU, totaling 45 goals, 72 assists and 117 points in 116 games, including a 50-point season in 2008-09... Spent two seasons at Avon Old Farms from 2005-07, captaining the team in his senior season, recording 24 goals and 66 points in 26 games.

**TRANSACTIONS:** **July 1, 2017** - Signed as a free agent by Nashville... **July 28, 2015** - Acquired by Pittsburgh from Vancouver with Adam Clendening and a 2016 second-round pick (Filip Gustavsson) from Brandon Sutter and a 2016 third-round pick (William Lockwood)... **June 27, 2014** - Acquired by Vancouver along with Luca Sbisa, a 2014 first-round pick (Jared McCann) and 2014 third-round pick (traded to NY Rangers; NY Rangers selected Keegan Iverson) in exchange for Ryan Kesler and a 2015 third-round pick (Deven Sideroff)... **March 21, 2010** - Signed as a free agent by Anaheim... **June 23, 2007** - San Jose's sixth choice, 173rd overall (sixth round) in 2007 NHL Draft.

### VERSUS THE NHL

### WITH PREDATORS

	GP	G	A	PTS	PIM	GP	G	A	PTS	PIM
ANA	10	0	2	2	2	2	0	0	0	0
ARI	26	2	15	17	10	3	0	1	1	0
BOS	11	3	1	4	0	2	1	0	1	0
BUF	12	4	3	7	0	2	1	1	2	0
CGY	20	4	1	5	0	2	1	0	1	0
CAR	15	2	4	6	8	2	0	0	0	2
CHI	16	0	3	3	4	3	0	0	0	2
COL	19	3	9	12	12	3	0	2	2	0
CBJ	16	1	6	7	2	1	0	0	0	0
DAL	22	8	1	9	8	4	1	0	1	4
DET	15	3	5	8	4	2	0	0	0	0
EDM	26	4	9	13	6	3	0	1	1	0
FLA	12	1	4	5	4	2	1	2	3	2
LAK	24	5	3	8	8	2	0	0	0	0
MIN	18	1	2	3	6	5	0	1	1	2
MTL	12	1	4	5	6	2	0	1	1	2
NSH	14	2	4	6	6	-	-	-	-	-
NJD	14	4	7	11	4	2	0	0	0	0
NYI	15	1	3	4	2	1	0	0	2	0
NYR	12	3	3	6	4	1	0	0	0	0
OTT	12	2	5	7	4	2	0	1	1	0
PHI	13	4	4	8	6	1	1	0	1	0
PIT	7	0	0	0	0	1	0	0	0	0
STL	18	5	5	10	2	4	0	0	0	0
SJS	22	5	10	15	2	2	2	1	3	0
TBL	11	0	3	3	4	2	0	0	0	2
TOR	11	1	1	2	2	2	0	0	0	0
VAN	19	7	3	10	12	3	1	0	1	0
VGK	3	1	0	1	2	3	1	0	1	2
WSH	17	4	3	7	7	2	1	0	1	2
WPG	16	6	2	8	0	5	1	0	1	0

**2015-16:** Recorded nine goals and 29 points in 63 games during his first season with the Penguins... Posted a career-high five points (1g-4a) on Mar. 26 at Detroit... His four assists in a single game were also a career high... Scored his first career shorthanded goal on Mar. 29 vs. Buffalo... **PLAYOFFS:** Won his first Stanley Cup, recording four goals and 18 points in 24 games... Scored the series-winning overtime goal in Game Six of the Eastern Conference Semifinals against Washington to send Pittsburgh to the Eastern Conference Final... Scored the game-winning goal in Game One of Stanley Cup Final versus San Jose... Led the Penguins with 14 assists during the postseason... Recorded a five-game assist streak (6a) from April 21-May 2.



13

## INTERNATIONAL RECORD

United States

Year	Event	GP	G	A	PTS	PIM
2015	WC	10	2	2	4	10
2018	WC	5	1	3	4	0

## CAREER RECORD


SEASON	CLUB	LEAGUE	Regular Season					Playoffs				
			GP	G	A	PTS	PIM	GP	G	A	PTS	PIM
2003-04	Farmington High	High-CT	24	44	23	67	10	--	--	--	--	--
2004-05	Farmington High	High-CT	24	68	23	91	12	--	--	--	--	--
2005-06	Avon Old Farms	High-CT	25	26	30	56	10	--	--	--	--	--
2006-07	Avon Old Farms	High-CT	26	24	42	66	14	--	--	--	--	--
2007-08	Boston Univ.	H-East	39	16	13	29	10	--	--	--	--	--
2008-09	Boston Univ.	H-East	44	18	32	50	30	--	--	--	--	--
2009-10	Boston Univ.	H-East	33	11	27	38	12	--	--	--	--	--
	Anaheim	NHL	9	1	1	2	6	--	--	--	--	--
2010-11	Syracuse	AHL	50	12	33	45	32	--	--	--	--	--
	Anaheim	NHL	26	0	0	0	4	4	0	0	0	2
2011-12	Syracuse	AHL	19	6	16	22	2	--	--	--	--	--
	Anaheim	NHL	50	5	13	18	8	--	--	--	--	--
2012-13	Anaheim	NHL	27	5	8	13	8	7	3	1	4	4
2013-14	Anaheim	NHL	77	22	27	49	22	13	4	4	8	8
2014-15	Vancouver	NHL	75	15	24	39	22	6	1	2	3	4
2015-16	Pittsburgh	NHL	63	9	20	29	31	24	4	14	18	12
2016-17	Pittsburgh	NHL	80	18	19	37	16	21	4	3	7	2
2017-18	Nashville	NHL	71	12	13	25	20	13	2	3	5	9
<b>NHL TOTALS</b>			<b>478</b>	<b>87</b>	<b>125</b>	<b>212</b>	<b>137</b>	<b>88</b>	<b>18</b>	<b>27</b>	<b>45</b>	<b>41</b>
<b>PREDATORS TOTALS</b>			<b>71</b>	<b>12</b>	<b>13</b>	<b>25</b>	<b>20</b>	<b>13</b>	<b>2</b>	<b>3</b>	<b>5</b>	<b>9</b>

## STATISTICAL BREAKDOWN

Year	Team	GP	G	A	PTS	PIM	PP	SH	GW	S	% +/-	TF	FW	F%	MIN	H	BS	Shootouts				
																		S	G	S%	GDG	
2009-10	ANA	9	1	1	2	6	1	0	0	14	7.1%	0	78	34	43.6%	14:13	4	3	0	0	.000	0
2010-11	ANA	26	0	0	0	4	0	0	0	23	0.0%	-3	166	78	47.0%	9:48	18	10	0	0	.000	0
2011-12	ANA	50	5	13	18	8	0	0	0	63	7.9%	1	454	195	43.0%	12:29	18	39	0	0	.000	0
2012-13	ANA	27	5	8	13	8	1	0	0	37	13.5%	-3	295	138	46.8%	15:53	11	49	5	3	.600	1
2013-14	ANA	77	22	27	49	22	7	0	2	159	13.8%	14	1194	583	48.8%	16:14	28	68	8	3	.375	0
2014-15	VAN	75	15	24	39	22	1	0	6	149	10.1%	7	1245	590	47.4%	16:55	31	90	7	3	.429	2
2015-16	PIT	63	9	20	29	31	2	1	0	97	9.3%	13	918	463	50.4%	15:50	22	67	1	0	.000	0
2016-17	PIT	80	18	19	37	16	6	1	1	142	12.7%	-5	1213	582	48.0%	16:39	60	99	3	0	.000	0
2017-18	NSH	71	12	13	25	20	0	0	0	83	14.5%	4	970	527	54.3%	15:38	18	72	1	0	.000	0
<b>TOTALS</b>		<b>478</b>	<b>87</b>	<b>125</b>	<b>212</b>	<b>137</b>	<b>18</b>	<b>2</b>	<b>9</b>	<b>767</b>	<b>11.3%</b>	<b>28</b>	<b>6533</b>	<b>3190</b>	<b>48.8%</b>	<b>15:28</b>	<b>210</b>	<b>497</b>	<b>25</b>	<b>9</b>	<b>.360</b>	<b>3</b>

## CAREER HIGHLIGHTS

<b>MOST GOALS, GAME:</b> 3 - twice, last: March 8, 2017 at Winnipeg	<b>CAREER HAT TRICKS:</b> 2 - March 8, 2017 at Winnipeg (Hellebuyck/Hutchinson); Feb. 2, 2013 vs. Los Angeles (Bernier/Quick)
<b>MOST ASSISTS, GAME:</b> 4 - March 26, 2016 at Detroit	<b>CAREER PENALTY SHOTS:</b> None
<b>MOST POINTS, GAME:</b> 5 - (1g-4a) March 26, 2016 at Detroit	<b>CAREER OVERTIME POINTS:</b> 2 - (1g-1a)
<b>MOST PIM, GAME:</b> 5 - Dec. 14, 2015 vs. Washington	<b>FIRST NHL GAME:</b> March 26, 2010 at Edmonton
<b>MOST SHOTS, GAME:</b> 7 - March 5, 2014 vs. Montreal	<b>FIRST NHL GOAL:</b> March 29, 2010 vs Dallas (Kari Lehtonen)
<b>LONGEST GOAL-SCORING STREAK:</b> 2 - 13 times, last: (2g) March 29-31, 2018	<b>FIRST GAME AS A PREDATOR:</b> None
<b>LONGEST ASSIST STREAK:</b> 4 - (4a) Dec. 31, 2013-Jan. 7, 2014	<b>FIRST GOAL AS A PREDATOR:</b> None
<b>LONGEST POINT-SCORING STREAK:</b> 4 - 5 times, last: (4g-2a) March 3-10, 2017	



# MATTIAS EKHMOLM

**MATTIAS EKHMOLM**  
(mat-TEE-uhs EHK-hohlm)  
Defense

**SHOOTS:** Left  
**HEIGHT:** 6-4  
**WEIGHT:** 215  
**DOB:** May 24, 1990  
**BIRTHPLACE:** Borlange, Sweden  
**HOMETOWN:** Mora, Sweden

**ACQUIRED**  
**June 27, 2009** - Nashville's seventh choice, 102nd overall (fourth round), in the 2009 NHL Draft.

## VERSUS THE NHL

	GP	G	A	PTS	PTM
ANA	14	2	4	6	14
ARI	15	0	2	2	2
BOS	10	0	5	5	4
BUF	10	0	2	2	8
CGY	14	0	4	4	10
CAR	10	2	2	4	8
CHI	21	1	5	6	10
COL	23	1	7	8	18
CBJ	9	2	3	5	2
DAL	21	1	6	7	4
DET	9	1	0	1	4
EDM	14	1	6	7	2
FLA	9	0	0	0	2
LAK	15	1	1	2	6
MIN	23	2	4	6	8
MTL	10	1	0	1	4
NSH	-	-	-	-	-
NJD	10	3	3	6	4
NYI	9	0	5	5	8
NYR	8	1	0	1	6
OTT	10	1	4	5	2
PHI	10	0	4	4	0
PIT	10	0	1	1	4
STL	24	1	4	5	14
SJS	14	2	1	3	14
TBL	8	0	4	4	2
TOR	9	0	2	2	0
VAN	16	0	5	5	4
VSK	3	0	0	0	0
WGH	9	3	3	6	8
WPG	23	3	3	6	14

**2017-18:** Set career highs in goals (10), plus-minus (+25), power-play goals (5) and shots (135)... Averaged 23:35 of ice time per game, the third most on the team and 28th most in the NHL... Scored in four consecutive games from Nov. 14-20, a career high and a Predators record for a defenseman... Recorded his 100th career NHL point on Nov. 26 at Carolina... Logged 31:19 of ice time on Oct. 14 at Chicago, the most minutes played by a Preds player in a game in 2017-18... Joined Sweden at the 2018 World Championship, posting three points (1g-2a) in four games en route to a Gold Medal. **PLAYOFFS:** Had eight points (1g-7a) and appeared in all 13 of Nashville's playoff games... Tied for third on the team in assists (7)... Recorded a +9 rating in the First Round against Colorado, the franchise record for a single series... Had a +4 rating in Game Six against Colorado, becoming one of just four players in Preds history to reach that mark in the playoffs... Fourth on the team in average time on ice (23:24).

**2016-17:** Appeared in all 82 games for the second consecutive season, posting three goals and 23 points, fourth among team defensemen... Played in his 300th NHL game on March 23 vs. Calgary and earned an assist... Tied a career high with two assists on Jan. 26 vs. Columbus... Earned his first multi-point game (1g-1a) of the season on Dec. 20 at New Jersey... Played for Sweden at the 2016 World Cup of Hockey. **PLAYOFFS:** Posted one goal and 10 assists while appearing in all 22 of Nashville's playoff games... Ranked fifth in the NHL in scoring by defensemen with 11 points... His 10 assists co-led the team... Led the team in penalty minutes with 38... Recorded a four-game point streak (5a) from May 7-May 16... Third on the team in average ice-time (25:20).

**2015-16:** Set career highs in assists (27) and points (35), and was one of four Nashville Predators to appear in all 82 games this season, his first time to do so... His plus/minus ranked second on the team, while his average ice time was fourth... Averaged 22:08 in the final 51 games of the regular season after averaging 18:16 in the first 31... Posted a +13 rating in 32 games after the All-Star Break... Nashville earned a point in all 32 games he scored in (7-0-1 record)... Played in his 200th career NHL game on Feb. 12, 2016 at Tampa Bay... Scored the game-winning overtime goal on Jan. 2 at Carolina... Scored his first career shorthanded goal on Dec. 29 at St. Louis... Joined Sweden at the 2016 World Championship, his third consecutive year playing in the tournament... Named to Sweden's team for the 2016 World Cup of Hockey. **PLAYOFFS:** Tied for second among Nashville defensemen - and for fifth on the team - in goals (3) and points (7) during the postseason... Recorded a point (1g-4spts) in each of the first four games of the Second Round vs. San Jose.

**2014-15:** Doubled his rookie total in points (7g-1la-18pts) and improved his goal total from one in 62 games in 2013-14 to seven in 80 games in 2014-15... His average ice time (19:00) was more than two minutes higher than his rookie season of 2013-14 (16:49)... Ranked third on the team in blocked shots (102), nearly doubling his rookie total of 55... Improved his plus/minus rating from -8 in 2013-14 to +12 in 2014-15... Scored his first career game-winning goal in overtime on Dec. 20 at Minnesota... Registered his first career multi-point game on Nov. 6 at Dallas (2a)... Represented Sweden at the World Championship, posting three assists in eight games. **PLAYOFFS:** Suited up for all six of Nashville's postseason contests, tying for the team lead in plus/minus rating (+4)... Made his Stanley Cup Playoff debut in Game One of the Western Conference Quarterfinals vs. Chicago and scored his first postseason goal in Game Three.

**2013-14:** Ranked 12th among NHL rookie blueliners in both games played (62) and minutes played (1,042:38)... Recorded his first career point/assist on Oct. 26 at St. Louis, the first of a four-game assist streak... Helped Sweden to a bronze medal at the 2014 World Championship, being named one of the nation's three best players in the process... Tied for second (with Predators teammate Roman Josi) among tournament defensemen in points (2g-5a-7pts), while leading all Swedish skaters in average ice time (21:56)... Both his goals at Worlds were game winners.

**2012-13:** Spent his first full season in North America with the Milwaukee Admirals (AHL), tying for ninth among AHL rookie defensemen in goals, and ranking ninth among rookie blueliners in points (10g-22a-32pts)... Tied for first among all league blueliners, and led the Admirals in power-play goals (7)... Tied for the Milwaukee team lead, and tied for sixth among AHL rookie defensemen, in plus/minus rating (+15)... Played his lone NHL game of the season on April 15 vs. Vancouver.

**AMATEUR:** Won the 2012 Borje Salming Award as the top defenseman in the Swedish Elite League (Elitserien)... Helped Brynas claim the 2012 Le Mat Trophy as Elitserien champions... Ranked third among Elitserien defensemen in power-play goals (6) in 2011-12... Led all defensemen, and tied for sixth among all skaters, in assists (8) during the 2012 Elitserien Playoffs... Tied for the defensemen lead in points (9) during the 2012 playoffs... Started the 2011-12 season with Nashville, making his NHL debut on Oct. 13 vs. Phoenix and playing on Oct. 20 at Vancouver before being assigned to Brynas on Oct. 22... Played his first Swedish Elite League season with Brynas in 2010-11, and was named Elitserien Rookie of the Year... Tied for fourth among 2010-11 Elitserien defensemen in both goals (10) and points (33), and tied for fifth at the position in assists (23)... Ranked second on Brynas in plus/minus rating (+10), and tied in both shots (102) and power-play goals (5) in 2010-11... Led all junior players in Sweden's second division (Allsvenskan) in assists (21), and ranked fourth among junior skaters in points (22) with Mora in 2009-10... Ranked sixth among Allsvenskan defensemen in assists, and tied for ninth in points at the position in 2009-10... Earned a bronze medal while representing Sweden at the 2010 World Junior Championship... Tied for the 2010 WJC lead with a +10 rating... Played for Sweden at the 2008 Under-18 World Championship, notching a goal in six games... Won a gold medal with Sweden at the 2008 Ivan Hlinka Memorial Tournament.

**BACKGROUND:** Nickname: "Ekky"... On Twitter @MatEkh14... Favorites include The Shawshank Redemption (movie), Prison Break and Entourage (TV shows), Avicii (musician/band), The Palm (Nashville restaurant), Nicklas Lidstrom (player to watch) and Greece (vacation spot)... Considers Swedish smagödis and potato chips to be his guilty pleasure... Would most like to play a hockey game at Santiago Bernabéu Stadium, home of Real Madrid... If he could invite three people to dinner, he'd choose Lidstrom, Leonardo DiCaprio and Megan Fox.

**TRANSACTIONS:** **June 27, 2009** - Nashville's seventh choice, 102nd overall (fourth round), in the 2009 Entry Draft.





## CAREER HIGHLIGHTS

<b>MOST GOALS, GAME:</b> 1 - 29 times, last: March 10, 2018 vs. New Jersey	<b>CAREER HAT TRICKS:</b> None
<b>MOST ASSISTS, GAME:</b> 2 - five times, last Jan. 26, 2017 vs. Columbus	<b>CAREER PENALTY SHOTS:</b> None
<b>MOST POINTS, GAME:</b> 2 - 20 times, last: (1g-1a) Jan. 25, 2018 at New Jersey	<b>CAREER OVERTIME POINTS:</b> 2 (2g)
<b>MOST PIM, GAME:</b> 4 - 12 times, last: Feb. 5, 2018 at NY Islanders	<b>FIRST NHL GAME:</b> Oct. 13, 2011 vs. Phoenix
<b>MOST SHOTS, GAME:</b> 6 - twice, last: Jan. 4, 2018 at Arizona	<b>FIRST NHL GOAL:</b> Jan. 7, 2014 vs. San Jose (Antti Niemi)
<b>LONGEST GOAL-SCORING STREAK:</b> 4 - (4g) Nov. 14-20, 2018	<b>FIRST GAME AS A PREDATOR:</b> Oct. 13, 2011 vs. Phoenix
<b>LONGEST ASSIST STREAK:</b> 5 - (5a) Jan. 19-27, 2016	<b>FIRST GOAL AS A PREDATOR:</b> Jan. 7, 2014 vs. San Jose (Antti Niemi)
<b>LONGEST POINT-SCORING STREAK:</b> 6 - (1g-5a) Jan. 19-27, 2016	

## INTERNATIONAL RECORD

Sweden

Year	Event	GP	G	A	PTS	PIM
2008	U-18 WC	6	1	0	1	2
2010	WJC	6	1	0	1	6
2014	WC	10	2	5	7	8
2015	WC	8	0	3	3	6
2016	WC	2	1	0	1	2
2016	World Cup	4	0	0	0	2
2018	WC	4	1	2	3	2

## CAREER RECORD

Regular Season

Playoffs

SEASON	CLUB	LEAGUE	GP	G	A	PTS	PIM	GP	G	A	PTS	PIM
2006-07	Mora U-18	Sweden-U18	5	2	2	4	6	--	--	--	--	--
	Mora Jr.	Sweden-Jr.	36	0	4	4	28	2	0	0	0	0
2007-08	Mora U-18	Sweden-U18	9	4	5	9	12	--	--	--	--	--
	Mora Jr.	Sweden-Jr.	37	5	7	12	54	--	--	--	--	--
	Mora	Sweden-2	1	0	0	0	0	6	0	0	0	2
2008-09	Mora Jr.	Sweden-Jr.	21	3	5	8	32	--	--	--	--	--
	Mora	Sweden-2	38	2	11	13	12	3	0	0	0	4
2009-10	Mora	Sweden-2	41	1	21	22	54	2	0	0	0	6
2010-11	Brynäs	Sweden	55	10	23	33	38	5	0	4	4	10
2011-12	Brynäs	Sweden	41	9	8	17	55	17	1	8	9	12
	Nashville	NHL	2	0	0	0	0	--	--	--	--	--
2011-12	Milwaukee	AHL	59	10	22	32	30	4	0	1	1	0
	Nashville	NHL	1	0	0	0	0	--	--	--	--	--
2013-14	Nashville	NHL	62	1	8	9	10	--	--	--	--	--
2014-15	Nashville	NHL	80	7	11	18	52	6	1	0	1	2
2015-16	Nashville	NHL	82	8	27	35	44	14	3	4	7	4
2016-17	Nashville	NHL	82	3	20	23	34	22	1	10	11	38
2017-18	Nashville	NHL	81	10	24	34	46	13	1	7	8	12
NHL/PREDATORS TOTALS			390	29	90	119	186	55	6	21	27	56

## STATISTICAL BREAKDOWN

Shootouts

Year	Team	GP	G	A	PTS	PIM	PP	SH	GW	S	%	+/-	TF	FW	F%	MIN	H	BS	S	G	%	GDG
2011-12	NSH	2	0	0	0	0	0	0	0	1	0.0%	-1	0	0	0.0%	12:25	0	3	0	0	.000	0
2012-13	NSH	1	0	0	0	0	0	0	0	0	0.0%	-1	0	0	0.0%	16:05	0	0	0	0	.000	0
2013-14	NSH	62	1	8	9	10	0	0	0	58	1.7%	-8	0	0	0.0%	16:49	42	55	1	0	.000	0
2014-15	NSH	80	7	11	18	52	1	0	1	86	8.1%	12	0	0	0.0%	19:00	57	102	0	0	.000	0
2015-16	NSH	82	8	27	35	44	1	1	3	114	7.0%	14	0	0	0.0%	20:14	67	106	0	0	.000	0
2016-17	NSH	82	3	20	23	34	0	0	1	120	2.5%	4	0	0	0.0%	23:28	61	108	0	0	.000	0
2017-18	NSH	81	10	24	34	46	5	1	1	135	7.4%	25	1	0	0.0%	23:35	75	117	0	0	.000	0
TOTALS		390	29	90	119	186	7	2	6	514	5.6%	45	1	0	0.0%	20:46	302	491	1	0	.000	0



# RYAN ELLIS

**RYAN ELLIS**  
(RIGH-uhn EHL-ih)s  
Defense

**SHOOTS:** Right  
**HEIGHT:** 5-10  
**WEIGHT:** 180  
**DOB:** January 3, 1991  
**BIRTHPLACE:** Hamilton, Ontario  
**HOMETOWN:** Freelon, Ontario

**ACQUIRED**  
June 26, 2009 - Nashville's first choice, 11th overall (first round), in the 2009 NHL Draft.

## VERSUS THE NHL

	GP	G	A	PTS	PIM
ANA	15	3	6	9	2
ARI	17	7	6	13	8
BOS	8	0	4	4	0
BUF	9	0	4	4	0
CGY	16	4	8	4	4
CAR	9	2	5	7	0
CHI	24	4	7	11	6
COL	20	5	10	15	6
CBJ	14	2	5	7	0
DAL	22	3	4	7	13
DET	13	0	4	4	8
EDM	17	2	1	3	8
FLA	9	0	3	3	0
LAK	17	4	3	7	4
MIN	25	2	3	5	6
MTL	8	3	1	4	0
NSH	-	-	-	-	-
NJD	7	0	2	2	0
NYI	9	2	5	7	0
NYR	8	1	1	2	0
OTT	11	3	6	9	2
PHI	8	0	1	1	0
PIT	6	0	1	1	4
STL	26	1	6	7	11
SJS	16	1	4	5	17
TBL	8	2	5	7	19
TOR	9	0	4	4	2
VAN	15	1	2	3	8
VGK	2	0	0	0	0
WSH	8	0	5	5	2
WPG	20	3	6	9	10

**2017-18:** Established a career high in assists (23) despite playing in only 44 games due to offseason knee surgery... His +26 rating tied for fifth among all NHL blueliners and was the highest by a defenseman and second-highest overall in Predators history... Posted the 11th-most points by a NHL defenseman with 32 (9g-23a) after making his season debut on Jan. 2... Talled the second-most points on the Preds after his return from injury, trailing only Viktor Arvidsson... Had seven goals and 18 assists when Nashville was trailing or the game was tied... Third on the team in average time on ice (24:21)... Had a four-game point streak from March 8-15 (1g-3a), tying his career high... Picked up three points (1g-2a) on March 4 at Colorado, matching his career high for the fourth time... Posted a career-long four-game assist streak from Feb. 19-25 (5a)... Recorded his 100th career NHL assist on Feb. 15 vs. Calgary. **PLAYOFFS:** Had five assists in 13 playoff games for Nashville... Had a +4 rating in Game one against Colorado, becoming one of just four players in Preds history to reach that mark in the playoffs... Had a three-game point streak (3a) from April 22-29.

**2016-17:** Finished the season with career highs in goals (16) and points (38)... Career highs also included power-play goals (4), game-winning goals (3), blocks (137) and average time-on-ice (23:57)... The Preds were 10-21 when he scored this season... Scored his 11th goal of the season on March 2 at Montreal, setting a career high... Recorded his first career multi-goal game on Jan. 19 at Calgary... Skated a career-high 30:31 on Dec. 19 at Philadelphia... Blocked a career-high six shots on Dec. 17 vs. New York Rangers... Played in his 300th NHL game on Nov. 23 vs. Dallas... Earned a career-high three assists on Nov. 21 vs. Tampa Bay... **PLAYOFFS:** Tied for third on the team in scoring with 13 points (5g-8a), second among defensemen, while appearing in all 22 games... Ranked third in scoring among NHL defensemen... Coled the team with two power-play goals... Overtook the all-time franchise lead in postseason assists (17)... Posted a seven-game point streak (2g-5a) from Apr. 15-Apr. 30, becoming the first defenseman in the NHL to record a seven-game point streak in the postseason since Chris Pronger and Jason Woolley did so in 1998.

**(15:2):** Posted personal bests in penalty minutes (35) and shots (20)... His average ice time was third on the team, and his plus/minus ranked third... Scored his first career shorthanded goal on March 29 vs. Dallas... Posted his 100th career NHL point with an assist on March 24 vs. Vancouver... Joined Canada at the World Championship, helping it to the gold medal. **PLAYOFFS:** Ranked third on the team in average ice time (24:11) and assists (6) during the 2016 postseason... Five of his six assists came on home ice, a franchise record for a postseason... Notched a pair of assists and played a career-high 43:56 during Nashville's triple-overtime victory in Game 4 of the Second Round vs. San Jose, the longest game in franchise history.

**2014-15:** Averaged 18:53 of ice time, nearly three minutes more than his previous career high (16:04, 2013-14)... Played in his 200th career NHL game on April 7 at Colorado... Recorded his first three-point game of his career (1g-2a) and first career game-deciding shootout tally on Oct. 21 vs. Arizona. **PLAYOFFS:** Appeared in all six of the club's Western Conference Quarterfinal contests vs. Chicago, tying for third on the team in assists and for first in plus/minus rating (+4)... Tied for third on the team in average ice time (26:24), 7:29 more than he averaged in the regular season.

**2013-14:** Ranked second on the team in games played (80) and plus/minus rating (+9) while ranking third among club blueliners in points (6g-21a-27pts)... Played in his first World Championship, leading all Canadian defensemen in points (1g-4a-5pts) and tying for fifth in the tournament in plus/minus rating (+8).

**2012-13:** Appeared in Nashville's first 31 games of the regular season, before being assigned to Milwaukee on March 22. Played one more NHL game - on April 4 vs. Columbus... Three (2g-1a) of his six points came on the power play... Posted 14 points (5g-9a) in 32 games with Milwaukee (AHL) from October-January, and after his March reassignment.

**2011-12:** Began the season with Milwaukee, before being recalled to Nashville on Dec. 26. Spent the remainder of the campaign at the NHL level with the exception of a three-game stint with the Admirals from Feb. 24-27... One of only three NHL rookie defensemen to post multiple power-play (2) and game-winning goals (2)... Tied for seventh among rookie blueliners in plus/minus rating (+5)... The Predators went 22-8-2 with him in the lineup... Named to the 2012 AHL All-Star Classic, but did not participate due to his recall... At the time of his recall (Dec. 26),

he was tied for ninth among AHL defensemen, and tied for first among rookie blueliners, in points (4g-13a-17pts, 26gp). **PLAYOFFS:** Made his Stanley Cup Playoff debut in Game Three of the Western Conference Quarterfinals vs. Detroit.

**AMATEUR:** The third defenseman in Ontario Hockey League history to record 300 career points (73g-241a-314pts, +145, 207 PIMS, 226 gp), joining Rick Corrivue (329) and Denis Potvin (330)... Finished junior career ranked second all-time in Windsor Spitfires scoring behind Bill Bowler (467)... Named 2011 Canadian Hockey League Player and Defenseman of the Year... Won the 2011 Red Tilson Trophy awarded to the OHL's Most Outstanding Player of the Year, becoming the fourth defenseman to win in the award's 67-year history... Recipient of the Max Kaminsky Trophy as the OHL's Most Outstanding Defenseman of the Year in both 2009 and 2011, becoming the third player to win it twice (Denis Potvin, Bryan Berard)... Won the 2011 Mickey Renaud Captain's Trophy for leadership on and off the ice... Named an OHL First Team All-Star in both 2009 and 2011... Named Best Offensive Defenseman, Smartest Player and Player with the hardest shot in the 2009, 2010 and 2011 Western Conference Coaches Polls... Became the first OHL defenseman in 17 years to post more than 100 points in a season (24g-77a) in 2010-11... Led the OHL in points per game (1.74) and finished tied for fourth in overall points in 2010-11... Captained Team OHL in the 2009 and 2010 Subway Super Series... Tied for fourth in 2011 OHL Playoff assists, while leading all defensemen and tying for seventh overall in points (6g-13a-19pts)... Became the seventh player to represent Canada at three straight World Junior Championships in 2011, earning a silver medal for the second straight tournament while serving as team captain... The fourth Canadian ever to win three medals at the WJC, and with 25 points (5g-20a) in three tournaments, became the all-time leading defensive scorer in the history of the event... Named Best Defenseman, a tournament All-Star and one of Canada's three best players at the 2011 World Juniors... Led all 2011 tournament defensemen in points (10), tied for first in goals, and ranked second in assists (7)... Also ranked fourth among all skaters in points and tied for third in assists at the 2011 WJC... Won the Memorial Cup with the Windsor Spitfires for the second consecutive season in 2009-10... Tied for the 2010 Memorial Cup lead in assists (5), and ranked second among tournament defensemen in points (5a)... Named a 2010 Second-Team OHL All-Star and served as captain for the Western Conference at the 2010 OHL All-Star... Helped Windsor win the 2010 Robertson Cup as OHL Champions for the second consecutive season, posting points in 16-of-19 OHL playoff games to tie for second among all skaters, and rank first among defensemen in points (3g-30a-33pts)... Earned a silver medal at the 2010 World Junior Championship... Tied for fourth in the 2010 WJC in assists (7), and finished second in defenseman scoring (8)... Helped Windsor win the 2009 Memorial Cup and OHL title... Named to the 2009 Memorial Cup All-Star Team... Led all defensemen and ranked fourth overall in OHL playoff scoring (31) and led all skaters in assists (23)... Led all OHL defensemen in points (89), goals (22) and assists (67) in 2008-09... Ranked seventh among all OHL skaters in points, led the league in assists, and ranked second in plus/minus rating (+52) in 2008-09... Participated in the 2009 OHL All-Star Classic and the 2008 ADT Canada/Russia Challenge... Posted an assist and a game-best +3 rating at the 2009 CHL Top Prospects Game... Won a gold medal with Canada at the 2009 World Junior Championship, posting seven points (1g-6a) in six games... Named to the 2008 OHL All-Rookie Team after tying for third among OHL blueliners, and ranking fourth among all rookies in points (15g-48a-63pts) and second among first-year players in assists in 2007-08... 2008 Bobby Smith Award winner as the OHL's scholastic player of the year... Won gold medals with Canada at both the 2008 U-18 World Championship and the 2008 U-18 Hlinka Memorial Tournament... Was a tournament all-star and claimed gold at the 2008 World U-17 Hockey Challenge with Team Ontario.

**BACKGROUND:** Nickname: "Ellie"... Favorites include Gladiator (movie), BrickTops (Nashville restaurant), University of Oregon's black football jerseys (favorite non-hockey uniform) and Sophia Vergara (actress)... Off any venue, he'd most like to play a game at Wembley Stadium... Has two Labradors: Molly and Max.

**TRANSACTIONS:** June 26, 2009 - Nashville's first choice, 11th overall (first round), in the 2009 Entry Draft.



## CAREER HIGHLIGHTS

<b>MOST GOALS, GAME:</b> 2 - twice, last: March 20, 2017 vs Arizona	<b>CAREER HAT TRICKS:</b> None
<b>MOST ASSISTS, GAME:</b> 3 - Nov. 21, 2016 vs. Tampa Bay	<b>CAREER PENALTY SHOTS:</b> None
<b>MOST POINTS, GAME:</b> 3 - four times, last: (1g-2a) March 4, 2018 at Colorado	<b>CAREER OVERTIME POINTS:</b> 5 (5a)
<b>MOST PIM, GAME:</b> 15 - Nov. 21, 2016 vs. Tampa Bay	<b>FIRST NHL GAME:</b> Dec. 26, 2011 vs. Detroit
<b>MOST SHOTS, GAME:</b> 6 - four times, last: March 31, 2018 vs. Buffalo	<b>FIRST NHL GOAL:</b> Jan. 7, 2012 vs. Carolina (Justin Peters)
<b>LONGEST GOAL-SCORING STREAK:</b> 2 - six times, last: (2g) March 2-4, 2018	<b>FIRST GAME AS A PREDATOR:</b> Dec. 26, 2011 vs. Detroit
<b>LONGEST ASSIST STREAK:</b> 4 - (5a) Feb. 19-25, 2018	<b>FIRST GOAL AS A PREDATOR:</b> Jan. 7, 2012 vs. Carolina (Justin Peters)
<b>LONGEST POINT-SCORING STREAK:</b> 4 - twice, last: (1g-3a) March 8-15, 2018	

## INTERNATIONAL RECORD

Canada

Year	Event	GP	G	A	PTS	PIM
2008	U-18 WC	7	3	4	7	0
2009	WJC	6	1	6	7	0
2010	WJC	6	1	7	8	2
2011	WJC	7	3	7	10	2
2014	WC	8	1	4	5	0
2016	WC	5	1	1	2	0

## CAREER RECORD

### Regular Season

### Playoffs

SEASON	CLUB	LEAGUE	GP	G	A	PTS	PIM	GP	G	A	PTS	PIM
2007-08	Windsor	OHL	63	15	48	63	51	5	2	3	5	2
2008-09	Windsor	OHL	57	22	67	89	57	26	11	24	35	24
2009-10	Windsor	OHL	48	12	49	61	38	23	3	35	38	20
2010-11	Windsor	OHL	58	24	77	101	61	18	6	13	19	12
	Milwaukee	AHL	--	--	--	--	--	7	1	1	2	2
2011-12	Nashville	NHL	32	3	8	11	4	3	0	0	0	0
	Milwaukee	AHL	29	4	14	18	8	--	--	--	--	--
2012-13	Nashville	NHL	32	2	4	6	15	--	--	--	--	--
	Milwaukee	AHL	32	5	9	14	18	4	0	0	0	0
2013-14	Nashville	NHL	80	6	21	27	24	--	--	--	--	--
2014-15	Nashville	NHL	58	9	18	27	27	6	0	3	3	2
2015-16	Nashville	NHL	79	10	22	32	35	14	0	6	6	4
2016-17	Nashville	NHL	71	16	22	38	29	22	5	8	13	12
2017-18	Nashville	NHL	44	9	23	32	6	13	0	5	5	8
<b>NHL/PREDATORS TOTALS</b>			<b>396</b>	<b>55</b>	<b>118</b>	<b>173</b>	<b>140</b>	<b>58</b>	<b>5</b>	<b>22</b>	<b>27</b>	<b>26</b>

## STATISTICAL BREAKDOWN

### Shootouts

Year	Team	GP	G	A	PTS	PIM	PP	SH	GW	S	%	+/-	TF	FW	F%	MIN	H	BS	S	G	%	GDG
2011-12	NSH	32	3	8	11	4	2	0	2	34	8.8%	5	0	0	0.0%	14:49	30	37	1	0	.000	0
2012-13	NSH	32	2	4	6	15	2	0	0	48	4.2%	-2	0	0	0.0%	16:22	22	29	1	0	.000	0
2013-14	NSH	80	6	21	27	24	0	2	123	4.9%	9	0	0	0.0%	16:04	57	97	4	2	.500	0	
2014-15	NSH	58	9	18	27	27	2	0	0	118	7.6%	8	0	0	0.0%	18:58	41	74	5	1	.200	1
2015-16	NSH	79	10	22	32	35	3	1	2	152	6.6%	13	0	0	0.0%	20:53	61	100	0	0	.000	0
2016-17	NSH	71	16	22	38	29	4	1	3	140	11.4%	17	0	0	0.0%	23:57	64	137	3	2	.667	2
2017-18	NSH	44	9	23	32	6	2	0	2	110	8.2%	26	0	0	0.0%	23:21	27	84	6	2	.333	1
<b>TOTALS</b>		<b>396</b>	<b>55</b>	<b>118</b>	<b>173</b>	<b>140</b>	<b>15</b>	<b>2</b>	<b>11</b>	<b>725</b>	<b>7.6%</b>	<b>76</b>	<b>0</b>	<b>0</b>	<b>0.0%</b>	<b>19:36</b>	<b>302</b>	<b>558</b>	<b>20</b>	<b>7</b>	<b>.350</b>	<b>4</b>



# KEVIN FIALA

**KEVIN FIALA**  
(KEH-vuhn fee-A-lah)  
Right Wing

**SHOOTS:** Right  
**HEIGHT:** 5-11  
**WEIGHT:** 193  
**DOB:** July 22, 1996  
**BIRTHPLACE:** St. Gallen,  
Switzerland  
**HOMETOWN:** St. Gallen,  
Switzerland

**ACQUIRED**  
**June 27, 2014** - Nashville's  
first choice, 11th overall (first  
round), in the 2014 NHL Draft.

## VERSUS THE NHL

	GP	G	A	PTS	PIM
ANA	3	1	1	2	0
ARI	6	1	1	2	6
BOS	4	1	1	2	0
BUF	3	0	1	1	2
CGY	6	1	0	1	4
CAR	4	1	2	3	0
CHI	10	0	1	1	4
COL	7	1	4	5	0
CBJ	3	1	1	2	0
DAL	7	2	0	2	2
DET	3	0	0	0	0
EDM	4	1	0	1	0
FLA	3	2	0	2	2
LAK	6	1	1	2	0
MIN	9	1	0	1	4
MTL	5	2	0	2	0
NSH	-	-	-	-	-
NJD	4	2	1	3	0
NYI	4	3	1	4	2
NYR	3	2	0	2	0
OTT	2	0	2	2	0
PHI	4	0	3	3	2
PIT	2	2	0	2	0
STL	7	1	1	2	2
SJS	5	1	1	2	2
TBL	3	0	1	1	2
TOR	3	0	0	0	2
VAN	4	2	1	3	0
VGK	3	1	1	2	4
WSH	4	1	2	3	2
WPG	9	4	3	7	2

**2017-18:** Set career highs in games played (80), goals (23), assists (25), points (48) and plus-minus (+20)... Posted a 32-point improvement from his rookie NHL season... Ranked fourth on the team in goals and tied for sixth in plus-minus... His 19 even-strength tallies were second on Nashville... Recorded a career-high four game-winning goals, which ranked tied for third on the team... Posted back-to-back two-goal games for the first time in his career from Feb. 3-5... Scored in five consecutive games (5g), a career high, from Dec. 13-21... Had a career-high nine-game point streak (8g-4a-12pts) from Dec. 2-21, the longest by a Predators player in 2017-18 and the fourth-longest in franchise history... Played in his 100th career NHL game on Jan. 6 at Los Angeles. **PLAYOFFS:** Recorded three goals and an assist in 12 playoff games for Nashville... Became the only player in franchise history with multiple playoff overtime goals after scoring in the second overtime against Winnipeg in Game Two of the Second Round... Scored in back-to-back games against Winnipeg (Games One and Two).

**2016-17:** Skated in a 54 games while posting 11 goals and 16 points... Scored two goals in a 9:06 span in the second period against Pittsburgh on Oct. 22, including his first career, game-winning goal... Recorded a career-high eight shots on Dec. 29 vs. Chicago. **PLAYOFFS:** Recorded two goals in five games, including the game-winning tally in overtime of Game Three of the Western Conference Quarterfinals against Chicago, before suffering a season-ending injury in Game One of the second round.

**CAREER NOTES/AMATEUR:** Appeared in five games for the Predators in 2015-16 during a January recall, scoring in his season debut on Jan. 14 at Winnipeg... Led the 2015-16 Milwaukee Admirals in points (18g-32a-50pts) after amassing 21 points (8g-13a) in his final 19 regular-season games... Led the 2015-16 AHL in shootout-deciding goals (4) and tied for the AHL lead in shootout goals (5) on nine opportunities... Ranked among the AHL's Top 20 in both power-play points (5g-18a-23pts) and power-play assists in 2015-16... Rated No. 35 by TSN and No. 8 by ESPN in their Top 50 NHL-affiliated prospects in 2015-16, and No. 24 in The Hockey News' 2016 Future Watch... Started the 2014-15 season with HV-71 of the Swedish Hockey League before being assigned to Milwaukee (AHL) following the World Junior Championship... Posted 17 points (9g-8a) in 26 AHL games before receiving his first recall on March 24, 2015. Made his NHL debut that night

in a 3-2 overtime victory over Montreal... His second career game for the Predators was his playoff debut in Game Four of the 2015 Western Conference Quarterfinals vs. Chicago. By playing 11:05 in the second-longest game in franchise history, he became the sixth-youngest player in League history to appear in a postseason game... Named one of Switzerland's three best players of the 2015 World Junior Championship after tying for fifth among all skaters in goals (4)... Played for Switzerland at the World Championship for the second consecutive year as well in 2015, posting three points (1g-2a) in eight games... A finalist for the 2014 SHL Rookie of the Year Award after tying for first in points among draft-eligible players (3g-8a-11pts) and ranking second in points per game among all junior players (.65)... Just the third player to appear in the Under-18 World Championship, World Junior Championship and World Championship all in the same year (Andrei Kostitsyn and Vadim Karagan, Belarus in 2003)... Led the Swiss in points at both the 2014 under-18 tournament (4g-5a-9pts, 5gp), being named one of the nation's three best players, and World Juniors (1g-4a-5pts, 5gp) as the team's youngest member... Switzerland's youngest player at the 2014 World Championship by three years, posting three assists and a team-best +3 rating... Scored two goals in four games while playing in his second straight Ivan Hlinka Memorial Tournament in 2013... Scored a Swiss team-leading three goals in four games at the 2012 Ivan Hlinka Memorial Tournament... Played in the ZSC (Switzerland) organization during the 2010-11 and 2011-12 seasons, winning both a Junior B title in 2012 with the under-20 squad, and tying for fourth in postseason points (6g-8a-14pts) with the under-17 club.

**BACKGROUND:** His father, Jan, played briefly in the lower Swiss leagues and is a long-time junior coach in Switzerland... Speaks five languages: German, English, French, Czech and Swedish... On Twitter @KevinFiala22.

**TRANSACTIONS:** **June 27, 2014** - Nashville's first choice, 11th overall (first round), in the 2014 NHL Draft.





## CAREER HIGHLIGHTS

<b>MOST GOALS, GAME:</b> 2 - five times, last: Feb. 5, 2018 at NY Islanders	<b>CAREER HAT TRICKS:</b> None
<b>MOST ASSISTS, GAME:</b> 2 - three times, last: Feb. 19, 2018 vs. Ottawa	<b>CAREER PENALTY SHOTS:</b> None
<b>MOST POINTS, GAME:</b> 2 - 14 times, last: (1g-1a) Mar. 15, 2018 at Arizona	<b>CAREER OVERTIME POINTS:</b> None
<b>MOST PIM, GAME:</b> 4 - Dec. 8, 2017 vs Vegas	<b>FIRST NHL GAME:</b> March 24, 2015 vs. Montreal
<b>MOST SHOTS, GAME:</b> 8 - twice, last: Dec. 21, 2017 vs. Carolina	<b>FIRST NHL GOAL:</b> Jan. 14, 2016 at Winnipeg (Connor Hellebuyck)
<b>LONGEST GOAL-SCORING STREAK:</b> 5 - (5g) Dec. 13-21, 2018 vs. Carolina	<b>FIRST GAME AS A PREDATOR:</b> March 24, 2015 vs. Montreal
<b>LONGEST ASSIST STREAK:</b> 2 - five times, last: March 29-31, 2018	<b>FIRST GOAL AS A PREDATOR:</b> Jan. 14, 2016 at Winnipeg (Connor Hellebuyck)
<b>LONGEST POINT-SCORING STREAK:</b> 9 - (8g-4a) Dec. 2-21, 2018	

## INTERNATIONAL RECORD

Switzerland

Year	Event	GP	G	A	PTS	PIM
2014	U-18 WC	5	4	5	9	8
	WJC	5	1	4	5	6
	WC	7	0	2	2	2
2015	WJC	6	4	1	5	16
	WC	8	1	2	3	6
2018	WC	5	1	4	5	6

## CAREER RECORD

### Regular Season


### Playoffs

SEASON	CLUB	LEAGUE	GP	G	A	PTS	PIM	GP	G	A	PTS	PIM
2012-13	Malmö U-18	Sweden-U18	9	6	4	10	28	4	4	3	7	4
	Malmö Jr.	Sweden-Jr.	33	9	19	28	28	3	0	0	0	2
2013-14	HV-71 Jr.	Sweden-Jr.	27	10	15	25	40	--	--	--	--	--
	HV-71	SHL	8	3	8	11	10	8	1	5	6	14
2014-15	HV-71	SHL	20	5	9	14	14	--	--	--	--	--
	Milwaukee	AHL	33	11	9	20	18	--	--	--	--	--
2015-16	Nashville	NHL	1	0	0	0	0	1	0	0	0	0
	Milwaukee	AHL	66	18	32	50	78	3	0	0	0	2
2016-17	Nashville	NHL	5	1	0	1	0	--	--	--	--	--
	Milwaukee	AHL	22	7	12	19	45	--	--	--	--	--
2017-18	Nashville	NHL	54	11	5	16	18	5	2	0	2	0
	Nashville	NHL	80	23	25	48	26	12	3	1	4	8
NHL/PREDATORS TOTALS			140	35	30	65	44	18	5	1	6	8

## STATISTICAL BREAKDOWN

### Shootouts

Year	Team	GP	G	A	PTS	PIM	PP	SH	GW	S	%	+/-	TF	FW	F%	MIN	H	BS	S	G	S%	GDG
2014-15	NSH	1	0	0	0	0	0	0	0	3	0.0%	-1	0	0	0.0%	11:25	0	1	0	0	.000	0
2015-16	NSH	5	1	0	1	0	0	0	0	11	9.1%	0	0	0	0.0%	13:09	2	2	0	0	.000	0
2016-17	NSH	54	11	5	16	18	0	0	1	114	9.6%	1	0	0	0.0%	13:31	44	14	0	0	.000	0
2017-18	NSH	80	23	25	48	26	4	0	4	187	12.3%	20	5	0	0.0%	15:09	34	27	10	2	.200	1
TOTALS		140	35	30	65	44	4	0	5	315	11.1%	20	5	0	0.0%	14:25	80	44	10	2	.200	1



# FILIP FORSBERG

## FILIP FORSBERG

(FIHL-ihp FOHRZ-buhr) Right Wing

**SHOOTS:** Right

**HEIGHT:** 6-1

**WEIGHT:** 205

**DOB:** August 13, 1994

**BIRTHPLACE:** Ostervala, Sweden

**HOMETOWN:** Leksand, Sweden

## ACQUIRED

**April 3, 2013** - Acquired from Washington for forwards Martin Erat and Michael Latta.

## VERSUS THE NHL

	GP	G	A	PTS	PIM
ANA	12	2	7	9	8
ARI	10	3	4	7	4
BOS	8	4	2	6	4
BUF	7	4	2	6	0
CGY	13	6	2	8	4
CAR	8	1	2	3	2
CHI	19	5	5	10	6
COL	20	13	11	24	4
CBJ	9	3	3	6	4
DAL	19	7	6	13	2
DET	9	2	3	5	10
EDM	11	5	6	11	2
FLA	8	1	2	3	4
LAK	13	2	5	7	6
MIN	19	9	4	13	10
MTL	9	3	3	6	2
NSH	-	-	-	-	-
NJD	7	2	3	5	0
NYI	8	3	3	6	8
NYR	8	2	4	6	4
OTT	7	0	7	7	2
PHI	8	5	3	8	6
PIT	9	0	7	7	0
STL	20	10	11	21	10
SJS	12	1	6	7	8
TBL	7	4	4	8	0
TOR	8	5	3	8	2
VAN	13	6	4	10	15
VGK	1	0	1	1	0
WSH	8	6	4	10	0
WPG	21	3	11	14	16

**2017-18:** Led the Predators and matched his career high in points with 64... Set a career high in assists (38)... Scored at least 25 goals for the fourth straight season, becoming one of just 11 NHL players to accomplish the feat... Paced Nashville in plus-minus at +27, tying the franchise's single-season record... Tallied a career-best 13 power-play goals, which ranked tied for 10th in the NHL... Had a 16-game home point streak (11g-11a-22pts) to start the season, the longest such streak by any NHL player since the start of 2015-16... Recorded 25 points (9g-16a) in his final 25 games of the season, including nine (5g-4a) in his final five games... Notched his fifth career hat trick on April 7 vs. Columbus, setting the record for most in Preds history... Scored six game-winning goals, including an overtime penalty shot tally on Feb. 13 vs. St. Louis... Extended his franchise record in consecutive games played to 283 before being injured on Dec. 29 at Minnesota... Scored his 100th career NHL goal on Nov. 14 vs. Washington... Recorded his 200th career NHL point on Oct. 17 vs. Colorado... Played for Sweden at the 2018 World Championship in Denmark, scoring the game-deciding goal in the shootout to help his country capture gold. **PLAYOFFS:** Became Nashville's all-time leader in postseason points with 42 (22g-20a) after posting 16 (7g-9a) in the 2018 playoffs... Matched his own franchise record for points in a single postseason with 16... Recorded seven assists, 10 points and 34 shots in Nashville's Second Round series vs. Winnipeg, all of which were individual series franchise records... His seven goals tied for the second-most in a single postseason in team history... Had two multi-goal performances and scored the game-winner in Game One against Colorado in the First Round.

**2016-17:** Co-led the team in goals (31) and finished third in points (58)... Became the first player in franchise history to score 30 goals in consecutive seasons... Ranked second in the NHL in goals from Dec. 19 to the end of the season (28)... Named NHL's Second Star for the month of February... Named NHL's First Star of the Week for the week ending Feb. 26... From Feb. 21-28, became the first player in franchise history and the first NHL player since 2001 to score at least 10 goals in a five-game span... Recorded three goals four times in a five-game span from Feb. 21-28, becoming the first player in franchise history to do so... Became the first player in franchise history to record a hat trick in consecutive games, and the first NHL player since January, 2010, from Feb. 21-23... From Feb. 21-25, became the first NHL player since 1992 to score six or more goals in the second period in a three-game span... Finished with career highs in even-strength goals (25), shorthanded goals (3) and takeaways (76)... Led the NHL in second-period goals with 15... Played in his 200th NHL game on Nov. 21 vs. Tampa Bay... Appeared in all 82 games for the third consecutive season... The Predators were 18-3-4 when Forsberg scored... Played for Sweden at the 2016 World Cup of Hockey... **PLAYOFFS:** Led the team in scoring with nine goals and 16 points while appearing in all 22 games... Led the team in plus-minus (+14)... Overtook the franchise lead in goals in a single postseason (9)... Posted a seven-game point streak (5g-3a) from May 7-22, tying a franchise record.

**2015-16:** Tied the franchise record, was 10th in the NHL and set a career high for goals in a season (33)... Led the team and set a career high in points (64)... Set career highs in penalty minutes (47), shots (247), average ice time (19:03), hits (114) and blocked shots (41)... Sixth in postseason All-Star Team voting at left wing, and 10th in voting for the Selke Trophy (top defensive forward)... Ranked second on the team in power-play goals, shots and average ice time among forwards... Set a franchise record and ranked seventh in the League in home goals (22)... Played in all 82 games for the second consecutive season... Tied for the NHL lead in goals during February (12), while also setting a franchise record for goals in a month... The NHL's Third Star for the month of February, and First Star of the Week for Feb. 29... Posted two natural hat tricks in a three-game span on Feb. 23 at Toronto and Feb. 27 vs. St. Louis, becoming the first player with multiple natural hat tricks in three or fewer games since Vancouver's Petri Skirko (Nov. 18, 1986 vs. Calgary and Nov. 21, 1986 vs. NY Rangers)... Signed a six-year, \$36 million contract on June 27. **PLAYOFFS:** Appeared in all 14 of Nashville's postseason games, scoring the game-winning goal in Game One of its Round One series vs. Anaheim.

**2014-15:** Member of the 2015 NHL All-Rookie Team... Finished fourth in voting for the Calder Trophy... Set franchise records for most goals (26), assists (37), points (63), power-play points (6g-12a-19pts) and shots (237) by a rookie... Led the team in goals, points, game-winning goals (tie, 6) and power-play points, while ranking second in power-play goals (6) and tied for second in plus/minus rating (+15)... The fifth youngest player in NHL history to lead a playoff-bound team in scoring and one of just 12 rookies since the 2005-06 season to record 60 or more points... Finished among the Top Three NHL rookies in shots (first); game-winning goals and overtime goals (tied for first); power-play points (second); goals and power-play goals (tied for second); points and assists (third); and plus/

minus rating (tied for third)... Finished fourth in voting for the Calder Trophy... Ranked second among all rookie forwards in average ice time (17:19)... One of three Nashville forwards and two NHL rookies to play in all 82 regular-season games... Tied for third in the NHL in shootout-deciding goals (3)... Tallied two goals in the NHL All-Star Game, becoming the first Preds player to score a goal in the All-Star Game in franchise history... Played in his 100th career NHL game on April 11 at Dallas... His six-game goal streak from Nov. 2-13, 2014 tied for the longest in the NHL in 2014-15 with Montreal's Max Pacioretty and tied for the longest in franchise history... Set the franchise record for consecutive games with a point by a rookie from Oct. 31-Nov. 13 (7g-6a-13pts, 7gp)... Named the NHL's Rookie of the Month in November after recording 15 points (9g-6a) in 13 games... Named the NHL's Third Star of the Week on Nov. 16... Made his World Championship debut for Sweden in 2015, being named one of the country's three best players of the tournament after ranking second among all skaters in goals (8), and third on Team Sweden in points (9) in eight games. **PLAYOFFS:** Led the team in points (4g-2a-6pts) during the team's Western Conference Quarterfinal series vs. Chicago, setting franchise records for goals, points and shots (22) by a rookie in a playoff series... Made his Stanley Cup Playoff debut in Game One, recorded his first goal and assist in Game Two, and notched the first hat trick in Predators postseason history in Game Five.

**2013-14:** Began the season with Nashville, and scored his first NHL goal in his first game of the season on Oct. 8, 2013 vs. Minnesota... Posted five points (1g-4a) in his first 11 NHL games of the season before being assigned to Milwaukee (AHL) for all but two one-game stints... Tied for the Milwaukee team lead in power-play goals (7), and was second in points-per-game (7.2)... Participated in his third straight World Junior Championship in 2014, and captained the Swedish squad for the second consecutive year, helping it reach overtime of the Gold Medal Game and earn a silver medal to complete his world junior career as a three-time medalist (one gold, two silvers)... Became the first Swede to win MVP honors at the WJC since the award began in 2004. Also named Best Forward of the tournament by the Directorate and to the Media All-Star Team... Ranked second at the 2014 World Junior Championship in points (4g-8a-12pts), second in assists and tied for fourth goals.

**2012-13:** Joined Nashville following the completion of his Swedish league season with Leksand, making his NHL debut on April 14, 2013 vs. Detroit to become the third-youngest player (18 years, 244 days) to don a Predators uniform. Recorded his first career NHL point/assist on April 23, 2013 vs. Calgary... The recipient of the 2013 Golden Cage Award as the Allsvenskan's (Sweden-2) top junior player... Led all Allsvenskan junior players in goals and ranked second to fellow Predators prospect Pontus Aberg in points... Ranked second in goals and tied for eighth in points (5g-4a-9pts, 9gp) during 2013 qualification play to help Leksand earn promotion to the SHL in 2013-14... Captained Sweden to a silver medal at the 2013 World Junior Championship... Named to the 2013 WJC All-Star Team by the media and one of Sweden's three best players of the tournament by the coaches after posting five points (3g-2a) in six games.

**AMATEUR:** Amassed the most points (8g-9a-17pts) by an under-18 player in the Allsvenskan with Leksand in 2011-12... Helped Sweden claim gold at the 2012 World Junior Championship... Captained Sweden to a silver medal at the Under-18 World Championship... Named the best forward of the 2012 Under-18 Worlds after tying for second among all tournament skaters in goals (5)... Paced the 2010-11 Leksand junior squad in points (21g-19a-40pts), and tied for sixth in league goal scoring... Earned a silver medal with Sweden at the 2011 Under-18 World Championship, tying for sixth in the tournament in goals (4) and ranking third on the team in points (6) as its youngest member... Joined Leksand's junior club after the completion of his under-18 team's season in 2009-10, helping it win the league title.

**BACKGROUND:** Favorites include Harry Potter (movie), Modern Family (TV show), Virago (Nashville restaurant), Dubai (vacation spot), Centennial Park (spot in Nashville) and Peter Forsberg (player growing up)... Would like to play hockey game at Santiago Bernabé Stadium, home of Real Madrid... If he could invite three people to dinner, they'd be Lebron James, Jim Carrey and Elvis Presley... Would choose Ben Stiller to play him in a movie... Considers ice cream to be his guilty pleasure... His hidden talent is being good at Monopoly.

**TRANSACTIONS:** April 3, 2013 - Acquired from Washington for forwards Martin Erat and Michael Latta on April 3, 2013... June 22, 2012 - Washington's first selection, 11th overall (first round), in the 2012 Entry Draft.



9

## CAREER HIGHLIGHTS

<b>MOST GOALS, GAME:</b> 3 - five times, last: April 7, 2018 vs. Columbus	<b>LONGEST POINT-SCORING STREAK:</b> 7 - twice, last: (4g-5a) Nov. 11-24, 2018
<b>MOST ASSISTS, GAME:</b> 3 - March 29, 2018 vs. San Jose	<b>CAREER HAT TRICKS:</b> 5 - April 7, 2018 vs. Columbus (Joonas Korpivalo); Feb. 23, 2017 vs. Colorado (Jeremy Smith); Feb. 27, 2016 vs. Calgary (Brian Elliott); Feb. 27, 2016 vs. St. Louis (Jake Allen); Feb. 23, 2016 vs. Toronto (James Reimer)
<b>MOST POINTS, GAME:</b> 4 - (3g-1a) Feb. 27, 2016 vs. St. Louis	<b>CAREER PENALTY SHOTS:</b> 1 - Feb. 13, 2018 vs. St. Louis (goal, Carter Hutton)
<b>MOST PIM, GAME:</b> 10 - Nov. 14, 2015 vs. Winnipeg	<b>CAREER OVERTIME POINTS:</b> 7 (5g-2a)
<b>MOST SHOTS, GAME:</b> 9 - Nov. 22, 2014 vs. Florida	<b>FIRST NHL GAME:</b> April 14, 2013 vs. Detroit
<b>LONGEST GOAL-SCORING STREAK:</b> 6 - (7g) Nov. 2-13, 2014	<b>FIRST NHL GOAL:</b> Oct. 8, 2013 vs. Minnesota (Josh Harding)
<b>LONGEST ASSIST STREAK:</b> 4 - (5a) Feb. 1-7, 2015	<b>FIRST GAME AS A PREDATOR:</b> April 14, 2013 vs. Detroit
	<b>FIRST GOAL AS A PREDATOR:</b> Oct. 8, 2013 vs. Minnesota (Josh Harding)

## INTERNATIONAL RECORD

Sweden

Year	Event	GP	G	A	PTS	PIM
2011	U-18 WC	6	4	2	6	2
2012	U-18 WC	6	5	2	7	6
	WJC	6	0	1	1	2
2013	WJC	6	3	2	5	0
2014	WJC	7	4	8	12	2
2015	WC	8	8	1	9	10
2016	World Cup	4	1	1	2	2
2018	WC	4	2	1	3	0

## CAREER RECORD

### Regular Season

### Playoffs

SEASON	CLUB	LEAGUE	GP	G	A	PTS	PIM	GP	G	A	PTS	PIM
2009-10	Leksand U-18	Sweden-U18	31	21	16	37	22	4	5	3	8	0
	Leksand U-16	Sweden-U16	3	4	3	7	6	--	--	--	--	--
2010-11	Leksand Jr.	Sweden-Jr.	0	0	0	0	0	5	0	0	0	0
	Leksand Jr.	Sweden-Jr.	36	21	19	40	22	--	--	--	--	--
	Leksand	Sweden-2	10	1	0	1	0	6	0	1	1	0
2011-12	Leksand U-18	Sweden-U18	3	1	5	6	4	6	2	2	4	2
	Leksand	Sweden-2	43	8	9	17	33	10	2	1	3	0
	Leksand Jr.	Sweden-Jr.	6	0	1	1	2	--	--	--	--	--
2012-13	Leksand U-18	Sweden-U18	1	0	2	2	4	--	--	--	--	--
	Leksand	Sweden-2	38	15	18	33	16	9	5	4	9	6
2013-14	Nashville	NHL	5	0	1	1	0	--	--	--	--	--
	Nashville	NHL	13	1	4	5	4	--	--	--	--	--
2014-15	Milwaukee	AHL	47	15	19	34	14	3	1	1	2	0
	Nashville	NHL	82	26	37	63	24	6	4	2	6	4
2015-16	Nashville	NHL	82	33	31	64	47	14	2	2	4	2
2016-17	Nashville	NHL	82	31	27	58	32	22	9	7	16	14
2017-18	Nashville	NHL	67	26	38	64	38	13	7	9	16	2
<b>NHL/PREDATORS TOTALS</b>			<b>331</b>	<b>117</b>	<b>138</b>	<b>255</b>	<b>145</b>	<b>55</b>	<b>22</b>	<b>20</b>	<b>42</b>	<b>22</b>

## STATISTICAL BREAKDOWN

### Shootouts

Year	Team	GP	G	A	PTS	PIM	PP	SH	GW	S	%	+/-	TF	FW	F%	MIN	H	BS	S	G	S%	G/DG
2012-13	NSH	5	0	1	0	0	0	0	14	0.0%	-5	1	0	0	0.0%	15:28	3	0	0	0	.000	0
2013-14	NSH	13	1	4	5	4	1	0	20	5.0%	-8	0	0	0.0%	11:24	6	2	1	0	.000	0	
2014-15	NSH	82	26	37	63	24	6	0	6	237	11.0%	15	7	3	42.9%	17:19	108	28	8	3	.375	3
2015-16	NSH	82	33	31	64	47	8	1	3	247	13.4%	1	9	2	22.2%	19:03	114	41	6	2	.333	1
2016-17	NSH	82	31	27	58	32	3	3	9	234	13.2%	-4	18	5	27.8%	18:31	97	26	3	0	.000	0
2017-18	NSH	67	26	38	64	38	13	0	6	179	14.5%	27	9	4	44.4%	17:28	86	37	10	2	.200	1
<b>TOTALS</b>		<b>331</b>	<b>117</b>	<b>138</b>	<b>255</b>	<b>145</b>	<b>31</b>	<b>4</b>	<b>24</b>	<b>931</b>	<b>12.6%</b>	<b>26</b>	<b>44</b>	<b>14</b>	<b>31.8%</b>	<b>17:49</b>	<b>414</b>	<b>134</b>	<b>28</b>	<b>7</b>	<b>.250</b>	<b>5</b>



# DAN HAMHUIS

**DAN HAMHUIS**  
(DAN HAM-HOOS)  
Defense

**SHOOTS:** Left  
**HEIGHT:** 6-1  
**WEIGHT:** 204

**DOB:** December 13, 1982  
**BIRTHPLACE:** Smithers, B.C.  
**HOMETOWN:** Smithers, B.C.

## ACQUIRED

**July 24, 2018** - Signed as a free agent by Nashville.

**CAREER HIGHLIGHTS:** Has tallied 59 goals and 343 points in 1,031 games over 14 NHL seasons with Nashville, Vancouver and Dallas... Has the eighth-most games played since entering the NHL in 2003... Won a Gold Medal with Canada at the 2014 Winter Olympics... Spent the first six seasons of his career with Nashville, recording 32 goals, 161 points and 375 penalty minutes in 483 games.

**2017-18:** Played in 80 regular-season games for Dallas, his most since the 2011-12 season... Posted 24 points (3g-21a), his most in the last five seasons... Was third among Stars defensemen in points and average time on ice (20:11)... Played in his 1,000th career NHL game on Jan. 30 vs. Los Angeles.

**2016-17:** Appeared in 79 games for Dallas, recording 16 points (1g-15a)... Ranked fourth on Dallas in average time on ice (19:21)... Was fifth on the team in blocked shots with 100 and tied for fifth in hits with 93... Amassed 11 of his 16 points on home ice... Played in his 900th career NHL game on Dec. 11 at Chicago.

**CAREER NOTES:** Had 13 points (3g-10a) in 58 games with Vancouver in **2015-16**, his final season with the Canucks... Ranked third on the Canucks in average time on ice (21:24) and fourth in blocked shots (72)... Recorded his 300th career NHL point on March 7 at Los Angeles... Ranked second on Vancouver in average ice time at 21:31

**2014-15**, including an average of 2:14 while shorthanded... Posted the second-most assists (22) and points (23) among Canucks blue-liners... Had 23 points and 44 penalty minutes in 59 games... Played in his 800th career NHL game on March 12 vs. Los Angeles... Picked up an assist in six playoff games... Won gold with Canada at the 2015 World Championship... Tallied 22 points (5g-17a) in 79 games with the Canucks in **2013-14**... Set career highs in blocked shots (130), shots (150) and average time on ice (23:57)... Ranked third among Vancouver blue-liners in assists (17)... Played in his 700th career NHL game on Nov. 22 vs. Columbus... Recorded his 200th career NHL assist on Oct. 6 at Calgary... Posted four goals and 24 points in 47 games for Vancouver in **2012-13**... Ranked second on the Canucks in average time on ice (23:23) and blocked shots (63)... Recorded a career-long six-game point streak (2g-4a) from April 4-15... Had two points (1g-1a) in four playoff games against San Jose... Represented Canada at the 2013 World Championship... Played in all 82 games for the Canucks in **2011-12**, posting a career-high 33 assists and 37 points... Ranked sixth in the NHL and first on Vancouver in plus-minus at +29, tying his career high... Was third on the Canucks in blocked shots (99) and seventh in hits (103)... Played in his 600th career NHL game on Feb. 7 vs. Arizona... Recorded his 200th career NHL point on Dec. 17 at Toronto... Tied for first on the team in playoff assists with three in five games... Helped lead Vancouver

to the Stanley Cup Final in **2010-11**, his first season with the Canucks... Established a career-high +29 plus-minus rating, which tied for ninth in the NHL... Scored a career-high two goals on March 8 at Arizona... Played in his 500th career NHL game on Dec. 5 vs. St. Louis... Tallied six points (1g-5a) in 19 playoff games... Blocked 28 shots, which ranked second on the team... Played in his first career Stanley Cup Final, recording two hits before suffering a series-ending injury in Game 1 vs. Boston... Had 24 points (5g-19a) in 78 games with Nashville in **2009-10**... Ranked third on the Preds in average time on ice (21:15) and hits (148)... Recorded two assists in six playoff contests... Skated in all 82 games for the Predators in **2008-09**, posting 26 points (3g-23a)... Scoring one power-play goal, one shorthanded goal and one game-winning goal... Ranked second in the NHL in takeaways with 63... Recorded his 100th career NHL assist on Feb. 3... Played in his 400th career NHL game on March 31 at Columbus... Represented Canada at the 2009 World Championship... Led Nashville in time on ice per game (22:43) and ranked third among team defensemen in points (27) and assists (23) in **2007-08**... Represented Canada at the 2008 World Championship... Registered six goals and 20 points in 81 games with Nashville in 2006-07... Ranked second on the Preds in hits (121) and third in blocked shots (85)... Played in his 200th career NHL game on Dec. 30 vs. Boston... Had an assist in five playoff games... Earned a Gold Medal with Canada at the 2007 World Championship... Played in all 82 games for the first time in his career in **2005-06**... Established a career high in points (38) and power-play goals (4) and matched his career high in goals (7)... Ranked second on the team in plus-minus (+11)... Tallied a career-best seven multi-point games... Played in his 100th career NHL game on Nov. 24 vs. Los Angeles... Tallied two assists in five postseason games... Represented Canada at the 2006 World Championship... Spent the **2004-05** season with the AHL's Milwaukee Admirals, recording 51 points (13g-38a) in 76 games... Ranked second on the Admirals in assists and points... Played 80 games for Nashville in his rookie NHL season in **2003-04**... Established a career high in goals with seven... Recorded his first career goal, assist, point and multi-point game on Oct. 16 vs. St. Louis... Made his NHL debut on Oct. 9 vs. Anaheim... Had two assists in six postseason games.

**AMATEUR:** Spent four seasons with the Western Hockey League's Prince George Cougars, tallying 156 points (34g-122a) in 247 games... Served as an alternate captain for the Cougars in 2001-02 and 2000-01... Led Prince George defensemen in points in 2001-02 (60)... Earned a silver medal (2002) and bronze medal (2001) with Canada at the IIHF World Junior Championship.

**TRANSACTIONS:** **July 25, 2018** - Signed as a free agent by Nashville... **July 1, 2016** - Signed as a free agent by Dallas... **July 1, 2010** - Signed as a free agent by Vancouver... **June 25, 2010** - Acquired by Philadelphia for Pittsburgh's third-round pick (traded to Phoenix; Phoenix selected Harrison Ruopp) in the 2011 NHL Draft... **June 19, 2010** - Acquired by Philadelphia from Nashville for Ryan Parent... **June 23, 2001** - Nashville's first selection, 12th overall (first round) in the 2001 NHL Draft.

## VERSUS THE NHL WITH PREDATORS

	GP	G	A	PTS	PIM	GP	G	A	PTS	PIM
ANA	54	5	17	22	26	24	2	7	9	14
ARI	51	9	14	23	22	23	2	6	8	10
BOS	15	0	2	2	12	5	0	1	1	2
BUF	17	0	7	7	10	5	0	2	2	8
CGY	57	3	19	22	16	24	0	7	7	10
CAR	15	0	2	2	4	5	0	0	0	2
CHI	67	5	27	32	81	41	4	15	19	68
COL	57	1	17	18	28	24	1	5	6	12
CBJ	60	3	18	21	34	41	3	12	15	32
DAL	41	2	12	14	40	24	1	7	8	30
DET	58	3	12	15	36	42	3	10	13	26
EDM	56	1	12	13	39	24	0	5	5	14
FLA	16	2	6	8	2	7	1	3	4	2
LAK	52	4	7	11	30	23	1	4	5	20
MIN	52	6	14	20	38	24	4	7	11	16
MTL	16	0	3	3	10	5	0	3	3	4
NSH	24	0	10	10	16	-	-	-	-	-
NJD	16	0	2	2	10	6	0	1	1	8
NYI	15	0	4	4	4	5	0	1	1	4
NYR	15	0	1	1	8	5	0	0	0	4
OTT	17	1	6	7	6	4	1	0	1	0
PHI	15	0	6	6	13	5	0	2	2	6
PIT	16	3	7	10	6	6	1	5	6	4
STL	69	4	15	19	28	42	4	8	12	18
SJS	53	1	15	16	20	24	0	6	6	14
TBL	15	1	2	3	15	5	1	0	1	2
TOR	17	2	3	5	10	4	0	0	0	2
VAN	30	1	10	11	31	24	1	9	10	31
VGR	3	0	1	1	4	-	-	-	-	-
WSH	15	0	6	6	6	5	0	1	1	4
WPG	27	2	7	9	16	7	2	2	4	8






# DAN HAMHUIS



## CAREER RECORD

SEASON	CLUB	LEAGUE	Regular Season					Playoffs				
			GP	G	A	PTS	PIM	GP	G	A	PTS	PIM
1997-98	Smithers A's	BCAHA	59	59	72	131	59	--	--	--	--	--
1998-99	Prince George	WHL	56	1	3	4	45	7	1	2	3	8
1999-00	Prince George	WHL	70	10	23	33	140	13	2	3	5	35
2000-01	Prince George	WHL	62	13	46	59	125	6	2	3	5	15
2001-02	Prince George	WHL	59	10	50	60	135	7	0	5	5	16
2002-03	Milwaukee	AHL	68	6	21	27	81	--	--	--	--	--
2003-04	Nashville	NHL	80	7	19	26	57	6	0	2	2	6
2004-05	Milwaukee	AHL	76	13	38	51	85	--	--	--	--	--
2005-06	Nashville	NHL	82	7	31	38	70	5	0	2	2	2
2006-07	Nashville	NHL	81	6	14	20	66	5	0	1	1	2
2007-08	Nashville	NHL	80	4	23	27	66	6	1	1	2	6
2008-09	Nashville	NHL	82	3	23	26	67	--	--	--	--	--
2009-10	Nashville	NHL	78	5	19	24	49	6	0	2	2	2
2010-11	Vancouver	NHL	64	6	17	23	34	19	1	5	6	6
2011-12	Vancouver	NHL	82	4	33	37	46	5	0	3	3	6
2012-13	Vancouver	NHL	47	4	20	24	12	4	1	1	2	8
2013-14	Vancouver	NHL	79	5	17	22	26	--	--	--	--	--
2014-15	Vancouver	NHL	59	1	22	23	44	6	0	1	1	16
2015-16	Vancouver	NHL	58	3	10	13	28	--	--	--	--	--
2016-17	Dallas	NHL	79	1	15	16	23	--	--	--	--	--
2017-18	Dallas	NHL	80	3	21	24	33	--	--	--	--	--
<b>NHL TOTALS</b>			<b>1031</b>	<b>59</b>	<b>284</b>	<b>343</b>	<b>621</b>	<b>62</b>	<b>3</b>	<b>18</b>	<b>21</b>	<b>54</b>
<b>PREDATORS TOTALS</b>			<b>483</b>	<b>32</b>	<b>129</b>	<b>161</b>	<b>375</b>	<b>28</b>	<b>1</b>	<b>8</b>	<b>9</b>	<b>18</b>



## CAREER HIGHLIGHTS

<b>MOST GOALS, GAME:</b> 2 - March 8, 2011 at Phoenix	<b>CAREER HAT TRICKS:</b> None
<b>MOST ASSISTS, GAME:</b> 4 - March 4, 2004 at Pittsburgh	<b>CAREER PENALTY SHOTS:</b> None
<b>MOST POINTS, GAME:</b> 5 - (1g-4a) March 4, 2004 at Pittsburgh	<b>CAREER OVERTIME POINTS:</b> 7 (2g-5a)
<b>MOST PIM, GAME:</b> 17 - Jan. 26, 2007 at Chicago	<b>FIRST NHL GAME:</b> Oct. 9, 2003 vs. Anaheim
<b>MOST SHOTS, GAME:</b> 7 - Dec. 13, 2005 at Florida	<b>FIRST NHL GOAL:</b> Oct. 16, 2003 vs. St. Louis (Chris Osgood)
<b>LONGEST GOAL-SCORING STREAK:</b> 2 - four times, last: (2g) March 5-7, 2016	<b>FIRST GAME AS A PREDATOR:</b> Oct. 9, 2003 vs. Anaheim
<b>LONGEST ASSIST STREAK:</b> 4 - three times, last: (4a) Nov. 4-11, 2011	<b>FIRST GOAL AS A PREDATOR:</b> Oct. 16, 2003 vs. St. Louis (Chris Osgood)
<b>LONGEST POINT-SCORING STREAK:</b> 6 - (2g-4a) April 4-15, 2013	

## INTERNATIONAL RECORD

Canada

Year	Event	GP	G	A	PTS	PIM
2008	WJC	7	0	0	0	2
2009	WJC	6	3	6	9	6
2013	WC	1	0	0	0	0
2014	Olympics	1	0	0	0	0

## STATISTICAL BREAKDOWN

### Shootouts

Year	Team	GP	G	A	PTS	PP	SH	GW	S	%	+/-	TF	FW	F%	MIN	H	BS	S	G	S%	GDG
2003-04	NSH	80	7	19	26	57	2	0	4	115	6.1%	-12	0	0	0.0%	22:08	--	--	--	--	--
2005-06	NSH	82	7	31	38	70	4	1	1	135	5.2%	11	0	0	0.0%	22:34	113	100	0	0	.000
2006-07	NSH	81	6	14	20	66	0	0	1	84	7.1%	8	1	0	0.0%	21:20	121	85	0	0	.000
2007-08	NSH	80	4	23	27	66	1	0	1	127	3.1%	-4	0	0	0.0%	22:44	162	69	0	0	.000
2008-09	NSH	82	3	23	26	67	1	1	1	135	2.2%	-4	0	0	0.0%	22:50	133	113	0	0	.000
2009-10	NSH	78	5	19	24	49	0	0	0	115	4.3%	4	0	0	0.0%	21:15	148	95	0	0	.000
2010-11	VAN	64	6	17	23	34	2	0	1	109	5.5%	29	0	0	0.0%	22:41	76	89	0	0	.000
2011-12	VAN	82	4	33	37	46	1	0	0	140	2.9%	29	0	0	0.0%	23:26	103	99	0	0	.000
2012-13	VAN	47	4	20	24	12	0	1	0	61	6.6%	9	0	0	0.0%	23:23	47	63	0	0	.000
2013-14	VAN	79	5	17	22	26	0	0	0	150	3.3%	13	0	0	0.0%	23:57	87	130	0	0	.000
2014-15	VAN	59	1	22	23	44	1	0	0	82	1.2%	0	0	0	0.0%	21:32	82	71	0	0	.000
2015-16	VAN	58	3	10	13	28	1	0	1	72	4.2%	-2	0	0	0.0%	21:25	64	72	0	0	.000
2016-17	DAL	79	1	15	16	23	1	0	0	83	1.2%	-7	0	0	0.0%	19:22	93	100	0	0	.000
2017-18	DAL	80	3	21	24	33	0	0	1	66	4.5%	-6	1	0	0.0%	20:11	82	113	0	0	.000
<b>TOTALS</b>		<b>1031</b>	<b>59</b>	<b>284</b>	<b>343</b>	<b>621</b>	<b>14</b>	<b>3</b>	<b>11</b>	<b>1474</b>	<b>4.0%</b>	<b>68</b>	<b>2</b>	<b>0</b>	<b>0.0%</b>	<b>22:02</b>	<b>1311</b>	<b>1199</b>	<b>0</b>	<b>0</b>	<b>.000</b>



# RYAN HARTMAN

## RYAN HARTMAN

(RIGH-uhn HAHRT-man)  
Right Wing

**SHOOTS:** Right

**HEIGHT:** 6-0

**WEIGHT:** 181

**DOB:** Sept. 20, 1994

**BIRTHPLACE:** Hilton Head Island, South Carolina

**HOMETOWN:** Hilton Head Island, South Carolina

## ACQUIRED

**February 26, 2018**

Acquired from Chicago with a fifth-round pick (Spencer Stastney) in the 2018 NHL Draft for a first-round (Nicolas Beaudin) and fourth-round pick (Philipp Kurashev) in the 2018 NHL Draft along with forward Victor Ejdsell.

**2017-18:** Scored a combined 11 goals and 31 points in 78 games with Nashville and Chicago... Tallied six points (3g-3a) in 21 games with the Predators after being acquired on Feb. 26... Scored the game-winning goal in his Predators debut on Feb. 27 at Winnipeg... Had eight goals and 17 assists in 57 games with the Blackhawks... Registered a career-high five points (1g-4a) in Chicago's season-opener vs. Pittsburgh. **PLAYOFFS:** Tallied three points (2g-1a) in nine postseason games for Nashville... Scored the game-winning goal in Game Two of the Preds' First Round series vs. Colorado.

**2016-17:** Tallied 19 goals and 31 points in 76 games for Chicago, all of which led team rookies... Notched his first career hat trick on Jan. 8 vs. Nashville... Scored his first career NHL goal on Oct. 12 vs. St. Louis. **PLAYOFFS:** Held scoreless in four playoff appearances for Chicago.

**CAREER/AMATEUR NOTES:** Spent the 2015-16 season between Chicago and the AHL's Rockford IceHogs... Played in three NHL games for Chicago, picking up an assist... Had 35 points (15g-20a) in 61 games with Rockford... Played in five games for the Blackhawks in 2014-15, including his NHL debut on Feb. 13 vs. New Jersey... Recorded AHL career highs in assists (24) and points (37) with Rockford... Skated in nine games with Rockford in 2013-14, his rookie professional season... Scored his first AHL goal on April 18 vs. Chicago... Tallied 53 points (25g-28a) with the Ontario Hockey League's Plymouth Whalers before turning pro... Led the Whalers in assists and was second in goals... Had two goals and two assists for the U.S. at the 2014 World Junior Championship... Tied for third on the Whalers in points with 60 in 2012-13, his first OHL season... Won gold with the U.S. at the 2013 World Junior Champion-

ship... Spent two seasons with the U.S. National Team Development Program, ranking second on the team in points in 2011-12 and first in 2010-11.

**TRANSACTIONS:** **February 26, 2018** - Acquired from Chicago with a fifth-round pick (Spencer Stastney) in the 2018 NHL Draft for a first-round (Nicolas Beaudin) and fourth-round pick (Philipp Kurashev) in the 2018 NHL Draft along with forward Victor Ejdsell.

## VERSUS THE NHL WITH PREDATORS

	GP	G	A	PTS	PIM	GP	G	A	PTS	PIM
ANA	6	1	3	4	4	1	0	1	1	0
ARI	5	2	2	4	0	1	0	0	0	0
BOS	3	0	0	0	2	-	-	-	-	-
BUF	4	3	0	3	0	2	1	0	1	0
CGY	4	1	0	1	2	-	-	-	-	-
CAR	3	0	1	1	2	-	-	-	-	-
CHI	-	-	-	-	-	-	-	-	-	-
COL	9	2	1	3	8	2	0	1	1	2
CBJ	5	0	2	2	4	1	0	0	0	0
DAL	10	3	3	6	13	1	1	0	1	2
DET	5	0	3	3	2	-	-	-	-	-
EDM	7	1	2	3	27	1	0	1	1	0
FLA	5	0	0	0	4	1	0	0	0	0
LAK	5	0	0	0	0	-	-	-	-	-
MIN	12	3	1	4	4	2	0	0	0	2
MTL	4	0	0	0	2	-	-	-	-	-
NSH	8	3	1	4	6	-	-	-	-	-
NJD	5	0	0	0	7	1	0	0	0	2
NYI	3	0	1	1	17	-	-	-	-	-
NYR	4	0	2	2	0	-	-	-	-	-
OTT	4	0	1	1	4	-	-	-	-	-
PHI	3	0	0	0	0	-	-	-	-	-
PIT	5	1	5	6	0	-	-	-	-	-
STL	7	2	1	3	6	-	-	-	-	-
SJS	5	1	1	2	4	1	0	0	0	2
TBL	4	0	1	1	4	1	0	0	0	2
TOR	5	1	0	1	4	1	0	0	0	0
VAN	6	4	0	4	4	1	0	0	0	2
VGK	2	0	1	1	4	-	-	-	-	-
WSH	5	1	1	2	8	1	0	0	0	0
WPG	9	1	0	1	2	3	1	0	1	0



## CAREER HIGHLIGHTS

<b>MOST GOALS, GAME:</b> 3 - Jan. 8, 2017 vs. Nashville	<b>CAREER HAT TRICKS:</b> 1 - Jan. 8, 2017 vs. Nashville (Pekka Rinne)
<b>MOST ASSISTS, GAME:</b> 4 - Oct. 5, 2017 vs. Pittsburgh	<b>CAREER PENALTY SHOTS:</b> None
<b>MOST POINTS, GAME:</b> 5 - Oct. 5, 2017 vs. Pittsburgh	<b>CAREER OVERTIME POINTS:</b> 1 (1g)
<b>MOST PIM, GAME:</b> 17 - Feb. 18, 2017 vs. Edmonton	<b>FIRST NHL GAME:</b> Feb. 2, 2015 vs. New Jersey
<b>MOST SHOTS, GAME:</b> 6 - March 18, 2017 at Toronto	<b>FIRST NHL GOAL:</b> Oct. 12, 2016 vs. St. Louis (Jake Allen)
<b>LONGEST GOAL-SCORING STREAK:</b> 3 - (3g) Feb. 2-8, 2017	<b>FIRST GAME AS A PREDATOR:</b> Feb. 27, 2018 at Winnipeg
<b>LONGEST ASSIST STREAK:</b> 2 - four times, last: (3a) Jan. 3-7, 2018	<b>FIRST GOAL AS A PREDATOR:</b> Feb. 27, 2018 at Winnipeg (Connor Hellebuyck)
<b>LONGEST POINT-SCORING STREAK:</b> 3 - twice, last: (1g-2a) Feb. 24-March 1, 2018	

## INTERNATIONAL RECORD

Canada

Year	Event	GP	G	A	PTS	PIM
2012	U-18 WC	6	2	4	6	22
2013	WJC	7	2	1	3	16
2014	WJC	5	2	2	4	4

## CAREER RECORD

SEASON	CLUB	LEAGUE	Regular Season					Playoffs				
			GP	G	A	PTS	PIM	GP	G	A	PTS	PIM
2010-11	U.S. NTDP	USHL	35	12	8	20	59	4	5	3	8	0
	U.S. NTDP	U-17	52	22	12	34	88	--	--	--	--	--
	U.S. NTDP	U-18	4	0	1	1	4	5	0	0	0	0
2011-12	U.S. NTDP	USHL	24	7	9	16	46	--	--	--	--	--
	U.S. NTDP	U-18	59	16	25	41	136	6	0	1	1	0
2012-13	Plymouth	OHL	56	23	37	60	120	6	2	2	4	2
	Plymouth	OHL	52	25	28	53	91	10	2	1	3	0
2013-14	Rockford	AHL	9	3	4	7	8	--	--	--	--	--
	Rockford	AHL	69	13	24	37	120	--	--	--	--	--
2014-15	Chicago	NHL	5	0	0	0	2	9	5	4	9	6
	Rockford	AHL	61	15	20	35	129	--	--	--	--	--
2015-16	Chicago	NHL	3	0	1	1	0	--	--	--	--	--
	Chicago	NHL	76	19	12	31	70	3	1	1	2	0
2016-17	Chicago	NHL	57	8	17	25	58	6	4	2	6	4
	Nashville	NHL	21	3	3	6	14	14	2	2	4	2
<b>NHL TOTALS</b>			<b>162</b>	<b>30</b>	<b>33</b>	<b>63</b>	<b>144</b>	<b>32</b>	<b>2</b>	<b>1</b>	<b>3</b>	<b>24</b>
<b>PREDATORS TOTALS</b>			<b>21</b>	<b>3</b>	<b>3</b>	<b>6</b>	<b>14</b>	<b>14</b>	<b>2</b>	<b>2</b>	<b>4</b>	<b>2</b>

## STATISTICAL BREAKDOWN

Year	Team	GP	G	A	PTS	PIM	PP	SH	GW	S	% S	+/-	TF	FW	F%	MIN	H	BS	Shootouts			
																			S	G	S%	GDG
2014-15	CHI	5	0	0	0	2	0	0	0	8	0.0%	-1	0	0	0.0%	8:17	11	2	0	0	.000	0
2015-16	CHI	3	0	1	1	0	0	0	3	0.0%	-1	4	1	25.0%	9:14	5	3	0	0	.000	0	
2016-17	CHI	76	19	12	31	70	1	0	4	170	11.2%	13	62	25	40.3%	12:46	121	30	0	0	.000	0
2017-18	CHI	57	8	17	25	58	1	0	0	96	8.3%	5	195	90	46.2%	12:48	94	25	0	0	.000	0
	NSH	21	3	3	6	14	0	0	2	33	9.1%	-4	8	3	37.5%	13:04	19	13	0	0	.000	0
<b>TOTALS</b>		<b>162</b>	<b>30</b>	<b>33</b>	<b>63</b>	<b>144</b>	<b>2</b>	<b>0</b>	<b>6</b>	<b>310</b>	<b>9.7%</b>	<b>12</b>	<b>269</b>	<b>119</b>	<b>44.2%</b>	<b>12:42</b>	<b>250</b>	<b>73</b>	<b>0</b>	<b>0</b>	<b>.000</b>	<b>0</b>



# MATT IRWIN

**Matt Irwin**  
(matt UHR-wihn)  
Defense

**SHOOTS:** Left  
**HEIGHT:** 6-2  
**WEIGHT:** 210  
**DOB:** November 29, 1987  
**BIRTHPLACE:** Brentwood Bay, British Columbia  
**HOMETOWN:** Brentwood Bay, British Columbia

**ACQUIRED**  
**July 1, 2016** - Signed as a free agent by Nashville.

**2017-18:** Skated in 50 games while posting two goals, six assists and eight points... Scored both of his goals over a three-game span (Nov. 3 at Anaheim, Nov. 7 at Columbus)... **PLAYOFFS:** Appeared in 12 of 13 contests, going scoreless.

**2016-17:** Appeared in a career-high 74 games while recording three goals, 14 points, 115 hits and 121 blocks... Played in his 200th NHL game on Feb. 2 vs. Edmonton... Matched a career high with a goal in three consecutive games from Nov. 1-5 (3g-1a)... Earned his first point/goal as a Predator on Nov. 1 at Colorado... **PLAYOFFS:** Appeared in all 22 games and recorded two assists.

**CAREER NOTES/AMATEUR:** Started the **2015-16** season with Boston (NHL), appearing in its first two games of the campaign, before being assigned to Providence (AHL) for the duration on Oct. 12... Led Providence Bruin defensemen in points (5g-25a-30pts), assists, power-play points (3g-13a-26pts), power-play goals and power-play assists... Spent the entire **2014-15** season with San Jose, scoring a career-high eight goals - third most among Sharks blueliners - and tying

a personal best in points (19)... Scored his first career game-winning goal on Jan. 29, 2015 vs. Anaheim... Played his first full NHL campaign in **2013-14**, suiting up for a career-high 62 games for San Jose, while notching career highs in points (2g-17a-19pts), assists and penalty minutes (35)... Played in his 100th NHL game on April 12, 2014 at Phoenix... Dressed for a pair of 2014 Stanley Cup Playoff games, scoring his first postseason goal in Game Seven of the Western Conference Quarterfinals on April 30 vs. San Jose... Started the **2012-13** season with Worcester (AHL), before a January recall to San Jose. Appeared in 38 of the Sharks 48 games during his rookie season - the only full-time rookie on the team - setting a career high and ranking second among club defense-

men in power-play goals (4). His man-advantage goal total also tied for second among all League rookies... Named 2013 Sharks Rookie of the Year... Notched his first career point/assist on Jan. 24 vs. Phoenix, and scored his first career goal 48 hours later vs. Colorado... Played in all 11 of San Jose's 2013 Stanley Cup Playoff games - a four-game sweep of Vancouver in the Western Conference Quarterfinals, and a seven-game loss to Los Angeles in the Western Conference Semifinals... Notched his first postseason point/assist on the game-winning goal in Game Three of the WCQ vs. Vancouver (May 5)... Tied for eighth among AHL blueliners in assists (31), and for ninth in goals (11) and points (31) with Worcester in 2011-12... Led all AHL defensemen in power-play goals (9) in **2011-12**... Played in the 2012 AHL All-Star Game... Ranked second among AHL rookie defensemen in power-play goals (6), tied for fourth in goals (10), ninth in points (31) and 10th in assists (21) with Worcester in **2010-11**... Posted 42 points (14g-28a) in 67 NCAA games with UMass-Amherst from 2008-10... Ranked eighth among Hockey East defensemen in points (7g-17a-24pts) and tied for second among conference blueliners in power-play goals (6) in **2009-10**... Named to the 2010 Hockey East All-Academic Team... Signed an entry-level contract with San Jose upon the completion of his sophomore season at UMass, and joined Worcester for three regular-season games and one postseason contest... Ranked second among Hockey East rookie defensemen in points (7g-11a-18pts) in **2008-09**... Spent three seasons with the BCHL's Nanaimo Clippers from 2005-08, posting 111 points (41g-70a) in 178 games... Named the BCHL Coastal Conference Best Defenseman in both 2007 and 2008.

**TRANSACTIONS:** **July 1, 2016** - Signed as a free agent by Nashville... **July 10, 2015** - Signed as a free agent by Boston... **March 23, 2010** - Signed as a free agent by San Jose.

## VERSUS THE NHL WITH PREDATORS

	GP	G	A	PTS	PIM	GP	G	A	PTS	PIM
ANA	14	3	2	5	2	4	1	0	1	0
ARI	15	2	5	7	4	4	1	0	1	0
BOS	7	0	2	2	2	4	0	0	0	2
BUF	5	0	3	3	2	2	0	3	3	0
CGY	14	0	1	1	6	4	0	0	0	2
CAR	8	1	1	2	0	4	1	1	2	0
CHI	11	0	3	3	0	6	0	1	1	0
COL	15	3	1	4	6	9	1	0	1	4
CBJ	8	1	2	3	8	4	1	0	1	4
DAL	15	0	0	0	11	6	0	0	0	2
DET	7	1	0	1	2	2	0	0	0	0
EDM	10	0	2	2	6	3	0	1	1	2
FLA	7	0	0	0	0	4	0	0	0	0
LAK	14	2	1	3	6	4	0	0	0	2
MIN	16	0	5	5	2	9	0	1	1	0
MTL	8	1	1	2	10	3	0	0	0	0
NSH	5	1	1	2	0	-	-	-	-	-
NJD	6	0	1	1	0	3	0	1	1	0
NYI	5	0	1	1	0	2	0	0	0	0
NYR	6	0	1	1	0	3	0	0	0	0
OTT	6	0	1	1	2	2	0	0	0	0
PHI	8	1	3	4	2	4	0	1	1	0
PIT	5	0	1	1	2	3	0	1	1	0
STL	13	2	6	8	4	7	0	3	3	2
SJS	4	0	1	1	2	4	0	1	1	2
TBL	6	0	3	3	6	4	0	1	1	4
TOR	6	0	0	0	0	3	0	0	0	0
VAN	14	1	2	3	4	6	0	1	1	2
VGK	1	0	0	0	0	1	0	0	0	0
WSH	8	2	1	3	4	4	0	1	1	2
WPG	12	0	0	0	4	6	0	0	0	4



## CAREER HIGHLIGHTS

<b>MOST GOALS, GAME:</b> 2 - Oct. 14, 2014 at Washington	<b>CAREER HAT TRICKS:</b> None
<b>MOST ASSISTS, GAME:</b> 2 - four times, last: Feb. 28, 2017 at Buffalo	<b>CAREER PENALTY SHOTS:</b> None
<b>MOST POINTS, GAME:</b> 2 - nine times, last: (2a) Feb. 28, 2017 at Buffalo	<b>CAREER OVERTIME POINTS:</b> None
<b>MOST PIM, GAME:</b> 10 - March 8, 2014 vs. Montreal	<b>FIRST NHL GAME:</b> Jan. 20, 2013 at Calgary
<b>MOST SHOTS, GAME:</b> 8 - March 10, 2013 at Colorado	<b>FIRST NHL GOAL:</b> Jan. 26, 2013 vs. Colorado (Semyon Varlamov)
<b>LONGEST GOAL-SCORING STREAK:</b> 3 - twice, last: (3g) Nov. 1-5, 2016	<b>FIRST GAME AS A PREDATOR:</b> Oct. 27, 2016 at Los Angeles
<b>LONGEST ASSIST STREAK:</b> 3 - (3a) Dec. 12-17, 2013	<b>FIRST GOAL AS A PREDATOR:</b> Nov. 1, 2016 at Colorado (Semyon Varlamov)
<b>LONGEST POINT-SCORING STREAK:</b> 5 - (2g-3a) Feb. 26-March 14, 2018	

### CAREER RECORD

SEASON	CLUB	LEAGUE	Regular Season					Playoffs						
			GP	G	A	PTS	PIM	GP	G	A	PTS	PIM		
2004-05	Saanich	VJHL	--	--	--	--	--	--	--	--	--	--	--	--
	Nanaimo	BCHL	3	0	0	0	2	--	--	--	--	--	--	--
2005-06	Nanaimo	BCHL	56	3	6	9	41	5	0	1	1	4		
2006-07	Nanaimo	BCHL	60	22	27	49	67	24	10	4	14	18		
2007-08	Nanaimo	BCHL	59	16	37	53	40	--	--	--	--	--		
2008-09	UMass Amherst	NCAA	31	7	11	18	8	--	--	--	--	--		
2009-10	UMass Amherst	NCAA	36	7	17	24	16	--	--	--	--	--		
	Worcester	AHL	3	0	0	0	2	1	0	0	0	0		
2010-11	Worcester	AHL	72	10	21	31	43	--	--	--	--	--		
2011-12	Worcester	AHL	71	11	31	42	48	--	--	--	--	--		
2012-13	San Jose	NHL	38	6	6	12	10	11	0	1	1	4		
	Worcester	AHL	35	1	14	15	26	--	--	--	--	--		
2013-14	San Jose	NHL	62	2	17	19	35	2	1	0	1	0		
2014-15	San Jose	NHL	53	8	11	19	18	--	--	--	--	--		
2015-16	Boston	NHL	2	0	0	0	0	--	--	--	--	--		
	Providence	AHL	64	5	25	30	27	2	0	0	0	0		
2016-17	Nashville	NHL	74	3	11	14	26	22	0	2	2	4		
2017-18	Nashville	NHL	50	2	6	8	8	12	0	0	0	2		
<b>NHL TOTALS</b>			<b>279</b>	<b>21</b>	<b>51</b>	<b>72</b>	<b>97</b>	<b>47</b>	<b>1</b>	<b>3</b>	<b>4</b>	<b>10</b>		
<b>PREDATORS TOTALS</b>			<b>124</b>	<b>5</b>	<b>7</b>	<b>22</b>	<b>34</b>	<b>34</b>	<b>0</b>	<b>2</b>	<b>2</b>	<b>6</b>		

### STATISTICAL BREAKDOWN

Year	Team	GP	G	A	PTS	PIM	PP	SH	GW	S	%	+/-	TF	FW	F%	MIN	H	BS	Shootouts			
																			S	G	S%	GDG
2012-13	SJS	38	6	6	12	10	4	0	0	79	7.6%	-1	0	0	0.0%	19:06	39	65	0	0	.000	0
2013-14	SJS	62	2	17	19	35	1	0	0	147	1.4%	5	1	0	0.0%	18:49	62	93	0	0	.000	0
2014-15	SJS	53	8	11	19	18	1	0	1	93	8.6%	3	0	0	0.0%	17:01	55	65	1	0	.000	0
2015-16	BOS	2	0	0	0	0	0	0	0	3	0.0%	-5	0	0	0.0%	14:56	1	0	0	0	.000	0
2016-17	NSH	74	3	11	14	26	0	0	1	98	3.1%	15	0	0	0.0%	16:16	115	121	0	0	.000	0
2017-18	NSH	50	2	6	8	8	0	0	0	62	3.1%	2	0	0	0.0%	13:26	78	54	0	0	.000	0
<b>TOTALS</b>		<b>279</b>	<b>21</b>	<b>51</b>	<b>72</b>	<b>97</b>	<b>6</b>	<b>0</b>	<b>2</b>	<b>482</b>	<b>4.4%</b>	<b>19</b>	<b>1</b>	<b>0</b>	<b>0.0%</b>	<b>16:51</b>	<b>350</b>	<b>398</b>	<b>1</b>	<b>0</b>	<b>.000</b>	<b>0</b>



# CALLE JARNKROK

**CALLE JARNKROK**  
(KAHL-eh YAHRN-krohk)  
Center

**SHOOTS:** Right  
**HEIGHT:** 5-11  
**WEIGHT:** 186  
**DOB:** September 25, 1991  
**BIRTHPLACE:** Gavle, Sweden  
**HOMETOWN:** Gavle, Sweden

**ACQUIRED**  
**March 5, 2014** - Acquired from Detroit along with Patrick Eaves and a second-round selection in the 2014 NHL Draft (traded to San Jose; San Jose selected Julius Bergman) for David Legwand.

## VERSUS THE NHL

	GP	G	A	PTS	PIM
ANA	13	2	2	4	2
ARI	11	2	0	2	6
BOS	8	1	2	3	0
BUF	6	1	3	4	0
CGY	12	1	2	3	4
CAR	8	0	3	3	4
CHI	20	3	2	5	0
COL	19	2	3	5	2
CBJ	7	4	1	5	2
DAL	21	6	4	10	7
DET	8	0	1	1	2
EDM	11	0	5	5	0
FLA	7	2	5	7	0
LAK	12	2	4	6	4
MIN	18	3	6	9	2
MTL	8	1	1	2	8
NSH	-	-	-	-	-
NJD	7	0	1	1	2
NYI	8	1	2	3	0
NYR	7	1	2	3	0
OTT	8	1	0	1	0
PHI	8	2	0	2	0
PIT	7	3	1	4	8
STL	19	4	2	6	4
SJS	11	4	3	7	6
TBL	7	0	3	3	0
TOR	7	1	1	2	2
VAN	11	4	3	7	0
VSK	3	1	0	1	0
WGH	8	0	3	3	4
WPG	16	4	2	6	4

**2017-18:** Posted career highs in points (35) and assists (19) while skating in 68 games... Tied a career high with 16 goals... Finished with a 51.3 face-off percentage, the best of his career, and 31 blocked shots, also a career high... Recorded his second career three point game, and first career three-assist game, on Jan. 20 vs. Florida. **PLAY-OFFS:** Appeared in seven games and recorded one assist.

**2016-17:** Finished with career highs in assists (16), points (31), hits (49) and blocks (29)... On Jan. 10 vs. Vancouver, he became the first player in franchise history to score a shorthanded goal in overtime... His game-winner at 4:58 of overtime was the latest OT goal in franchise history... Became just the second player since the 1983-84 season - when the 5:00 overtime was introduced in the regular season - to score a shorthanded overtime goal at 4:58 or later... Recorded a career-high seven shots on Jan. 6 at Florida... Played in his 200th NHL game on Dec. 22 vs. Los Angeles. **PLAYOFFS:** Recorded seven points (2g-5a) in 21 games... Tied for third on the team with three power-play points.

**2015-16:** Appeared in all but one of Nashville's regular-season games, more than doubling his previous career high in goals (16)... Scored three power-play goals, one shorthanded goal and four game-winning goals. Had one career game winner, and zero special-teams markers entering the season. His game-winning goal total ranked second on the team... Increased his year-over-year average ice time by 3:17... The team posted a 12-3-1 record when he scored a goal... Ranked second among Nashville forwards in average shorthanded time on ice (1:57)... Notched a pair of multi-goal performances - the first two of his career - on Nov. 14 vs. Winnipeg and Feb. 13 at Florida... Played in his 100th career NHL game on Nov. 12, 2015 vs. Toronto. **PLAYOFFS:** Posted one assist while appearing in all 14 of Nashville's postseason contests.

**2014-15:** Suited up for 74 games during his first full NHL season... Ranked third among rookie forwards in average shorthanded ice time (1:30), and 12th in games played... Scored six of his seven goals on the road... Tallied his first career game-winning goal on Jan. 10 at Minnesota. **PLAYOFFS:** Appeared in all six of Nashville's postseason contests, recording assists in his playoff debut - Game One of the Western Conference Quarterfinals vs. Chicago - and Game Two of the series... One of just two rookies to win more than half the faceoffs he took during the playoffs (50.6 percent, Bo Horvat).

**2013-14:** Led the Predators in shooting percentage (15.4) and ranked third on the team in plus/minus (+7) after receiving his first career recall on March 20... Posted nine points (2g-7a) in his first 12 NHL games, including his first multi-point performance in the season finale on April 13 at Minnesota... Posted five points (1g-4a) in the first five contests of his NHL career, the second-longest point streak by a Predators player in the first games of their NHL career (Marek Zidlicky, six games, Oct. 9-23, 2003)... Converted on his first career shootout attempt on March 25 vs. Colorado... Posted an assist, and a +2 rating in his NHL debut on March 21 at Calgary... Notched a point in all six regular-season games he played for Milwaukee (AHL) after joining the

organization, helping the team go 5-1-0 while amassing nine points (5g-4a) and a +7 rating... Tied for seventh in the AHL in plus/minus rating (+26)... Helped Sweden to a bronze medal while participating in his third consecutive World Championship tournament... Tied for second on the Swedes with a +3 rating in 10 games at Worlds.

**AMATEUR/CAREER NOTES:** Tied for eighth in the Swedish Elite League (Elitserien) in points (13g-29A-42pts), and for sixth in assists, with Brynas in 2012-13... Tied for fourth in the 2012-13 Elitserien in power-play points (5g-14a-19pts), and for third in man-advantage assists... Helped Sweden win the 2013 World Championship, notching an assist while appearing in all 10 of the nation's games... Helped Brynas win the 2012 Le Mat Trophy as Elitserien champions on a team that also included Predators defenseman Mattias Ekholm... Ranked among the Top 20 in Elitserien goals (T-12th, 16), points (14th, 39), assists (18th, 23) and power-play goals (T-11th, 6) in 2011-12... Tied for third in the 2011-12 Swedish League in game-winning goals (6), and ranked fourth in shooting percentage (14.7)... Ranked second among all skaters in 2012 postseason plus/minus rating (+12) and assists (tie, 12), for fourth in points (16) and 10th in goals (4)... Made his World Championship debut in 2012, notching an assist while playing in all eight of Sweden's games... A finalist for the 2011 Elitserien Rookie of the Year Award (won by Ekholm) after leading all league junior players in goals (11) and points (27), and tying for second in assists (16) in 2010-11 with Brynas... Tied for 10th among all skaters in game-winning goals as a 19-year-old in 2010-11 (4)... Tied for first among junior players in goals during the 2011 postseason with three in three games. The other two junior players with three goals did it in 18 games... Tied for third on Team Sweden in points (2g-3a) at the 2011 World Junior Championship, helping it reach the Bronze Medal Game... Split the 2009-10 season between Brynas' junior and senior teams... Ranked second in the Swedish junior league in points per game during the 2009-10 season (1.63), while tying for 14th among Elitserien junior players in points (4g-6a-10pts)... Spent the majority of the 2008-09 season with Brynas' junior team, helping it win the league title... Tied for sixth during the 2009 playoffs in goals (4) and for 11th in points (7)... Tied for fourth among all skaters in assists (7) at the 2009 Under-18 World Championship, while tying for second on the Swedes in points (2g-7a).

**BACKGROUND:** Nickname: Jarnny... On Twitter @jarnkrok... Favorites include Virago (Nashville restaurant), 300 (movie), Spain (vacation destination) and Henrik Zetterberg (NHL player to watch)... His father, Tony, played nine seasons in Sweden's second and third professional divisions, primarily for Gavle GIK from 1974-83... First cousins with Carolina Hurricanes forward Elias Lindholm.

**TRANSACTIONS:** **March 5, 2014** - Acquired from Detroit along with Patrick Eaves and a second-round selection in the 2014 Entry Draft (traded to San Jose; San Jose selected Julius Bergman) for David Legwand... **June 26, 2010** - Detroit's second choice, 51st overall (second round), in the 2010 NHL Draft.



## CAREER HIGHLIGHTS

<b>MOST GOALS, GAME:</b> 2 - twice, last: Feb. 13, 2016 at Florida	<b>CAREER HAT TRICKS:</b> None
<b>MOST ASSISTS, GAME:</b> 3 - Jan. 20, 2018 vs. Florida	<b>CAREER PENALTY SHOTS:</b> None
<b>MOST POINTS, GAME:</b> 3 - twice, last: (3a) Jan. 20, 2018 vs. Florida	<b>CAREER OVERTIME POINTS:</b> 3 (2g-1a)
<b>MOST PIM, GAME:</b> 5 - Feb. 12, 2017 vs. Dallas	<b>FIRST NHL GAME:</b> March 21, 2014 at Calgary
<b>MOST SHOTS, GAME:</b> 7 - Jan. 6, 2017 at Florida	<b>FIRST NHL GOAL:</b> March 27, 2014 vs. Buffalo (Matt Hackett)
<b>LONGEST GOAL-SCORING STREAK:</b> 3 - (3g) Jan. 5-13, 2017	<b>FIRST GAME AS A PREDATOR:</b> March 21, 2014 at Calgary
<b>LONGEST ASSIST STREAK:</b> 3 - (3a) March 21-25, 2014	<b>FIRST GOAL AS A PREDATOR:</b> March 27, 2014 vs. Buffalo (Matt Hackett)
<b>LONGEST POINT-SCORING STREAK:</b> 5 - twice, last: (2g-5a) Feb. 22-March 2, 2018	

## INTERNATIONAL RECORD

Sweden

Year	Event	GP	G	A	PTS	PIM
2009	U-18 WC	6	2	7	9	4
2011	WJC	6	2	3	5	2
2012	WC	8	0	1	1	0
2013	WC	10	0	1	1	4
2014	WC	10	0	0	0	4

## CAREER RECORD

SEASON	CLUB	LEAGUE	Regular Season					Playoffs				
			GP	G	A	PTS	PIM	GP	G	A	PTS	PIM
2007-08	Brynäs U-18	Sweden-U18	13	4	4	8	4	3	0	3	3	4
	Brynäs Jr.	Sweden-Jr.	2	0	0	0	2	4	1	0	1	4
2008-09	Brynäs U-18	Sweden-U18	7	5	7	12	12	--	--	--	--	--
	Brynäs Jr.	Sweden-Jr.	41	8	18	26	37	5	0	1	1	0
2009-10	Brynäs Jr.	Sweden-Jr.	19	11	20	31	30	11	0	1	1	2
	Brynäs	Sweden	33	4	6	10	2	--	--	--	--	--
2010-11	Brynäs	Sweden	49	11	16	27	4	--	--	--	--	--
2011-12	Brynäs	Sweden	50	16	23	39	22	19	1	1	2	12
2012-13	Brynäs	Sweden	53	13	29	42	12	--	--	--	--	--
2013-14	Grand Rapids	AHL	9	0	3	3	0	--	--	--	--	--
	Milwaukee	AHL	6	5	4	9	0	3	1	1	2	2
	Nashville	NHL	12	2	7	9	4	--	--	--	--	--
2014-15	Nashville	NHL	74	7	11	18	18	6	0	2	2	0
2015-16	Nashville	NHL	81	16	14	30	14	14	0	2	2	8
2016-17	Nashville	NHL	81	15	16	31	25	21	2	5	7	2
2017-18	Nashville	NHL	68	16	19	35	12	7	0	1	1	0
NHL/PREDATORS TOTALS			316	56	67	123	73	48	2	9	11	6

## STATISTICAL BREAKDOWN

Year	Team	GP	G	A	PTS	PIM	PP	SH	GW	S	% +/-	TF	FW	F%	MIN	H	BS	Shootouts				
																		S	G	S%	GDG	
2013-14	NSH	12	2	7	9	4	0	0	0	13	15.4%	7	147	58	39.5%	14:04	2	4	3	1	.333	0
2014-15	NSH	74	7	11	18	18	0	0	1	95	7.4%	2	641	296	46.2%	12:50	32	21	0	0	.000	0
2015-16	NSH	81	16	14	30	14	3	1	4	125	12.8%	1	799	366	45.8%	16:08	35	24	0	0	.000	0
2016-17	NSH	81	15	16	31	25	2	1	1	134	11.2%	-1	915	452	49.4%	15:44	49	29	0	0	.000	0
2017-18	NSH	68	16	19	35	12	1	2	3	105	15.2%	20	519	266	51.3%	15:53	36	31	0	0	.000	0
TOTALS		316	56	67	123	73	6	4	9	472	11.9%	29	3021	1438	47.6%	15:08	154	109	3	1	.333	0





# RYAN JOHANSEN

**Ryan Johansen**  
(RIGH-uhn joh-HAN-suhn)  
Center

**SHOOTS:** Right  
**HEIGHT:** 6-3  
**WEIGHT:** 218  
**DOB:** July 31, 1992  
**BIRTHPLACE:** Vancouver, British Columbia  
**HOMETOWN:** Vancouver, British Columbia  
**ACQUIRED**  
**January 6, 2016** - Acquired from Columbus in exchange for defenseman Seth Jones.

**2017-18:** Tied for second on the Predators in assists with 39... Established a career high in plus-minus (+13) and penalty minutes (78)... Ranked fourth on the team in points with 54 (5g-39a)... Led all Nashville forwards in average time on ice (18:33)... Won a career-best 55.4 percent of his faceoffs, which ranked ninth in the NHL... Played in his 500th career NHL game on March 15 at Arizona... Recorded his 200th career NHL assist on Nov. 24 at St. Louis... Recorded his 300th career NHL point on Nov. 20 vs. Winnipeg. **PLAYOFFS:** Set the Predators franchise record for career postseason assists at 23... Had 14 points (5g-9a), second on the team and tied for the third-most in a single postseason in team history... Tied for the team lead in assists... Led Predators forwards in average ice time (19:00)... Tallied nine points (3g-6a) in Nashville's Second Round series vs. Winnipeg, the second-most in a single series in Preds history... Had a six-game point streak (3g-6a) to end the playoffs.

**2016-17:** Appeared in all 82 games for Nashville, leading the team with 47 assists and tying for the lead in points with 61... His 47 assists were a career high and tied a Predators franchise record for most assists in a single season by a centerman... Led the team with 23 power-play points... Led the team with 18 multipoint games this season... Nashville was 12-1-0 when Johansen scored... Recorded a season-high five-game assist streak from Feb. 21-28 (1g-8a)... Played in his 100th game with the Predators on Feb. 19 at Columbus... Played a career-high 23:38 on Nov. 3 at Arizona... **PLAYOFFS:** Tallied 13 points (3g-10a) in 14 games before suffering a season-ending injury... Tied for the team lead with 10 assists and tied for third with 13 points... Started the playoffs with a five-game point streak (1g-6a), including at least one assist in each game, tying a franchise record for assists in consecutive games... Posted six points (2g-4a) in three games from May 7-14, including the game-winning goal in Game Six of the Western Conference Semifinals against St. Louis to send Nashville to their first Western Conference Final.

**2015-16:** Amassed 60 points (14g-46a) in 80 games with Nashville and Columbus, making him one of 17 players to record at least 60 points in each of the past three seasons... Set a career high, and tied for 18th in the NHL, in assists (46)... Also set career highs in penalty minutes (60), plus/minus rating (+6) and hits (115)... Scored at 2:36 of the first period in his Predators debut on Jan. 8 at Colorado, and added an assist in the second period to become the first Predator with a goal and an assist in his team debut since Denis Grebeshkov on March 2, 2010... Posted the 200th point of his NHL career with an assist on Jan. 16 vs. Minnesota... Recorded 16 points (4g-12a) in his first 16 games with the Predators, and 15 points (3g-12a) in his final 13 games of the regular season... Played in his 300th career game on Dec. 12 vs. the New York Islanders. **PLAYOFFS:** Tied for third on the team in goals (4), points (4) and penalty minutes (16)... Ranked second on the team in shooting percentage during the postseason (17.4)... Played a career-high 33:59 in the team's triple-overtime victory in Game Four of Round Two vs. San Jose.

**CAREER NOTES:** Set career highs in points (26g-45a-71pts) and average ice time (19:30), while tying a personal best in power-play goals (7) in 2014-15 with Columbus... Appeared in all 82 of the Blue Jackets games for the second consecutive season in 2014-15... Tied for third in the NHL in shootout goals (6) and shootout-deciding goals (3) in 2014-15... Named to the 2015 All-Star Game, then was named MVP after notching four points (2g-2a) at his home rink, Nationwide Arena in Columbus... Set career highs in goals (33, team high), power-play goals (7), game-winning goals (5), shots (237) and face-off winning percentage (52.8) in 2013-14... Led the Blue Jackets in points (63), and was the youngest player in the NHL with 30-or-more goals in 2013-14. The goal total tied for 11th in the NHL... Tied for second among Columbus skaters in points (2g-4-6pts) and assists during the 2014 Stanley Cup Playoffs... Led the Blue Jackets in face-off wins (272) in [2012-13]... Tallied his first career NHL shootout goal on March 10, 2013 at Detroit... Began the 2012-13 season with Springfield (AHL), before being recalled to Columbus prior to the start of the NHL season in January... Ranked among the League's Top 15 rookies in goals (9) and points (21), while tying for fourth in game-winning goals (3) and eighth in power-play goals (3) in 2011-12... The first NHLer to score each of his first three game-winning goals of the season (Oct. 25 vs. Detroit, Oct. 30 vs. Anaheim and Nov. 12 vs. Winnipeg) since Philadelphia's Brian Propp in 1982-83. The goal on Oct. 25 vs. Detroit was his first career marker.

**AMATEUR:** Amassed 161 points (65g-96a) in 134 WHL games with the Portland Winterhaws from 2009-11... Named a 2011 WHL Western Conference First-Team All-Star after ranking seventh in the WHL in points (40g-52a-92pts), and among the league's Top 15 in goals and assists in 2010-11. Also tied for sixth in the WHL in plus/minus rating (+44)... Led all skaters in points (13g-15a-28pts), tied for third in goals and ranked fifth in assists during the 2011 WHL Playoffs, helping Portland advance to the league final... Helped Canada to a silver medal - and was named to the tournament all-star team - at the 2011 World Junior Championship after tying for fifth among all skaters in points (3g-6a-9pts). Was teammates with Predators defenseman Ryan Ellis at the tournament... Tied for second among WHL rookies in points (25g-44a-69pts) and assists, and for fifth in goals, power-play goals (9) and power-play assists (14) with Portland in 2009-10... Led rookies, and tied for ninth among all skaters, in points and assists (6g-12a-18pts) during the 2010 WHL Playoffs... Helped Team Cherry to a 4-2 victory at the 2010 CHL Top Prospects Game... Played the 2008-09 season with the BCHL's Penticton Vees, and the 2007-08 season with the Vancouver NC Chiefs of the B.C. Major Midget League.

**BACKGROUND:** Nickname: "Joey"... His brother, Lucas, was selected 28th overall by the Washington Capitals in the 2016 NHL Draft... Joe Thornton was his favorite player growing up, and golfer Jason Day is his favorite athlete... Has two Miniature Bulldogs named Doug and Dozer.

**TRANSACTIONS:** **January 6, 2016** - Acquired by Nashville from Columbus for defenseman Seth Jones... **June 25, 2008** - Columbus' first choice, fourth overall (first round), in 2010 Entry Draft.

## VERSUS THE NHL WITH PREDATORS

	GP	G	A	PTS	PIM	GP	G	A	PTS	PIM
ANA	15	4	5	9	13	6	1	2	3	9
ARI	17	3	5	8	16	8	0	3	3	8
BOS	12	3	6	9	14	4	0	2	2	6
BUF	13	2	10	12	4	4	2	3	5	2
CGY	18	4	6	10	19	8	2	4	6	15
CAR	14	2	5	7	12	4	0	0	0	6
CHI	25	4	13	17	16	12	0	9	9	12
COL	24	5	13	18	14	13	3	11	14	10
CBJ	5	0	2	2	2	5	0	2	2	2
DAL	23	5	11	16	21	12	2	6	8	17
DET	20	3	5	8	14	4	0	0	0	4
EDM	18	4	8	12	8	8	1	6	7	2
FLA	14	2	5	7	4	5	0	1	1	2
LAK	19	2	11	13	8	8	1	7	8	2
MIN	22	4	11	15	4	11	3	9	12	4
MTL	13	3	4	7	17	5	0	2	2	6
NSH	15	4	3	7	6	-	-	-	-	-
NJD	15	2	5	7	6	5	2	2	4	4
NYI	16	5	5	10	8	5	3	1	4	0
NYR	15	2	7	9	7	4	0	3	3	5
OTT	13	1	9	10	12	4	0	2	2	6
PHI	17	4	8	12	10	5	1	2	3	2
PIT	18	4	5	9	6	5	1	2	3	4
STL	24	7	9	16	6	11	3	4	7	6
SJS	20	9	10	19	15	8	2	7	9	9
TBL	15	5	7	12	9	5	1	3	4	0
TOR	13	6	6	12	2	5	0	2	2	2
VAN	20	1	9	10	21	9	0	3	3	15
VGK	2	0	0	0	0	2	0	0	0	0
WSH	18	5	11	16	12	6	1	6	7	10
WPG	19	11	12	23	12	12	8	8	16	4



## INTERNATIONAL RECORD

Canada

Year	Event	GP	G	A	PTS	PIM
2011	WJC	7	3	6	9	2

## CAREER RECORD

SEASON	CLUB	LEAGUE	Regular Season						Playoffs					
			GP	G	A	PTS	PIM	GP	G	A	PTS	PIM		
2008-09	Penticton	BCHL	47	5	12	17	21	10	4	3	7	2		
2009-10	Portland	WHL	71	25	44	69	53	13	6	12	18	18		
2010-11	Portland	WHL	63	40	52	92	64	21	13	15	28	6		
2011-12	Columbus	NHL	67	9	12	21	24	--	--	--	--	--		
2012-13	Springfield	AHL	40	17	16	33	20	5	0	1	1	2		
	Columbus	NHL	40	5	7	12	12	--	--	--	--	--		
2013-14	Columbus	NHL	82	33	30	63	43	6	2	4	6	4		
2014-15	Columbus	NHL	82	26	45	71	40	--	--	--	--	--		
2015-16	Columbus	NHL	38	6	20	26	25	--	--	--	--	--		
	Nashville	NHL	42	8	26	34	36	14	4	4	8	16		
2016-17	Nashville	NHL	82	14	47	61	60	14	3	10	13	12		
2017-18	Nashville	NHL	79	15	39	54	78	13	5	9	14	2		
NHL TOTALS			512	116	226	342	318	47	14	27	41	34		
PREDATORS TOTALS			203	37	112	149	174	41	12	13	35	30		

## STATISTICAL BREAKDOWN

Year	Team	GP	G	A	PTS	PIM	PP	SH	GW	S	%	+/-	TF	FW	F%	MIN	H	BS	Shootouts			
																			S	G	%	GDG
2011-12	CBJ	67	9	12	21	24	3	0	3	99	9.1%	-2	215	97	45.1%	12:44	68	24	2	0	.000	0
2012-13	CBJ	40	5	7	12	12	0	0	2	84	6.0%	-7	529	272	51.4%	16:05	42	14	6	1	.167	0
2013-14	CBJ	82	33	30	63	43	7	0	5	237	13.9%	3	1311	692	52.8%	17:38	114	39	7	3	.429	2
2014-15	CBJ	82	26	45	71	40	7	2	0	202	12.9%	-6	1638	851	52.0%	19:30	84	33	11	6	.545	3
2015-16	CBJ	38	6	20	26	25	1	0	0	88	6.8%	-4	616	322	52.3%	17:20	58	12	3	1	.333	1
	NSH	42	8	26	34	36	3	0	2	97	8.2%	10	630	300	52.4%	17:45	57	18	3	1	.333	0
2016-17	NSH	82	14	47	61	60	4	1	3	154	9.1%	1	1472	803	54.6%	18:50	77	28	5	0	.000	0
2017-18	NSH	79	15	39	54	78	1	0	3	129	11.6%	13	1461	810	55.4%	18:33	87	35	1	0	.000	0
TOTALS		512	116	226	342	318	26	3	18	1090	10.6%	8	7872	4177	53.1%	17:30	587	203	38	12	.324	6

## CAREER HIGHLIGHTS

**MOST GOALS, GAME:**  
2 - 10 times, last: Nov. 25, 2016 vs. Winnipeg

**MOST ASSISTS, GAME:**  
4 - Nov. 14, 2014 at Philadelphia

**MOST POINTS, GAME:**  
4 - (4a) Nov. 14, 2014 at Philadelphia

**MOST PIM, GAME:**  
15 - March 2, 2018 at Vancouver

**MOST SHOTS, GAME:**  
8 - April 8, 2014 vs. Phoenix

**LONGEST GOAL-SCORING STREAK:**  
5 - (6g) Dec. 31, 2014- Jan. 9, 2015

**LONGEST ASSIST STREAK:**  
6 - (7a) March 19-31, 2015

**LONGEST POINT-SCORING STREAK:**  
13 - (8g-8a) Dec. 18, 2014- Jan. 17, 2015

**CAREER HAT TRICKS:**  
None

**CAREER PENALTY SHOTS:**  
None

**CAREER OVERTIME POINTS:**  
6 (2g-4a)

**FIRST NHL GAME:**  
Oct. 7, 2011 vs. Nashville

**FIRST NHL GOAL:**  
Oct. 25, 2011 vs. Detroit (Steve Mason)

**FIRST GAME AS A PREDATOR:**  
Jan. 8, 2016 at Colorado

**FIRST GOAL AS A PREDATOR:**  
Jan. 8, 2016 at Colorado (Semyon Varlamov)



# ROMAN JOSI

**ROMAN JOSI**  
(ROH-man YO-see)  
Defense

**SHOOTS:** Left  
**HEIGHT:** 6-1  
**WEIGHT:** 201  
**DOB:** June 1, 1990  
**BIRTHPLACE:** Bern, Switzerland  
**HOMETOWN:** Bern, Switzerland

**ACQUIRED**  
**June 21, 2008** – Nashville's third choice, 38th overall (second round), in 2008 NHL Draft.

**2017-18:** Posted 53 points, the second-most among defensemen and fifth overall on the Preds... Jumped to fifth among NHL defensemen in points since the 2013-14 season with 258... Tied for second on the team in assists (39)... Among NHL blueliners, ranked tied for first in power-play goals (7), fourth in shots (249), tied for eighth in plus-minus (+24), tied for 10th in goals (14) and 14th in points (53)... Established a career high in plus-minus (+24) and matched his high mark in power-play goals (7)... Tied the franchise record for assists and points in a game with five helpers on Feb. 27 at Winnipeg... Recorded his 200th career NHL assist on Feb. 20 at Detroit... Served as team captain. **PLAYOFFS:** Appeared in all 13 of Nashville's playoff games, recording four assists... Had a +4 rating in Game Two of the First Round against Colorado, becoming the fourth player in franchise history to reach that mark in the playoffs.

**2016-17:** Finished the season with 49 points, tops among Predators defensemen and fourth overall on the team... Recorded a career-high seven power-play goals, tied for the team lead... Finished with 27 points (7g-27a) in his final 30 games... Tied a franchise record by recording two points in four consecutive games from Feb. 23-28... Earned his 200th NHL point on Nov. 23 vs. Dallas... Scored a goal in a season opener for the first time in his career on Oct. 14 vs. Chicago. **PLAYOFFS:** Led team defensemen and was second among all Nashville skaters with 14 points (6g-8a) in 22 postseason games... Ranked second in the NHL in points by a defenseman and led the League in blueliner goals... Tied for first on the team in power-play goals (2), tied for second in goals (6) and power-play points (5)... His six goals set a franchise record for most goals scored by a defenseman in a single postseason... Scored two goals in Game Four of the Western Conference Quarterfinals to help complete a sweep over Chicago... Led the team in average ice time (25:45).

**2015-16:** Finished fifth in both Norris Trophy voting and postseason All-Star Team voting at defense for the second consecutive season... Set franchise records and set career highs in points (14g-47a-61pts) and assists by a defenseman. Ranked fourth among all blueliners in points, and fifth in assists... Tied for eighth among League d-men in power-play goals (6), and 11th in goals and game-winning goals (3)... Ranked 10th at the position in shots (198), and eighth among all skaters in average ice time (25:29)... Ranked eighth in the NHL in blocked shots (185)... Posted the second-most road assist by any player and most by a blueliner in franchise history in a single season (25)... Set a franchise record for road points by a defenseman (6g-25a-31pts)... Set career highs in power-play assists (18) and even-strength assists (28). Was third among d-men in the latter, and tied for ninth in the former category... Set career highs in power-play goals and assists, penalty minutes (43), hits (59)... Played in 81 games for the second consecutive season... Became the first defenseman in franchise history to record a power-play, shorthanded and empty-net goal in the same game as part of his fourth career multi-goal on Oct. 13. The shorthanded goal was the first of his career... Posted his 100th career NHL assist on Nov. 17 vs. Anaheim... Skated in his 300th career NHL game on Jan. 21 at Winnipeg... Participated in his

first All-Star Game, held in Nashville, scoring one goal as a member of the Central Division squad during the game, and finishing second in the Fastest Skater Competition during the Skills Competition, clocking in at 13:527 seconds. **PLAYOFFS:** Tied for the team lead in assists (8) and ranked second in points (9), during the postseason... Set the franchise record for assists and points in both a playoff season (1g-8a-9pts) and playoff series in Round Two (1g-5a-6pts) by a defenseman. The two assist totals tied for first among all skaters in team history... Led the team and ranked eighth among all skaters in average ice time (27:57)... Led the team in blocked shots (38), and ranked second in shots (42), setting a franchise record for postseason shots by a blueliner in the process... Had a postseason franchise record four-game assist streak in the first four games of Round Two (5a)... Played a franchise-record 49:42 in Game Four of Round Two vs. San Jose, the longest game in club history.

**2014-15:** Finished fifth in voting for the Norris Trophy and 11th in voting for the Lady Byng Trophy... Tied for fifth among NHL defensemen in points (15g-40a-55pts)... Tied for sixth among all blueliners in goals... Tied for 10th among League blueliners in assists... Tied for third among blueliners in game-winning goals (4), one more than he posted in his first 172 career games... Paced the club and ranked fourth in the NHL in average ice time (26:28)... Tied for third among all defensemen in even-strength points (12g-25a-37pts)... Ranked second in the NHL in blocked shots (209)... Ranked 10th among blueliners in shots (201)... Set career highs in games played (81), blocked shots, average ice time and game-winning goals... Tied for second on the team with a career-high +15 rating... Notched a team-leading four overtime points (1g-3a)... Registered his 100th career NHL point with an assist on Jan. 8 vs. Dallas... Represented Switzerland at the World Championship for the sixth time in the last seven years in 2015 and was named one of the nation's three best players for the third straight year. It was his 13th career international appearance for the Swiss. **PLAYOFFS:** Led the team and ranked second in the Stanley Cup Playoffs in average ice time (31:36)... Scored his first career postseason goal in Game Two of the Western Conference Quarterfinals vs. Chicago.

**2013-14:** Tied for ninth among NHL defensemen in goals (13), tied for 23rd in points (40)... Ranked fifth in the League in average ice time (26:25)... Tied for fourth among League blueliners in even-strength goals (10)... Ranked 20th among NHL defensemen in shots (168)... One of just two NHL defensemen to score three shootout goals, leading Switzerland with three (on six attempts)... Represented Switzerland at the 2014 Olympics, ranking third on the team in average ice time (21:03)... Played for Switzerland at the World Championship, being named one of the nation's three best players of the tournament.

**2012-13:** Tied for third on the team in assists, and ranked sixth in points (5g-13a-18pts)... Saw his average ice time go up by more than five minutes from his rookie campaign (from 18:23 to 23:31)... One of three Preds to appear in all 48 of the team's games... Posted the first four-point outing (2g-2a) of his career on Feb. 25

## VERSUS THE NHL

	GP	G	A	PTS	PIM
ANA	18	3	7	10	10
ARI	19	2	7	9	2
BOS	11	2	2	4	9
BUF	10	0	6	6	2
CGY	20	2	14	16	6
CAR	12	1	3	4	8
CHI	31	3	10	13	10
COL	28	10	16	26	6
CBJ	18	2	9	11	2
DAL	27	7	12	19	18
DET	20	2	9	11	4
EDM	17	2	8	10	2
FLA	10	3	4	7	0
LAK	19	4	7	11	8
MIN	27	8	5	13	6
MTL	9	1	3	4	2
NSH	-	-	-	-	-
NJD	10	3	5	8	2
NYI	10	1	5	6	4
NYR	11	2	6	8	6
OTT	11	2	6	8	0
PHI	11	0	6	6	6
PIT	9	1	1	2	2
STL	31	4	14	18	10
SJS	19	4	10	14	6
TBL	10	1	6	7	6
TOR	9	1	3	4	2
VAN	19	0	8	8	2
VGK	3	0	0	0	0
WSH	11	5	5	10	6
WPG	21	2	17	19	4

vs. Dallas including his first career game-winning goal in overtime. It was the fifth time in franchise history a defenseman has posted four or more points in a game, and his second-career multi-point effort... Played with his hometown team, SC Bern, from September-January, posting 17 points (6g-11a) in 26 games... The first Swiss player to be named Most Valuable Player, Best Defenseman and a tournament All-Star at the World Championship... Helped Switzerland to a silver medal at the 2013 World Championship, the nation's first medal in 60 years... Led all tournament defensemen in goals (4) and points (9) at the World Championship.

**2011-12:** Tied for fourth among NHL rookie defensemen in goals (5), and seventh in points (16)... Ranked fourth among first-year skaters in blocked shots (98)... Nashville went 34-15-3 with him in the lineup vs. 14-11-5 without him... Tallied his first multiple-point game (2a) against San Jose on Feb. 25... Joined Switzerland at the 2012 World Championship. **PLAYOFFS:** Tied for the team lead in penalty minutes (10)... Ranked second among rookies in average ice time (18:47).

**2010-11:** One of just three American Hockey League rookie defensemen to post at least 40 points (6g-34a-40pts) during his first North American season with Milwaukee... Tied for 11th among AHL blueliners, and led the Admirals, in assists... Ranked fourth among AHL defensemen and paced the Admirals in shots on goal (182), and tied for fifth at the position in power-play assists (22)... Led the Admirals in power-play points (3g-22a-25pts)... Ranked ninth among AHL blueliners in 2011 Calder Cup Playoff points (1g-6a-7pts) despite playing in only two of a possible four rounds.

**AMATEUR/CAREER NOTES:** Helped SC Bern win both the Swiss League regular season and playoff titles in 2009-10... Paced all blueliners, and tied for fourth overall, in goals (6) during the 2010 playoffs... Ranked second among defensemen, and tied for ninth among all skaters, in points (13) during Bern's run to the 2010 NLA playoff title... Named to the Swiss team for the 2010 Olympic Games, but did not participate due to injury... Led Swiss defensemen in points (1g-2a-3pts) and plus/minus rating (+3) in at the 2010 World Championship... Played in Switzerland's first four games at the 2010 World Junior Championship, notching three points (1g-2a), before being sidelined due to injury... Led all Swiss League junior players (under-20) in goals, assists and points (7g-17a-24pts) in 2008-09... Ranked second among SC Bern defensemen in points, goals and assists, helping it to the 2008-09 regular-season title... Named Top Defenseman at the 2009 Division I World Junior Championship, which Switzerland won to earn promotion to the top division in 2010... Tied for first among blueliners in goals (3) and ranked second among defensemen in points (4) at the DI World Junior tournament ... The youngest player on the Swiss roster, and third-youngest player overall, at the 2009 World Championship... One of just four 17-year-olds to play in Switzerland's top

division with SC Bern in 2007-08... Ranked fifth among Swiss League junior players (under-20) in points (8) and assists (6) in 2007-08... Represented Switzerland at both the World Junior Championship and the Under-18 World Championship in 2007 and 2008... Tied for the Swiss team lead in points (1g-4a) and tied for fourth in assists among tournament defensemen at the 2008 Under-18 World Championship.

**BACKGROUND:** Nickname "Yos"... Favorites include Rolf and Daughters (Nashville restaurant), Open by Andre Agassi (book), Steve Aoki (musician), Ibiza (vacation destination)... Enjoys playing tennis and would like to be an "oldies tennis pro" after his hockey career is completed... Considers being dropped into the ocean at night to be his greatest fear, and drinking chocolate milk to be his guilty pleasure... Would like to see the NHL go to no-touch icing... Adam Sandler would be his choice to play him in a movie.

**TRANSACTIONS:** June 21, 2008 - Nashville's third choice, 38th overall (second round), in 2008 NHL Draft.



# ROMAN JOSI



## CAREER RECORD

SEASON	CLUB	LEAGUE	Regular Season					Playoffs				
			GP	G	A	PTS	PIM	GP	G	A	PTS	PIM
2006-07	Bern Jr.	Swiss-Jr.	33	14	16	30	28	14	1	3	4	2
	Switzerland U-20	Swiss-2	5	1	1	2	2	--	--	--	--	--
	Bern	Swiss	3	0	1	1	0	--	--	--	--	--
2007-08	Bern	Swiss	35	2	6	8	10	6	0	0	0	0
	Neuchatel	Swiss-2	3	2	0	2	4	--	--	--	--	--
	Switzerland U-20	Swiss-2	2	0	1	1	0	--	--	--	--	--
2008-09	Bern	Swiss	42	7	17	24	16	6	0	0	0	2
2009-10	Bern	Swiss	26	9	12	21	12	15	6	7	13	8
2010-11	Milwaukee	AHL	69	6	34	40	22	13	1	6	7	8
2011-12	Nashville	NHL	52	5	11	16	14	10	0	0	0	10
	Milwaukee	AHL	5	1	3	4	0	--	--	--	--	--
2012-13	Nashville	NHL	48	5	13	18	8	--	--	--	--	--
	Bern	Swiss	26	6	11	17	14	--	--	--	--	--
2013-14	Nashville	NHL	72	13	27	40	18	--	--	--	--	--
2014-15	Nashville	NHL	81	15	40	55	26	6	1	0	1	0
2015-16	Nashville	NHL	81	14	47	61	43	14	1	8	9	12
2016-17	Nashville	NHL	72	12	37	49	18	22	6	8	14	12
2017-18	Nashville	NHL	75	14	39	53	24	13	0	4	4	2
<b>NHL/PREDATORS TOTALS</b>			<b>481</b>	<b>78</b>	<b>214</b>	<b>292</b>	<b>151</b>	<b>65</b>	<b>8</b>	<b>20</b>	<b>28</b>	<b>36</b>



# 59

## CAREER HIGHLIGHTS

### MOST GOALS, GAME:

2 - seven times, last: Feb. 25, 2017 vs. Washington

### MOST ASSISTS, GAME:

5 - (5a) Feb. 27, 2018 at Winnipeg

### MOST POINTS, GAME:

5 - (5a) Feb. 27, 2018 at Winnipeg

### MOST PIM, GAME:

5 - Dec. 7, 2015 at Boston

### MOST SHOTS, GAME:

8 - Dec. 29, 2014 at Chicago

### LONGEST GOAL-SCORING STREAK:

3 - (4g) Feb. 9-12, 2017

### LONGEST ASSIST STREAK:

5 - (11a) Feb. 19-27, 2018

### LONGEST POINT-SCORING STREAK:

6 - twice, last: (2g-7a) Feb. 19-28, 2017

### CAREER HAT TRICKS:

None

### CAREER PENALTY SHOTS:

None

### CAREER OVERTIME POINTS:

6 (3g-3a)

### FIRST NHL GAME:

Nov. 26, 2011 at Detroit

### FIRST NHL GOAL:

Dec. 10, 2011 vs. Anaheim (Dan Ellis)

### FIRST GAME AS A PREDATOR:

Nov. 26, 2011 at Detroit

### FIRST GOAL AS A PREDATOR:

Dec. 10, 2011 vs. Anaheim (Dan Ellis)

## INTERNATIONAL RECORD

### Switzerland

Year	Event	GP	G	A	PTS	PIM
2007	U-18 WC	6	1	1	2	2
	WJC	6	0	0	0	0
2008	U-18 WC	6	1	4	5	4
	WJC	6	0	1	1	4
2009	DI WJC	5	3	2	5	6
	WC	6	0	0	0	2
2010	WJC	4	1	2	3	0
	WC	7	1	2	3	0
2012	WC	3	0	1	1	0
2013	WC	10	4	5	9	4
2014	Olympics	4	0	0	0	0
	WC	7	1	6	7	2
2015	WC	8	2	2	4	2
2016	World Cup	6	0	0	0	2
2018	WC	5	0	3	3	4

## STATISTICAL BREAKDOWN

Year	Team	GP	G	A	PTS	PIM	PP	SH	GW	S	%	+/-	TF	FW	F%	MIN	H	BS	Shootouts			
																			S	G	S%	GDG
2011-12	NSH	52	5	11	16	14	1	0	0	64	7.8%	1	0	0	0.0%	18:23	33	98	0	0	.000	0
2012-13	NSH	48	5	13	18	8	1	0	1	96	5.2%	-7	0	0	0.0%	23:31	31	73	1	0	.000	0
2013-14	NSH	72	13	27	40	18	3	0	2	168	7.7%	-2	0	0	0.0%	26:25	32	150	6	3	.500	1
2014-15	NSH	81	15	40	55	26	3	0	4	201	7.5%	15	0	0	0.0%	26:28	53	209	4	1	.250	0
2015-16	NSH	81	14	47	61	43	6	1	3	198	7.1%	-3	0	0	0.0%	25:29	59	185	1	0	.000	0
2016-17	NSH	72	12	37	49	18	7	0	1	217	5.5%	7	0	0	0.0%	25:04	54	119	0	0	.000	0
2017-18	NSH	75	14	39	53	24	7	0	3	253	5.5%	24	0	0	0.0%	24:28	80	120	1	0	.000	0
<b>TOTALS</b>		<b>481</b>	<b>78</b>	<b>214</b>	<b>292</b>	<b>151</b>	<b>28</b>	<b>1</b>	<b>14</b>	<b>1197</b>	<b>6.5%</b>	<b>35</b>	<b>1</b>	<b>0</b>	<b>0.0%</b>	<b>24:37</b>	<b>342</b>	<b>954</b>	<b>13</b>	<b>4</b>	<b>.308</b>	<b>1</b>



# PEKKA RINNE

**PEKKA RINNE**  
(PECK-ah REEN-ay)  
Goaltender

**CATCHES:** Left  
**HEIGHT:** 6-5  
**WEIGHT:** 217  
**DOB:** November 3, 1982  
**BIRTHPLACE:** Kempele, Finland  
**HOMETOWN:** Oulu, Finland

**ACQUIRED**  
**June 27, 2004** – Nashville's tenth choice, 258th overall (eighth round), in the 2004 NHL Draft.

## VERSUS THE NHL

GP	W	L	O/T	SO	GAA		
ANA	27	16	6	5	3	61	2.32
ARI	28	18	7	2	6	57	2.02
BOS	8	5	2	1	1	19	2.30
BUF	6	4	2	0	3	11	1.93
CGY	23	7	7	5	2	56	2.73
CAR	9	6	2	1	0	17	2.05
CHI	41	19	16	5	2	97	2.45
COL	35	23	7	2	1	75	2.28
CBJ	32	21	8	2	2	71	2.27
DAL	28	15	9	2	4	71	2.67
DET	27	12	11	4	3	70	2.58
EDM	30	20	6	1	4	61	2.31
FLA	10	5	4	0	0	24	2.53
LAK	25	13	7	5	2	67	2.73
MIN	33	16	12	4	4	76	2.42
MTL	12	8	2	2	2	18	1.46
NSH	-	-	-	-	-	-	-
NJD	9	4	2	3	1	22	2.38
NYI	10	5	3	2	1	27	2.69
NYR	6	3	2	1	0	14	2.32
OTT	10	7	3	0	0	27	2.70
PHI	10	6	2	2	1	27	2.63
PIT	9	2	5	2	0	30	3.58
STL	43	23	16	4	4	86	2.01
SJS	24	12	7	4	1	45	1.92
TBL	8	7	0	1	0	21	2.57
TOR	10	3	4	2	1	25	2.70
VAN	26	12	10	2	1	59	2.45
VGK	2	0	1	1	0	5	2.44
WSH	5	4	1	0	0	12	2.40
WPG	21	15	4	1	2	50	2.41

**CAREER NOTES:** Won his first career Vezina Trophy in 2018... A Vezina Trophy finalist four times in the past eight years (2011, 2012, 2015, 2018)... Is the franchise's all-time record holder in career wins (311), games played (567), shutouts (51), goals-against average (2.37) and save percentage (.919)... Also the franchise's all-time playoff leader in games played (83) and wins (43)... Is one of just 18 goalies in NHL history to own at least 300 victories and 50 shutouts... Ranked first in shutouts (51), second in games played (567) and third in wins (311) among NHL goaltenders since his first full season in 2008-09.

**2017-18:** Won the Vezina Trophy as the NHL's best goaltender... Named to the NHL's First All-Star Team... Represented the Predators at the 2018 NHL All-Star Game in San Jose... Out of NHL goaltenders who played at least 50 games, ranked first in save percentage (.927), even-strength save percentage (.939) and goals-against average (2.31)... Tied for first in the NHL and set a career high in shutouts with eight... Ranked third in wins (42)... Reached the 40-win mark for the third time in his career, becoming the seventh goaltender in NHL history to

achieve the feat... Allowed two-or-fewer goals in 35 of his 59 starts... Closed out the regular season with a 23-5-1 record in his final 29 appearances... Earned his 50th career NHL shutout on March 6 vs. Dallas, making him the 28th goaltender in League history to hit that mark... Won his 300th career NHL game on Feb. 22 vs. San Jose, becoming the 34th goaltender in League history to do so... Recorded a personal 11-game win streak from Feb. 19-March 19, matching the longest of his NHL career... Had three shutouts and a .950 save percentage (18 goals allowed on 360 shots) during the 11-game win streak... Also posted win streaks of eight games (Jan. 6-Feb. 5) and five games (Nov. 18-28)... Made 10 saves in overtime on Feb. 10, tied for the most in the three seasons since the NHL implemented 3-on-3 overtime... Recorded the second-longest shutout streak in franchise history at 17:47 from Jan. 25-Feb. 3... Passed Miikka Kiprusoff for most shutouts by a Finnish-born goaltender with his 45th on Nov. 24 at St. Louis. **PLAYOFFS:** Started all 13 of Nashville's playoff games, going 7-6... Made a playoff career-high 46 saves in Game Two of Nashville's Second Round series vs. Winnipeg on April 29... Shut out Colorado (22 saves) in Nashville's series-clinching Game Six win in the First Round on April 22... Made 34 saves in a shutout performance against Winnipeg in Game Six of the Second Round on May 7 To force the first-ever Game Seven in Predators history.

**2016-17:** Finished with 31 wins, the sixth time in his career he's won at least 30 games... Played in his 500th NHL game on March 16 at Washington, becoming the 67th goalie in history to hit the mark, and just the 24th to do so with one team... Earned the NHL's First Star of the Month for the month of November... Earned the NHL's Third Star of the Week honors for the week ending Nov. 13... Posted a 5-2-2 record in his last nine games of the season and did not allow more than two goals in eight of his last nine starts... Stopped 42 of 45 shots faced, including 19 of 20 in the third period, at L.A. (10/27)... The 42 saves

equal his most since April 8, 2011 (44), the fourth-most in his career... Played for Finland at the 2016 World Cup of Hockey. **PLAYOFFS:** Topped his own personal and franchise records for wins (14), games played (22), shutouts (2), goals-against average (1.96) and assists (3) in a single postseason... Posted single-series franchise records for goals-against average (0.75), save percentage (.976) and shutouts (2) in a sweep over Chicago in the Western Conference Quarterfinals... Became the fourth goaltender in the expansion era (since 1967-68) to win all four games of a playoff series while recording a goals-against average of 0.70 or less.

**2015-16:** Ranked second in the NHL in minutes played (3,895:22), tied for third in games played (66), ranked ninth in wins (34) and 10th in saves (1,583)... Posted his fifth career 30-win season... Allowed two goals or fewer in 36 appearances, winning 29 of those games... Was undefeated in regulation when facing at least 35 shots in a game (6-0-2)... Played in the 2016 NHL All-Star Game in Nashville, his first appearance at the Game after missing the 2015 edition due to injury... Recorded his 40th career shutout on Feb. 27 vs. St. Louis... Passed Tomas Vokoun for sole possession of first on the franchise's all-time games played list on Oct. 13 at New Jersey (384) and played in his 400th career NHL game on Nov. 27 at Philadelphia. **PLAYOFFS:** Set franchise records for appearances (14) and wins (7) in a postseason... Stopped 47 shots and won the longest game in franchise history in Game Four of Nashville's Round Two series with San Jose.

**2014-15:** Finished second in voting for the Vezina Trophy and eighth in voting for the Hart Trophy... Selected to play in the All-Star Game, but was unable to participate due to injury... Nashville's nominee for the 2015 Masterton Trophy... Tied for second in among all NHL netminders in wins (41), third in goals-against average (2.18) and tied for seventh in save percentage (.923)... Played the sixth-most minutes of any goaltender (3,850:47)... Allowed two overtime goals on 31 shots over 17 post-regulation appearances... Won his 200th career NHL game on March 14 at Los Angeles... Recorded two six-game winning streaks during the season... On Feb. 7 against the Rangers (30 wins in 39 games), became the fastest goaltender in terms of games played to record 30 wins since the NHL adopted the shootout in 2005-06, and just the third goaltender in the NHL's expansion era to tally 30 wins in 39 games or less... Named the NHL's Third Star of the Week on Feb. 14, the seventh career time he's received "Star of the Week" honors... With a win on Jan. 10 in Minnesota, became one of only two goaltenders in the past seven seasons (Miikka Kiprusoff, 2008-09, Calgary) to record each of his team's first 28 wins... Named the NHL's Third Star of the Month for November (10-1-0, 1.70 GAA, .938 SV%, 1 SO)... Missed eight games due to injury... Played in the World Championship for the fourth time, and second straight year in 2015, being voted by the tournament directorate as the tournament's top goaltender and one of Finland's three best players... Posted a shutout streak of 237:05 over the course of five games to set the IIHF modern era (since World War II) shutout record... Recorded three shutouts, bringing his career shutout total at the World Championships to eight, tied for third most in tournament history... Among the tournament's starting goaltenders ranked third in save percentage (.928) and goals-against average (1.69). **PLAYOFFS:** Played in net for every minute of the team's Western Conference Quarterfinal series vs. Chicago, setting a franchise record for minutes



played in a playoff series (425).

**2013-14:** Missed 51 games between Oct. 24 and March 1 due to a bacterial infection in his surgically repaired hip... Became the franchise's all-time leader in career wins with his 162nd on April 10 vs. Phoenix... Named Most Valuable Player of the 2014 World Championship after posting a 6-3 record, 1.88 goals-against average, .928 save percentage and three shutouts to lead Finland to a silver medal despite having only two other NHLers on the roster... Named to the Media All-Star Team and one of Finland's three best players at the 2014 Worlds.

**2012-13:** Tied for the League lead in shutouts (5), tied for second among all goalies in appearances (43), tied for fourth in starts (42), and ranked sixth in minutes played (2,443:46)... Posted a shutout streak of 155:06 from Feb. 10-16, a personal best and the second longest in franchise history... Started 25 consecutive games from Feb. 19-April 9, the second longest streak of his kind in franchise history. Made 30 straight appearances from Feb. 10-April 9, also second longest in franchise history.

**2011-12:** Finished third in voting for the 2012 Vezina Trophy and received the seventh-most votes for the Hart Trophy... Led the NHL and set franchise records in wins (43), shots faced (2,153) and saves (1,987)... Tied for the League lead and the franchise record, in addition to setting a career high, in games played (73)... Ranked second among NHL goalies in minutes played (4,168:52)... Paced all netminders in points/assists (5), joining Martin Brodeur as the only goaltenders since 1993-94 to lead the league in wins and points in the same season... Ranked among the Top 10 goalies in save percentage (seventh, .922) and shutouts (11-10, 5)... Named NHL Third Star of the Month for January (11-1-0, 1.92 GAA, .935 SV%, 1 SO)... Named NHL Second Star of the Week on Jan. 30 and Dec. 19... Recorded a franchise-record 11 consecutive wins from Jan. 7-Feb. 4, equaling the longest single-season winning streaks by an NHL goaltender since 1998-99... On his 29th birthday (Nov. 3, 2011), signed a seven-year, \$49 million contract, then shut out Phoenix, 3-0, that night. **PLAYOFFS:** Established postseason franchise records for goals-against average (1.81) and save percentage (.944) in a series during the team's five-game victory in the WCQ vs. Detroit... Posted the franchise's second playoff shutout, and the first of his career, with 32 saves in Game Three of the WCS vs. Phoenix.

**2010-11:** Finished second in voting for the 2011 Vezina Trophy and fourth in voting for the 2011 Hart Trophy (highest finish ever by a Predator in each category)... Named to the 2011 NHL Second All-Star Team, joining Shea Weber (First-Team) as the first NHL All-Star Team selections in franchise history... Ranked second among NHL netminders in save percentage (.930), third in goals-against average (2.12) and tied for sixth in shutouts (6). The save percentage and goals-against average numbers were franchise records... Named the NHL's Third Star of the Month in both January (8-3-0, 1.71 GAA, .947 SV%) and March (9-3-2 record, 1.91 GAA, .936 SV%, 2 SOs)... Surpassed 10,000 minutes played in his career on April 5 vs. Atlanta... Missed 12 games due to injury. **PLAYOFFS:** Ranked fifth among goaltenders in games played (12) and minutes (748), as well as sixth in wins (6)... Backstopped Nashville to its first playoff series victory in the WCQ vs. Anaheim.

**2009-10:** Tied a career high and franchise record in shutouts (7), ranking third in the League... Posted a 12-4-1 record (second-most wins), a 1.96 goals-against average (third in NHL), .932 save percentage (tied for third) and four shutouts (first) after the Olympic Break... Posted four shutouts in a nine-game span from March 12-27... Named an NHL Star of the Week on three occasions (First Star on March 22, Third Star on March 15, Second Star on Nov. 1)... In his 100th NHL appearance on March 12 at Anaheim, he stopped all 31 shots he faced in a 1-0 shutout... Named one of Finland's three best players at the 2010 World Championship after ranking sixth in the tournament in

goals-against average (1.68) and 10th in save percentage (.929). **PLAYOFFS:** Won his playoff debut in Game One of the WCQ vs. Chicago, stopping 25-of-26 shots to record the first road win in the franchise's playoff history.

**2008-09:** Tied for fourth among NHL goaltenders in shutouts with a franchise record (7)... Ranked sixth among League netminders in goals-against average (2.38) and tied for ninth in save percentage (.917)... Finished fourth in voting for the Calder Trophy... Became the eighth NHL rookie goalie to win 29-or-more games in a season... Finished second in the league in shootout save percentage (.792, 19-of-24 attempts stopped), posting a 5-2 record... Named February Rookie of the Month after tying for first in the NHL in wins during the period (9-2-1 record, 1.72 GAA, .944 SV%)... Played in the YoungStars Game during 2009 All-Star Weekend... The first rookie netminder to record three shutouts in a single month (December) since Martin Biron in January 2000... Earned NHL First Star of the Week honors on Dec. 7... Started six of Finland's seven games at the 2009 World Championship... Voted one of Finland's three best players of the tournament... Ranked third at the World Championship in goals-against average (1.93) and sixth in save percentage (.926).

**2007-08:** Recalled from Milwaukee (AHL) by Nashville on March 22, and appeared in his third career NHL game in the regular-season finale on April 4 at Chicago... Led the AHL in wins (36), appearances (65) and minutes played (3,840)... The victory total tied an Admirals franchise record... Also ranked second in the league in saves (1,563), shots against (1,721) and tied for fourth in shutouts (5)... Played for the PlanetUSA All-Stars at the 2008 AHL All-Star Classic... Claimed the RBK XPulse Top Goaltender Award at the 2008 CCM All-Star Skills Competition.

**2006-07:** Tied for sixth in the AHL in both goals-against average (2.34) and save percentage (.920)... Returned to action on Jan. 19 after undergoing preseason shoulder surgery.

2005-06: Posted a win in his first NHL start on Dec. 15 vs. Chicago... Recalled to Nashville twice in 2005-06 (Dec. 14-18 and April 3-May 1)... Backstopped Milwaukee (AHL) to the 2006 AHL Calder Cup Final, earning 10 postseason wins while posting three playoff shutouts... Tied for second in the AHL in wins (30)... Tied for fourth in the AHL in appearances (51) and fifth in minutes (2,960)... Posted a 5-2 record in AHL shutouts.

**CAREER NOTES/AMATEUR:** Helped Karpat Oulu capture Finnish Elite League championships in 2004 and 2005. Formed Karpat's goaltending tandem with current Minnesota Wild goalie Niklas Backstrom for both of those teams... Appeared in eight games with Hokki Kajaani (Finland-2) in 2003-04.

**BACKGROUND:** Nickname: "Peks"... Hobbies include tennis and reading... Favorites include Rambo (movie) hero, Neil Young and the Red Hot Chili Peppers (musicians), Samurai Sushi (Nashville Restaurant) and Greece (vacation destination)... Most memorable hockey moments include winning a pair of Finnish League titles (2004-05) and playing in the Calder Cup Final (2006)... His favorite player growing up was Patrick Roy... If he could trade places with one person for a day, it would be the President of Finland... Has two sisters, including his twin... Had his jersey taken aboard the Space Shuttle Discovery on Mission STS-133 on Feb. 24, 2011 as a personal item of Col. Tim Kopra... Works with Best Buddies of Tennessee, who creates opportunities and friendships for people with intellectual and developmental disabilities.

**TRANSACTIONS:** June 27, 2004 - Nashville's tenth choice, 258th overall (eighth round), in the 2004 NHL Entry Draft.





# PEKKA RINNE

## SHUTOUTS

No	Date	Saves	Score
1	12/1/08	30	NASHVILLE 2 at Buffalo 0
2	12/6/08	32	Minnesota 0 at NASHVILLE 1
3	12/20/08	23	N.Y. Islanders 0 at NASHVILLE 1
4	1/13/09	17	NASHVILLE 2 at Toronto 0
5	2/21/09	30	NASHVILLE 1 at St. Louis 0 (OT)
6	2/28/09	30	Detroit 0 at NASHVILLE 8
7	3/14/09	18	NASHVILLE 2 at Phoenix 0
8	10/29/09	22	Chicago 0 at NASHVILLE 2
9	11/14/09	20	Montreal 0 at NASHVILLE 2
10	2/2/10	26	PHOENIX 1 at Nashville 0 (SO)
11	3/12/10	31	NASHVILLE 1 at Anaheim 0
12	3/18/10	17	Minnesota 0 at NASHVILLE 5
13	3/20/10	33	Columbus 0 at NASHVILLE 1
14	3/27/10	38	DETROIT 1 at Nashville 0 (SO)
15	10/23/10	30	NASHVILLE 1 at Dallas 0
16	11/18/10	30	NASHVILLE 3 at Montreal 0
17	11/30/10	33	Phoenix 0 at NASHVILLE 3
18	2/5/11	35	Detroit 0 at NASHVILLE 3
19	3/3/11	29	NASHVILLE 3 at Vancouver 0
20	3/10/11	19	Minnesota 0 at NASHVILLE 4
21	10/22/11	33	NASHVILLE 2 at Calgary 0
22	10/29/11	20	Anaheim 0 at NASHVILLE 3
23	11/3/11	35	NASHVILLE 3 at Phoenix
24	1/19/12	38	NASHVILLE 3 at Columbus
25	4/5/12	28	Dallas 0 at NASHVILLE 2
26	2/7/13	32	Los Angeles 0 at NASHVILLE 3
27	2/12/13	12	San Jose 0 at NASHVILLE 1 (OT)
28	2/14/13	19	Phoenix 0 at NASHVILLE 3
29	3/8/13	24	Edmonton 0 at NASHVILLE 6
30	3/12/13	32	NASHVILLE 4 at Dallas 0
31	3/23/14	29	NASHVILLE 2 at Chicago 0
32	4/10/14	29	Phoenix 0 at NASHVILLE 2
33	10/17/14	31	NASHVILLE 2 at Winnipeg 0
34	11/27/14	37	Edmonton 0 at NASHVILLE 1 (OT)
35	12/9/14	26	NASHVILLE 3 at Colorado 0
36	3/21/15	24	Buffalo 0 at NASHVILLE 3
37	10/10/15	31	Edmonton 0 at NASHVILLE 2
38	11/14/15	20	Winnipeg 0 at NASHVILLE 7
39	2/18/16	29	Boston 0 at NASHVILLE 2
40	2/27/16	28	St. Louis 0 at NASHVILLE 5
41	11/12/15	27	Anaheim 0 at NASHVILLE 5
42	2/2/17	31	Edmonton 0 at NASHVILLE 2
43	4/1/17	31	Minnesota 0 at NASHVILLE 3
44	10/19/17	28	NASHVILLE 1 at Philadelphia 0
45	11/24/17	34	NASHVILLE 2 at St. Louis 0
46	12/16/17	32	NASHVILLE 2 at Calgary 0
47	1/25/18	27	NASHVILLE 3 at New Jersey 0
48	2/1/18	19	Los Angeles 0 at NASHVILLE 5
49	2/25/18	27	St. Louis 0 at NASHVILLE 4
50	3/6/18	26	Dallas 0 at NASHVILLE 2
51	3/19/18	35	NASHVILLE 4 at Buffalo 0

## SHOOTOUTS

Year	G	A	PTS	PIM	SA	GA	SV%	W	L	SA	GA	SV%
2005-06	0	0	0	0	40	4	.900	0	0	0	0	.000
2007-08	0	0	0	0	8	0	1.000	0	0	0	0	.000
2008-09	0	1	1	6	1435	119	.917	5	2	24	5	.792
2009-10	0	0	0	2	1541	137	.911	6	3	45	11	.756
2010-11	0	0	0	12	1905	134	.930	6	4	34	7	.794
2011-12	0	5	5	0	2153	166	.923	4	5	30	9	.700
2012-13	0	1	1	8	1101	99	.910	2	6	32	14	.563
2013-14	0	0	0	0	645	63	.902	0	3	10	5	.500
2014-15	0	1	1	8	1807	140	.923	4	4	25	7	.720
2015-16	0	2	2	6	1744	161	.908	3	1	15	2	.867
2016-17	0	0	0	4	1757	144	.918	2	3	15	4	.733
2017-18	0	1	1	6	1840	134	.927	6	3	34	7	.794
<b>TOTALS</b>	<b>0</b>	<b>11</b>	<b>11</b>	<b>52</b>	<b>15976</b>	<b>1301</b>	<b>.919</b>	<b>38</b>	<b>34</b>	<b>264</b>	<b>71</b>	<b>.731</b>



## INTERNATIONAL RECORD

Finland

Year	Event	GP	W	L	SO	GAA	SV%
2009	WC	6	4	2	1	1.93	.926
2010	WC	4	2	2	1	1.68	.929
2014	WC	9	6	3	3	1.88	.928
2015	WC	7	5	2	3	1.69	.928
2016	World Cup	0	1	0	0	4.00	.907

## CAREER RECORD

### Regular Season

### Playoffs

Season	Club	League	GP	W	L	O/T	Mins.	GA	SO	Avg.	GP	W	L	Mins.	GA	SO	Avg.
2000-01	Karpat Jr.	Finland-Jr.	20	9	4	5	1148	63	0	3.29	--	--	--	--	--	--	--
2001-02	Karpat Jr.	Finland-Jr.	30	19	7	3	1724	61	3	2.12	3	1	2	184	10	1	3.26
2002-03	Karpat Jr.	Finland-Jr.	25	14	8	3	1479	48	5	1.95	4	1	3	238	7	0	1.76
	Karpat Oulu	Finland	1	0	1	0	60	7	0	7.00	--	--	--	--	--	--	--
2003-04	Karpat Oulu	Finland	14	5	4	4	824	41	0	2.99	2	1	0	22	0	0	0.00
	Hokki	Finland-2	8	5	2	1	463	16	2	2.07	--	--	--	--	--	--	--
2004-05	Karpat Oulu	Finland	10	8	0	1	571	16	0	1.68	--	--	--	--	--	--	--
2005-06	Milwaukee	AHL	51	30	18	2	2960	139	2	2.82	14	10	4	734	35	3	2.86
	Nashville	NHL	2	1	1	0	63	4	0	3.81	--	--	--	--	--	--	--
2006-07	Milwaukee	AHL	29	15	7	6	1670	65	3	2.34	4	0	4	247	12	0	2.91
2007-08	Milwaukee	AHL	65	36	24	3	3840	158	5	2.47	6	2	4	358	15	1	2.51
	Nashville	NHL	1	0	0	0	29	0	0	0.00	--	--	--	--	--	--	--
2008-09	Nashville	NHL	52	29	15	4	2999	119	7	2.38	--	--	--	--	--	--	--
2009-10	Nashville	NHL	58	32	16	5	3246	137	7	2.53	6	2	4	358	16	0	2.68
2010-11	Nashville	NHL	64	33	22	9	3789	134	6	2.12	12	6	6	748	32	0	2.57
2011-12	Nashville	NHL	73	43	18	8	4169	166	5	2.39	10	5	5	609	21	1	2.07
2012-13	Nashville	NHL	43	15	16	8	2444	99	5	2.43	--	--	--	--	--	--	--
	Dinamo Minsk	KHL	22	9	11	0	1326.5	68	1	3.08	--	--	--	--	--	--	--
2013-14	Nashville	NHL	24	10	10	3	1367	63	2	2.77	--	--	--	--	--	--	--
	Milwaukee	AHL	2	2	0	0	121	2	0	0.99	--	--	--	--	--	--	--
2014-15	Nashville	NHL	64	41	17	6	3851	140	4	2.18	6	2	4	425	19	0	2.68
2015-16	Nashville	NHL	66	34	21	10	3895	161	4	2.48	14	7	7	866	38	0	2.63
2016-17	Nashville	NHL	61	31	19	9	3568	144	3	2.42	22	14	8	1289	42	2	1.96
2017-18	Nashville	NHL	59	42	13	4	3475	134	8	2.31	13	7	6	684	35	2	3.07
<b>NHL/PREDATORS TOTALS</b>			<b>567</b>	<b>311</b>	<b>168</b>	<b>66</b>	<b>32895</b>	<b>1301</b>	<b>51</b>	<b>2.37</b>	<b>83</b>	<b>43</b>	<b>40</b>	<b>4970</b>	<b>203</b>	<b>5</b>	<b>2.45</b>

## CAREER HIGHLIGHTS

### LONGEST WIN STREAK:

11 - twice, last: Feb. 19-March 19, 2018

### MOST SHOTS FACED, GAME:

50 - twice, last: (48 saves) Feb. 15, 2011 vs. San Jose

### FIRST NHL GAME:

Dec. 15, 2005 vs. Chicago

### FIRST NHL WIN:

Dec. 15, 2005 vs. Chicago

### FIRST NHL SHUTOUT:

Dec. 1, 2008 at Buffalo

### FIRST GAME AS A PREDATOR:

Dec. 15, 2005 vs. Chicago

### FIRST SHUTOUT AS A PREDATOR:

Dec. 1, 2008 at Buffalo



# MIIKKA SALOMAKI

## MIIKKA SALOMAKI

(MEEKA sa-loh-MYA-kee)  
Right Wing

**CATCHES:** Left

**HEIGHT:** 5-11

**WEIGHT:** 203

**DOB:** March 9, 1993

**BIRTHPLACE:** Raahe, Finland

**HOMETOWN:** Raahe, Finland

## ACQUIRED

**June 25, 2011** - Nashville's second choice, 52nd overall (second round), in the 2011 NHL Draft.

## VERSUS THE NHL

	GP	G	A	PTS	PIM
ANA	2	1	0	1	0
ARI	4	0	0	0	0
BOS	4	0	0	0	2
BUF	1	0	1	1	0
CGY	4	0	0	0	0
CAR	2	0	1	1	0
CHI	11	1	1	2	8
COL	7	2	1	3	2
CBJ	4	0	2	2	0
DAL	6	1	0	1	2
DET	3	0	0	0	0
EDM	3	0	0	0	2
FLA	2	1	0	1	2
LAK	5	1	2	3	0
MIN	7	0	0	0	4
MTL	4	0	0	0	4
NSH	-	-	-	-	-
NJD	2	0	1	1	0
NYI	4	0	0	0	4
NYR	3	0	1	1	0
OTT	3	0	0	0	4
PHI	3	0	0	0	2
PIT	3	0	1	1	4
STL	8	0	0	0	4
SJS	5	0	0	0	8
TBL	3	0	0	0	2
TOR	3	0	0	0	2
VAN	5	0	0	0	2
VGK	2	0	0	0	0
WSH	4	1	0	1	0
WPG	8	0	0	0	6

**2017-18:** Skated in 58 games and posted a career-high six assists to go with two goals and eight points... His 34 penalty minutes and 35 blocked shots were also career highs... Recorded two assists on Nov. 7 at Columbus, his first career multi-point game... **PLAYOFFS:** Went scoreless with 17 hits in eight postseason games.

**2016-17:** Appeared in five games for Nashville after missing 77 games due to injury... Recorded at least two hits in each of his five games this season... **PLAYOFFS:** Appeared in six postseason games, recording 12 hits and two penalty minutes.

**2015-16:** After starting the season with Milwaukee (AHL), was recalled for the duration of the campaign on Oct. 26... Ranked third among all rookies, second on the team and first among club forwards in hits (164)... Ranked fifth among NHL rookie forwards, and fifth among club forwards, in shorthanded time on ice (80:15)... Made his season debut on Nov. 1 at Anaheim and scored his first career goal - which stood as the game winner - on Nov. 17 vs. Anaheim... Recorded his first career assist on Dec. 28 vs. the New York Rangers. **PLAYOFFS:** Dressed for all 14 of Nashville's postseason contests, leading all rookie forwards in shorthanded time on ice (28:03), and shorthanded time on ice per game (2:00)... Scored his first career postseason goal in Game Five of Round One at Anaheim, and recorded his first postseason assist on Viktor Arvidsson's overtime goal to force a Game Seven in Game Six of Round Two vs. San Jose.

**2014-15:** Made his NHL debut and scored his first career goal during his second career recall on Jan. 8 in a 3-2 overtime victory over Dallas. The marker was Nashville's second goal at 16:47 of the second period... Posted 18 points (7g-11a) and a +15 rating in 38 games with Milwaukee (AHL) before sustaining a season-ending injury on Feb. 15 vs. Lake Erie. His plus/minus rating was tied for fifth among league forwards at the time of his injury.

**2013-14:** Led the Milwaukee Admirals in points (20g-30a-50pts), ranked second on the team in assists and third in goals during his first season in North America... Tied for fifth among AHL rookies in points, and for seventh among first-year AHLers in assists... Tied for ninth among AHL rookies, and for second on the Admirals, in power-play points (6g-11a-17pts)... Helped Finland to a silver medal at the 2014 World Championship, posting two points (1g-1a), 18 penalty minutes and a +3 rating while appearing in all 10 games in his first appearance at the tournament.

**CAREER NOTES/AMATEUR:** Spent his third season with Karpas Oulu of the Finnish Elite League (SM-Liiga) in 2012-13, tying for the team lead in plus/minus rating (+8) and tying for third in power-play goals (4)... Represented Finland at the World Junior Championship for the third consecutive year in 2013, tying for eighth among all tournament skaters in points (3g-5a-8pts, 6gp), while tying for 10th in assists... Ranked third on Karpas in penalty minutes (56) and plus/minus rating (+9) in 2011-12... Ranked second in the 2012 SM-Liiga playoffs in penalty minutes (56)... Represented Finland at the 2012 World Junior Championship, tying for third on the team in goals (3), and fifth in points (6) in seven games... Ranked second among SM-Liiga rookies in penalty minutes (53), and tied for 11th in both points (4g-6a-10pts) and plus/minus rating (+2) in 2010-11... Named one of Finland's three best players at the 2011 Under-18 World Championship after tying for sixth in tournament goals (4) and ranking second on the team in points (6)... Notched three points (2g-1a) and tied for the team lead in penalty minutes (14) with Finland at the 2011 World Junior Championship. Both of his goals were game-winners... Also represented Finland at the 2010 Under-20 Four Nations Tournament... Named Finnish junior league (Jr. A SM-Liiga) rookie of the year in 2009-10... Helped Karpas win the 2010 Jr. A SM-Liiga title... Ranked sixth in the Finnish junior league in penalty minutes (93), and ranked 11th in both points (18g-25a-43pts) and goals with Karpas' junior squad in 2009-10... Helped Finland to a bronze medal at the 2010 Under-18 World Championship... Posted three points (2g-1a) in five games with Finland at the 2010 World Under-17 Challenge... Tied for fourth in Finland's Jr. B I-division in assists (30), and ranked sixth in both points (43) and penalty minutes (71) with Laser HT U18 in 2008-09... A 2007-08 Pahjola Camp All-Star. Invited as one of the top Under-16 players in the nation... Product of the Karpas Oulu system that also produced Predators goaltender Pekka Rinne.

**BACKGROUND:** Favorites include Modern Family (TV show), AC/DC (musician/band), Virago (Nashville restaurant) and Spain (vacation spot)... Would choose Zach Galifianakis to play him in a movie...Spends the offseason in Oulu, Finland.

**TRANSACTIONS:** **June 25, 2011** - Nashville's second choice, 52nd overall (second round), in the 2011 NHL Draft.



## CAREER HIGHLIGHTS

<b>MOST GOALS, GAME:</b> 1 - eight times, last: Nov. 14, 2017 vs. Washington	<b>CAREER HAT TRICKS:</b> None
<b>MOST ASSISTS, GAME:</b> 2 - Nov. 7, 2018 at Columbus	<b>CAREER PENALTY SHOTS:</b> None
<b>MOST POINTS, GAME:</b> 2 - Nov. 7, 2018 at Columbus	<b>CAREER OVERTIME POINTS:</b> None
<b>MOST PIM, GAME:</b> 4 - Dec. 21, 2015 vs. Montreal	<b>FIRST NHL GAME:</b> Jan. 28, 2014 at Winnipeg
<b>MOST SHOTS, GAME:</b> 4 - three, last: Feb. 7, 2018 at Toronto	<b>FIRST NHL GOAL:</b> March 27, 2014 vs. Buffalo (Matt Hackett)
<b>LONGEST GOAL-SCORING STREAK:</b> None	<b>FIRST GAME AS A PREDATOR:</b> Jan. 28, 2014 at Winnipeg
<b>LONGEST ASSIST STREAK:</b> 2 - (3a) Nov. 7-11, 2018	<b>FIRST GOAL AS A PREDATOR:</b> March 27, 2014 vs. Buffalo (Matt Hackett)
<b>LONGEST POINT-SCORING STREAK:</b> 3 - (1g-2a) Nov. 7-14, 2018	

## INTERNATIONAL RECORD

Finland

Year	Event	GP	G	A	PTS	PIM
2010	U-18 WC	5	0	1	1	4
2011	U-18 WC	6	4	2	6	2
	WJC	6	2	1	3	14
2012	WJC	7	3	3	6	4
2014	WC	10	1	1	2	18

## CAREER RECORD

SEASON	CLUB	LEAGUE	Regular Season					Playoffs				
			GP	G	A	PTS	PIM	GP	G	A	PTS	PIM
2008-09	Laser HT U-18	Finland-U18	23	13	30	43	71	--	--	--	--	--
2009-10	Karpat Jr.	Finland-Jr.	37	18	25	43	93	--	--	--	--	--
	Karpat U-18	Finland-U18	3	4	2	6	4	--	--	--	--	--
2010-11	Karpat	Finland	40	4	6	10	53	3	0	1	1	27
	Suomi U-20	Finland-2	3	1	1	2	27	--	--	--	--	--
2011-12	Karpat	Finland	40	12	9	21	56	7	1	0	1	56
2012-13	Karpat	Finland	42	9	10	19	44	3	2	0	2	14
2013-14	Milwaukee	AHL	75	20	30	50	83	3	0	0	0	6
2014-15	Milwaukee	AHL	38	7	11	18	30	--	--	--	--	--
	Nashville	NHL	1	1	0	1	0	--	--	--	--	--
2015-16	Milwaukee	AHL	4	1	1	2	4	--	--	--	--	--
	Nashville	NHL	61	5	5	10	28	14	1	1	2	6
2016-17	Milwaukee	AHL	4	1	0	1	4	--	--	--	--	--
	Nashville	NHL	5	0	0	0	2	6	0	0	0	2
2017-18	Nashville	NHL	58	2	6	8	34	8	0	0	0	2
<b>NHL TOTALS</b>			<b>125</b>	<b>8</b>	<b>11</b>	<b>19</b>	<b>64</b>	<b>28</b>	<b>1</b>	<b>1</b>	<b>2</b>	<b>10</b>

## STATISTICAL BREAKDOWN

Year	Team	GP	G	A	PTS	PIM	PP	SH	GW	S	%	+/-	TF	FW	F%	MIN	H	BS	S	Shootouts		
																				G	S%	GDG
2014-15	NSH	1	1	0	1	0	0	0	0	4	25.0%	1	0	0	0.0%	10:49	7	1	0	0	.000	0
2015-16	NSH	61	5	5	10	28	0	1	61	8.2%	-1	3	2	66.7%	12:00	164	30	0	0	.000	0	
2016-17	NSH	5	0	0	0	0	0	0	3	0.0%	-1	0	0	0.0%	12:13	14	9	0	0	.000	0	
2017-18	NSH	58	2	6	8	34	0	0	51	3.9%	-8	12	5	41.7%	10:17	114	35	0	0	.000	0	
<b>TOTALS</b>		<b>125</b>	<b>8</b>	<b>11</b>	<b>19</b>	<b>64</b>	<b>0</b>	<b>0</b>	<b>119</b>	<b>6.7%</b>	<b>-9</b>	<b>15</b>	<b>7</b>	<b>46.7%</b>	<b>11:12</b>	<b>299</b>	<b>75</b>	<b>0</b>	<b>0</b>	<b>.000</b>	<b>0</b>	



# JUUSE SAROS

**JUUSE SAROS**  
(YOO-she SA-rhus)  
Goaltender

**CATCHES:** Left  
**HEIGHT:** 5-11  
**WEIGHT:** 180  
**DOB:** April 19, 1995  
**BIRTHPLACE:** Forssa, Finland  
**HOMETOWN:** Forssa, Finland

**ACQUIRED**  
**June 30, 2013** - Nashville's fourth choice, 99th overall (fourth round), in the 2013 NHL Draft.

**2017-18:** Named to the NHL's All-Rookie Team after leading all rookie goaltenders in goals-against average (2.45), save percentage (.925) and shutouts (3)... Played in a career-high 26 games, including 23 starts... Finished with the third-highest single-season save percentage in team history... From Nov. 4 to the end of the regular season, led NHL goaltenders in save percentage (.935) and was fourth in goals-against average (2.19)... Became the first Predators goaltender to record multiple 40-plus save shutouts in the same season (Dec. 14 at Edmonton and Jan. 16 vs. Vegas)... Set the Predators record for most saves in a shutout with 46 on Dec. 14 at Edmonton... Allowed only five goals in December, stopping 169 of 174 shots... Tallied three assists... Appeared in nine games for the AHL's Milwaukee Admirals, going 3-5-1 with a shutout. **PLAYOFFS:** Appeared in four of Nashville's Stanley Cup Playoff games, all in relief... Allowed two goals on 42 shots for a .952 save percentage and 1.06 goals-against average.

**2016-17:** Appeared in 21 games for Nashville, compiling a 10-8-3 record with a 2.35 goals-against average and a .923 save percentage in his first full NHL season... Earned his first NHL shutout on Dec. 30 at St. Louis... Recalled from Milwaukee on Nov. 8, Nov. 26, and Dec. 14... Stopped 34 of 35 shots and earned the win vs. PIT (10/22)... Earned his first career NHL win in his second career game vs. PIT (10/22)... Recalled from Milwaukee on an emergency basis on Oct. 22... Started the season with Milwaukee, being named AHL Goaltender of the Month in November and being named to the AHL All-Star Classic... **PLAYOFFS:** Appeared in two games for Nashville in the Stanley Cup Final, his first career postseason appearances.

**2015-16:** Received his first career recall, and made his NHL debut, on Nov. 28, 2015. Stopped 20-of-23 shots in a 3-2 loss to the Buffalo Sabres... Named to the 2016 AHL All-Rookie Team after ranking fourth among all league netminders in goals-against average (2.24), tying for fourth in wins (29), tying for sixth in shutouts (4) and tying for eighth in save percentage (.920). He led all rookies in each category... Won 13 of 14 decisions - which included an eight-game winning streak - from Nov. 5, 2015-Jan. 2, 2016, and won 14 of his final 16 decisions - including another eight-game winning streak - from Feb. 16-April 15, 2016... Led all AHL goaltenders in shootout percentage, stopping all 13 attempts he faced while posting a 4-0 record... Represented Finland at the World Championship for the third consecutive year in 2016, posting shutouts in both of his starts and earning a silver medal... Name the top-ranked goaltending prospect by ESPN.com in 2015-16.

**CAREER NOTES/AMATEUR:** Appeared in 47 of HPK's 60 Finnish Elite League (SM-Liiga) contests in 2014-15, tying for third in league shutouts (6), third in minutes played (2773:53), fourth in save percentage (.929) and fifth in goals-against average (2.14)... Represented Finland in the World Junior Championship for the second consecutive year in 2015... Served as backup to Predators netminder Pekka Rinne at the 2015 World Championship. Stopped all 22 shots he faced in his lone appearance of the tournament against Slovakia to record Finland's third of four consecutive shutouts... Named 2013-14 Finnish Elite League Rookie of the Year after ranking second in among all goaltenders in goals-against average (1.76), third in save percentage (.928) and tied for fourth in shutouts (7) with HPK in 2013-14. Just the fourth goalie to win the award in its 39-year history... Helped Finland win the 2014 World Junior Championship, its first gold medal at the tournament since 1987... Received 2014 WJC Media All-Star Team honors after leading all goaltenders in save percentage (.943) and goals-against average (1.57) in six games... Served as Finland's third goaltender at the 2014 World Championship (behind Rinne and Mikko Koskinen), earning a silver medal... Named best player of the 2012-13 Finnish junior league regular season and recipient of the Jorma Valtonen Award as the league's top goaltender after leading all netminders in goals-against average (1.86) and save percentage (.933) in 2012-13... A 2013 Finnish junior league All-Star Team selection, along with fellow 2013 Predators draft pick Saku Maenalanen... Led all netminders in goals-against average (2.09) and ranked third in save percentage (.923) in the 2013 postseason, helping HPK claim the league title... Named Best Goalkeeper of the 2013 Under-18 World Championship and one of Finland's three best players of the tournament in helping them claim the bronze medal... Ranked second at the 2013 Under-18 World Championship in goals-against average (1.86) and save percentage (.946) while playing every minute of the tournament for Finland... Helped Finland reach the Gold Medal Game at the 2012 Ivan Hlinka Memorial Tournament, as well as representing his nation at the 2013 Five Nations Tournament... Spent the majority of the 2011-12 campaign at the junior league level, helping HPK earn a bronze medal by posting the playoff's best save percentage (tie, .936)... Ranked fourth in goals-against average (2.53) and eighth in save percentage (.910) with the HPK juniors during the 2011-12 regular season... Spent 14 games at the under-18 level with HPK in 2011-12, leading the league in goals-against average (1.25) and save percentage (.957) during qualification play... Played for HPK's under-16 club in both 2009-10 and 2010-11, winning the Teppo Numminen Award as league MVP and the Jukka Tammi Award as the league's top goaltender in 2011.

**BACKGROUND:** His father, Pekka, works as a school principal in Finland.

**TRANSACTIONS:** **June 30, 2013** - Nashville's fourth choice, 99th overall (fourth round), in the 2013 NHL Draft.

## VERSUS THE NHL

	GP	W	L	O/T	SO	GA	GAA
ANA	-	-	-	-	-	-	-
ARI	1	0	0	1	0	3	2.90
BOS	1	1	0	0	0	1	1.00
BUF	3	0	1	1	0	9	3.94
CGY	2	1	0	1	0	5	3.19
CAR	3	0	1	1	0	6	2.05
CHI	2	0	2	0	0	6	3.03
COL	1	1	0	0	0	2	2.00
CBJ	2	1	0	0	0	4	3.00
DAL	3	2	0	1	0	8	2.59
DET	2	1	1	0	0	4	2.02
EDM	1	1	0	0	1	0	0.00
FLA	2	0	2	0	0	4	2.76
LAK	1	1	0	0	0	3	2.77
MIN	1	1	0	0	1	0	0.00
MTL	-	-	-	-	-	-	-
NSH	-	-	-	-	-	-	-
NJD	2	1	0	1	0	3	1.45
NYI	2	1	1	0	0	7	3.50
NYR	3	0	2	1	0	8	2.65
OTT	1	0	0	1	0	4	3.81
PHI	1	0	1	0	0	3	3.05
PIT	2	1	1	0	0	5	2.52
STL	2	1	1	0	1	4	2.00
SJS	2	2	0	0	0	4	2.00
TBL	2	1	0	1	0	5	2.46
TOR	-	-	-	-	-	-	-
VAN	1	1	0	0	0	3	2.95
VGK	1	1	0	0	1	0	0.00
WSH	2	2	0	0	0	5	2.50
WPG	2	0	1	1	0	5	2.44



**CAREER HIGHLIGHTS**

- LONGEST WIN STREAK:**  
2 - five times, last: April 1-5, 2018
- MOST SHOTS FACED, GAME:**  
47 - (43 saves) March 25, 2018 at Winnipeg
- FIRST NHL GAME:**  
Nov. 28, 2015 vs. Buffalo
- FIRST NHL WIN:**  
Oct. 22, 2016 vs. Pittsburgh
- FIRST NHL SHUTOUT:**  
Dec. 30, 2016 at St. Louis
- FIRST GAME AS A PREDATOR:**  
Nov. 28, 2015 vs. Buffalo
- FIRST SHUTOUT AS A PREDATOR:**  
Dec. 30, 2016 at St. Louis

**INTERNATIONAL RECORD**

Finland

Year	Event	GP	W	L	SO	GAA	SV%
2013	U-18 WC	7	5	2	1	1.86	.946
2014	WJC	6	5	1	0	1.57	.943
	WC	0	0	0	0	0.00	.000
2015	WJC	2	0	2	0	3.03	.875
	WC	1	1	0	1	0.00	1.000
2016	WC	2	2	0	0	0.00	1.000

**CAREER RECORD**

**Regular Season**

**Playoffs**

Season	Club	League	GP	W	L	O/T	Mins.	GA	SO	Avg.	GP	W	L	Mins.	GA	SO	Avg.
2011-12	HPK U-18	Finland-U18	14	11	3	0	844	19	2	1.35	--	--	--	--	--	--	--
	HPK Jr.	Finland-Jr.	31	20	10	0	1804	76	2	2.53	10	6	4	630	22	0	2.10
2012-13	HPK Jr.	Finland-Jr.	37	24	13	0	2220	69	4	1.86	11	9	2	661	23	0	2.09
	HPK	Finland	44	17	16	9	2625	77	7	1.76	6	2	4	367	14	0	2.29
2014-15	HPK	Finland	47	13	18	16	2834	101	6	2.14	--	--	--	--	--	--	--
2015-16	Milwaukee	AHL	38	29	8	0	2248	84	4	2.24	2	0	2	117	5	0	2.56
	Nashville	NHL	1	0	1	0	58	3	0	3.10	--	--	--	--	--	--	--
2016-17	Milwaukee	AHL	15	13	2	0	903	28	1	1.86	--	--	--	--	--	--	--
	Nashville	NHL	21	10	8	3	1200	47	1	2.35	2	0	0	57	3	0	3.18
2017-18	Nashville	NHL	26	11	5	7	1497	61	3	2.45	4	0	0	114	2	0	1.06
	Milwaukee	AHL	9	3	5	1	542	26	1	2.88	--	--	--	--	--	--	--
<b>NHL/PREDATORS TOTALS</b>			<b>48</b>	<b>21</b>	<b>14</b>	<b>10</b>	<b>2755</b>	<b>111</b>	<b>4</b>	<b>2.42</b>	<b>6</b>	<b>0</b>	<b>0</b>	<b>171</b>	<b>5</b>	<b>0</b>	<b>1.76</b>

**SHUTOUTS**

**SHOOTOUTS**

No	Date	Saves	Score	Year	G	A	PTS	PIM	SA	GA	SV%	W	L	SA	GA	SV%
1	12/30/17	25	NASHVILLE 4 at St. Louis 0	2015-16	0	0	0	0	23	3	.870	0	0	0	0	.000
2	12/14/17	46	NASHVILLE 4 at EDMONTON 0	2016-17	0	1	1	0	614	47	.923	0	1	2	2	.000
3	12/30/17	29	Minnesota 0 at NASHVILLE 3	2017-18	0	3	3	0	810	61	.925	0	4	14	7	.500
4	1/16/18	43	Vegas 0 at NASHVILLE 1	<b>TOTALS</b>	<b>0</b>	<b>4</b>	<b>4</b>	<b>0</b>	<b>1447</b>	<b>111</b>	<b>.923</b>	<b>0</b>	<b>5</b>	<b>16</b>	<b>9</b>	<b>.438</b>

# COLTON SISSONS



**COLTON SISSONS**  
(KOHl-tuhn SIH-suhnz)  
Center

**SHOOTS:** Right  
**HEIGHT:** 6-1  
**WEIGHT:** 200  
**DOB:** November 5, 1993  
**BIRTHPLACE:** North Vancouver, British Columbia  
**HOMETOWN:** North Vancouver, British Columbia

**ACQUIRED**  
**June 23, 2012** - Nashville's second choice, 50th overall (second round), in the 2012 NHL Draft.

## VERSUS THE NHL

	GP	G	A	PTS	PIM
ANA	8	1	3	4	0
ARI	7	0	1	1	4
BOS	5	0	1	1	6
BUF	6	1	1	2	2
CGY	8	1	0	1	4
CAR	4	0	1	1	0
CHI	11	0	1	1	2
COL	9	5	2	7	6
CBJ	6	0	1	1	0
DAL	10	0	3	3	9
DET	6	0	0	0	2
EDM	6	0	1	1	0
FLA	4	0	0	0	0
LAK	7	1	0	1	0
MIN	9	0	0	0	6
MTL	4	0	0	0	0
NSH	-	-	-	-	-
NJD	4	0	0	0	4
NYI	5	0	1	1	2
NYR	3	1	1	2	0
OTT	6	2	0	2	4
PHI	3	1	0	1	2
PIT	4	0	0	0	2
STL	12	1	2	3	0
SJS	7	2	0	2	6
TBL	4	3	1	4	0
TOR	5	1	0	1	0
VAN	8	1	0	1	0
VGK	3	0	1	1	4
WSH	5	0	2	2	0
WPG	11	1	2	3	5

**2017-18:** Posted career highs in goals (9), assists (18), points (27), games played (81), penalty minutes (42), hits (136) and blocks (49)... Four of his nine goals were game winners, also a career high... Recorded two goals, including the game-winner, on Mar. 16 at Colorado... Notched his first-career power-play goal on Feb. 25 vs. St. Louis... Won a career-high 14 faceoffs on Nov. 7 at Columbus... **PLAYOFFS:** Tallied three goals, four assists and 10 points in 13 postseason games... Recorded a career-high four-game point streak to open the playoffs against Colorado (3g-2a)... All seven of his playoff points came in the First Round vs. Colorado, the highest single-series total of his career.

**2016-17:** Finished with career highs in games played (58), goals (8), shorthanded goals (1), game-winning goals (1), hits (104) and average time-on-ice (11:07)... Played in his 100th NHL game on March 23 vs. Calgary... Recorded his first career hat trick on Jan. 5 at Tampa Bay... Became the first player in NHL history to score at least three goals in a game with his second being an empty-netter and his third being scored on a goalie at Tampa Bay on Jan. 5... Scored his first NHL shorthanded goal on Nov. 12 vs. Anaheim. **PLAYOFFS:** Tied for second on the club in goals (6) and tied for sixth in points (12) while appearing in all 22 games, the first postseason points of his career... Tied for the team lead in game-winning goals (2)... Recorded the second hat trick in Predators playoff history when he scored three times in Game Six of the Western Conference Final against Anaheim, including the game-winner... Became the first player to score a hat trick in a series-clinching win in the Conference Finals since 2013.

**2015-16:** Recalled on three occasions, with the third time on March 7, lasting through the end of the postseason... Switched numbers from No. 84 to No. 10 upon his third recall... Was an even or plus player in 29 of 34 contests... Scored a goal and recorded a +4 rating in his season debut, a 7-5 win on Nov. 10 vs. Ottawa... Four (3g-1a) of his six (4g-2a) came in a 10-game span during March, including his first career multi-point performance (1g-1a) on March 8 at Winnipeg... Served as the youngest team captain in Milwaukee Admirals history during his 38 games with the team. **PLAYOFFS:** Appeared in 10 of Nashville's 14 postseason games, including all seven second round contests... Led all rookie forwards - and tied for 15th among all skaters - in face-off efficiency (minimum 200 draws, 56.0 percent)... Ranked second among rookies in face-offs taken (62) and winning percentage (51.6) during the postseason.

**2014-15:** Appeared in all 76 of Milwaukee's games ranking second on the team in goals (25) and third in points (42)... His goal total tied him for 18th among all AHLers... Ranked second on the Admirals in power-play goals (6) and tied for second on the team in game-winning goals (4)... Became the first Admirals player in the team's AHL history to record back-to-back 25-goal seasons to start his career.

**2013-14:** Played 17 NHL games on three recalls (Jan. 27, Feb. 8 and March 10) in his first professional season... Made his NHL debut on Jan. 28, 2014 in Winnipeg, recording his first career point/assist on a second-period goal... Tied for seventh among AHL rookies, tied for 20th among all skaters, and led Milwaukee in goals (25) despite missing 14 of Milwaukee's games due to his time in the NHL... Ranked fourth on the Admirals and tied for 16th among AHL rookies in points (44)... Tied for first among AHL rookies, and for fourth among all skaters, in game-winning goals (6)... One of three rookies named to the 2014 AHL All-Star Team that took on Farjestads BK in the 2014 AHL All-Star Classic.

**AMATEUR:** Served as captain of the Kelowna Rockets (WHL) for the second consecutive season in 2012-13, and was named team MVP... Ranked second on the Rockets in points per game (1.10), posting 67 points (28g-39a) in 61 games... Finished the 2012-13 season ranked ninth in WHL plus/minus rating (+43)... Tied for fourth in the WHL in shorthanded assists (3), and 10th in shorthanded points (5) in 2012-13... Missed 11 regular-season games and the playoffs due to injury in 2012-13... Ranked second on Kelowna in goals (26), and tied for third in points (41) in 2011-12... Paced the 2011-12 Rockets in power-play goals (13) and tied for the team lead in shorthanded markers (2)... Captained Team Orr to a 2-1 victory at the 2012 Home Hardware Top Prospects Game... An alternate captain for Team WHL at the 2011 Subway Super Series... Took part in the NHL's Research and Development Camp in August 2011... Ranked sixth among 2010-11 WHL rookies in plus/minus rating (+15), and 12th in points (17g-24a-41pts)... Recorded 23 points (9g-14a) in the final 19 games of his rookie WHL season... Ranked eighth among WHL rookies in points during the 2011 playoffs (3g-3a-6pts)... Acquired by Kelowna from Saskatoon in January 2010... Led Westside (BCHL) rookies in points (6g-16a-22pts) in 2009-10... A teammate of the 2011 No. 1 overall pick Ryan Nugent-Hopkins with the Vancouver NW Giants of the BC Hockey Major Midget League in 2008-09... Ranked fifth in the BC-MML in points (30g-24a-54pts) in 2008-09.

**BACKGROUND:** Lists Game of Thrones as his favorite TV show, Hawaii as his favorite vacation spot and Rolf & Daughters as favorite Nashville restaurant... Lists Dustin Johnson as his favorite athlete and says he would be a chef if he wasn't playing hockey... On Twitter @Colton\_es15.

**TRANSACTIONS:** **June 23, 2012** - Nashville's second choice, 50th overall (second round), in the 2012 NHL Draft.



## CAREER HIGHLIGHTS

<b>MOST GOALS, GAME:</b> 3 - Jan. 5, 2017 at Tampa Bay	<b>CAREER HAT TRICKS:</b> 1 - Jan. 5, 2017 at Tampa Bay (Andrei Vasilevskiy)
<b>MOST ASSISTS, GAME:</b> 2 - Nov. 11, 2017 vs. Washington	<b>CAREER PENALTY SHOTS:</b> 1 - Feb. 22, 2018 vs. San Jose (no goal, Aaron Dell)
<b>MOST POINTS, GAME:</b> 3 - (3g) Jan. 5, 2017 at Tampa Bay	<b>CAREER OVERTIME POINTS:</b> None
<b>MOST PIM, GAME:</b> 5 - twice, last March 29, 2016 at Dallas	<b>FIRST NHL GAME:</b> Jan. 28, 2014 at Winnipeg
<b>MOST SHOTS, GAME:</b> 3 - twice, last Nov. 12, 2015 vs. Toronto	<b>FIRST NHL GOAL:</b> March 27, 2014 vs. Buffalo (Matt Hackett)
<b>LONGEST GOAL-SCORING STREAK:</b> 2 - three times, last: Feb. 1-3, 2018	<b>FIRST GAME AS A PREDATOR:</b> Jan. 28, 2014 at Winnipeg
<b>LONGEST ASSIST STREAK:</b> 3 - (3a) March 4-8, 2018	<b>FIRST GOAL AS A PREDATOR:</b> March 27, 2014 vs. Buffalo (Matt Hackett)
<b>LONGEST POINT-SCORING STREAK:</b> 3 - (3a) March 4-8, 2018	

### CAREER RECORD

SEASON	CLUB	LEAGUE	Regular Season					Playoffs				
			GP	G	A	PTS	PIM	GP	G	A	PTS	PIM
2009-10	Westside	BCHL	58	6	16	22	29	11	1	1	2	4
2010-11	Kelowna	WHL	63	17	24	41	46	10	3	3	6	6
2011-12	Kelowna	WHL	58	26	15	41	62	4	1	1	2	2
2012-13	Kelowna	WHL	61	28	39	67	54	--	--	--	--	--
2013-14	Milwaukee	AHL	62	25	19	44	8	3	0	1	1	2
	Nashville	NHL	17	1	3	4	4	--	--	--	--	--
2014-15	Milwaukee	AHL	76	25	17	42	27	--	--	--	--	--
2015-16	Milwaukee	AHL	38	8	11	19	31	--	--	--	--	--
	Nashville	NHL	34	4	2	6	12	10	0	0	0	8
2016-17	Nashville	NHL	58	8	2	10	12	22	6	6	12	24
2017-18	Nashville	NHL	81	9	18	27	42	13	3	4	7	8
<b>NHL TOTALS</b>			<b>190</b>	<b>22</b>	<b>25</b>	<b>47</b>	<b>70</b>	<b>45</b>	<b>9</b>	<b>10</b>	<b>19</b>	<b>32</b>

### STATISTICAL BREAKDOWN

Year	Team	GP	G	A	PTS	PIM	PP	SH	GW	S	%	+/-	TF	FW	F%	MIN	H	BS	Shootouts			
																			S	G	S%	GDG
2013-14	NSH	17	1	3	4	4	0	0	0	13	7.7%	0	144	70	48.6%	10:37	9	9	0	0	.000	0
2015-16	NSH	34	4	2	6	12	0	0	0	25	16.0%	5	252	141	56.0%	9:57	35	20	0	0	.000	0
2016-17	NSH	58	8	2	10	12	0	1	1	42	19.0%	11	384	192	50.0%	11:07	104	24	0	0	.000	0
2017-18	NSH	81	9	18	27	42	1	0	4	120	7.5%	2	935	517	55.3%	16:06	136	49	0	0	.000	0
<b>TOTALS</b>		<b>190</b>	<b>22</b>	<b>25</b>	<b>47</b>	<b>70</b>	<b>1</b>	<b>1</b>	<b>5</b>	<b>200</b>	<b>11.0%</b>	<b>18</b>	<b>1715</b>	<b>920</b>	<b>53.6%</b>	<b>12:59</b>	<b>284</b>	<b>102</b>	<b>0</b>	<b>0</b>	<b>.000</b>	<b>0</b>





# CRAIG SMITH

**CRAIG SMITH**  
(KRAIG SMITHH)

Right Wing

**SHOOTS:** Right

**HEIGHT:** 6-1

**WEIGHT:** 203

**DOB:** September 5, 1989

**BIRTHPLACE:** Madison, Wisconsin

**HOMETOWN:** Madison, Wisconsin

## ACQUIRED

**June 27, 2009** - Nashville's sixth choice, 98th overall (fourth round), in the 2009 NHL Draft.

## VERSUS THE NHL

	GP	G	A	PTS	PM
ANA	22	6	2	8	10
ARI	21	4	9	13	6
BOS	11	6	1	7	2
BUF	11	4	3	7	8
CGY	21	2	9	11	8
CAR	10	4	0	4	4
CHI	32	9	4	13	12
COL	28	11	12	23	20
CBJ	20	6	4	10	4
DAL	29	8	8	16	12
DET	18	4	6	10	6
EDM	21	4	6	10	6
FLA	11	3	4	7	2
LAK	22	6	4	10	8
MIN	31	6	7	13	10
MTL	11	0	2	2	4
NSH	-	-	-	-	-
NJD	11	2	5	7	4
NYI	10	2	4	6	0
NYR	10	1	1	2	6
OTT	11	4	1	5	6
PHI	11	2	2	4	6
PIT	10	1	1	2	4
STL	33	3	12	15	12
SJS	22	4	7	11	4
TBL	11	3	3	6	6
TOR	10	2	3	5	2
VAN	20	5	7	12	16
VGK	3	0	0	0	2
WSH	11	3	3	6	6
WPG	24	8	8	16	14

**2017-18:** Established a career high in goals (25), power-play goals (9) and plus-minus (+20)... Hit the 20-goal mark for the fourth time in his career, one of just three players in team history to do so... Finished with 51 points, one shy of matching his career high... Recorded a career-long eight-game point streak (4g-5a) from Feb. 13-27... Played in his 500th career NHL game on March 6 vs. Dallas... Scored eight seconds into the third period on Jan. 4 at Arizona, the fastest goal from the start of the third on the road in team history... Fired a career-high 11 shots on Dec. 29 at Minnesota, becoming the fifth player in team history to have at least 11 shots in a game... Became the eighth player to score 100 goals for the Predators on Oct. 27 at Chicago. **PLAYOFFS:** Appeared in all 13 postseason games for Nashville, tallying two goals and two assists.

**2016-17:** Earned his 200th NHL point on March 20 vs. Arizona... Recorded his second multi-goal game of the season on Jan. 26 vs. Columbus... Tied his season high with three points (2g-1a) and recorded his third multi-goal game of the season on April 6 at Dallas... Ended the season with 11 points (3g-8a) in his last 10 contests... Dished out a career-high 93 hits. **PLAYOFFS:** Appeared in 10 postseason contests, recording one goal and three points.

**2015-16:** Hit the 20-goal mark for the third consecutive season, one of 34 players League wide to do so each of the last three campaigns... Led the team and set a career high in game-winning goals (6)... Ranked third on the team in both goals (21) and shots (199)... Played in all 82 games for the second consecutive season... Scored 14 of his 21 goals - and 27 of his 37 points (14g-13a) on Bridgestone Arena ice... Set a career high in hits (84)... Played in his 300th career NHL game on Nov. 28 vs. Buffalo. **PLAYOFFS:** Limited to 11-of-14 games due to injury... Scored a goal and added an assist in Game Two of Round One vs. Anaheim.

**2014-15:** Tied for second on the team in goals (23)... Led the team and ranked among the League's Top 20 with a career-high 252 shots on goal... One of four Predators to play in all 82 games... Tied for second on the team in power-play goals (6)... Played in his 200th career NHL game on Oct. 18 in Chicago. **PLAYOFFS:** Tied for second on the team in postseason points (2g-3a)... Tallied three points (2g-1a) - including the game-winning goal - in Game Two of the Western Conference Quarterfinals vs. Chicago to become the fourth Preds skater in franchise history to record a three-point playoff game. Followed his Game Two performance up with assists on both of Nashville's goals in Game Three.

**2013-14:** Led the Predators in goals (24), and ranked third on the team in points (52), setting a career high in the latter and becoming the sixth Preds draftee to hit the 50-point mark for the club... Set a career high in assists (28)... Tied for second on the team in game-winning goals (4)... Led the team in plus/minus rating (+16)... Set a career high in average ice time (16:23)... Posted his first career four-point game (2g-2a) in the team's regular-season finale on April 13 at Minnesota. The final point, a power-play goal, was the 100th of his career... Named one of the United States' best players at the 2014 World Championship, the third time in four years he's gained the honor... Ranked fourth on Team USA in points (3g-5a-8pts) and tied for third in goals at Worlds... Has 30 points (10g-20a) in 29 career World Championship games since 2011.

**2012-13:** Tied for second in the NHL in shootout goals (5), and posted the League's fifth-best success rate among shooters taking at least four attempts (five-for-seven, 71.4 percent)... Helped the United

States claim its first medal at the World Championship in nine years (bronze)... Named one of Team USA's three best players of the tournament after leading all skaters in assists, and ranking third in points (4g-10a-14pts)... Tied for 10th in goals and penalty minutes (18) at the World Championship.

**2011-12:** Tied for seventh among all NHL rookies in goals (14) and assists (22), and ranked eighth in points (36)... Tied for second among first-year NHLers in power-play goals (6), and ranked third in shots on goal (172)... Ranked third among rookies in power-play points (6g-7a-13pts)... Ranked second on the team and fourth among rookies in road goals, assists and points (10g-15a-25pts)... Posted 14 points (7g-7a) in his first 15 NHL games... Participated in the rookie portion of the 2012 All-Star Weekend... Joined Team USA at the 2012 World Championship, posting a pair of assists while playing in the club's final four contests. **PLAYOFFS:** Made his Stanley Cup Playoff debut in Game Five of the WCO vs. Detroit... Recorded his first postseason point/assist in Game One of the WCS vs. Phoenix.

**AMATEUR:** Served as an alternate captain and played all 41 games for the Wisconsin Badgers (WCHA) during his sophomore season in 2010-11... Ranked ninth in the WCHA in goals (19), tied for 11th in conference scoring (19g-24a-43pts) in 2010-11... Paced the 2010-11 Badgers in goals and penalty minutes (87) while ranking second in points... Tied for fourth in the WCHA in game-winning goals (5), tied for sixth in power-play points (8g-15a-23pts) and eighth in man-advantage goals in 2010-11... Named one of Team USA's three best players at the 2011 World Championship after leading the team in goals (3) and ranking second in points (6) in seven tournament games... One of only two collegiate underclassmen on the United States' 2011 World Championship entry... Named to the 2010 WCHA All-Rookie Team after finishing the season ninth in NCAA freshman scoring (8g-25a-33pts)... Helped the Badgers advance to the 2010 NCAA National Championship Game, posting three points (1g-2a) in four NCAA Tournament games... A 2009 USHL First-Team All-Star... Waterloo Black Hawks captain and team MVP in 2008-09... Ranked second in the United States Hockey League in assists (48), tied for second in points (76), and tied for eighth in goals (28) in 2008-09... The only player in the league to post at least 70 points and 100 penalty minutes in 2008-09... Posted the USHL's fourth-best plus/minus rating (+32) in 2008-09... Represented the East Division at the 2009 USHL Prospects/All-Star Game... Captained the U.S. Junior Select Team to the 2008 World Junior A Challenge championship... Named to the 2008 World Junior A Challenge All-Star Team after posting eight points (3g-5a) in five games... Ranked third on the Black Hawks in penalty minutes in both 2008-09 (108) and 2007-08 (90)... Participated in the 2007 World Junior A Challenge.

**BACKGROUND:** Nickname: "Smitty" or "Taz"... Favorites include Forrest Gump (movie), Red Hot Chili Peppers (band), Tin Angel (Nashville restaurant), Jamaican Jerk Sauce (condiment) and Lone Survivor by Marcus Luttrell (book)... Would like to be a Muskie fishing guide when his hockey career is over... Enjoys cooking and playing guitar away from the rink... Dark chocolate almonds are his guilty pleasure... Rick Vaughn from Major League would play him in a movie.

**TRANSACTIONS:** **June 27, 2009** - Nashville's sixth choice, 98th overall (fourth round), in the 2009 NHL Draft.



# 15

## INTERNATIONAL RECORD

United States

Year	Event	GP	G	A	PTS	PIM
2011	WC	7	3	3	6	4
2012	WC	4	0	2	2	2
2013	WC	10	4	10	14	18
2014	WC	8	3	5	8	10

## CAREER RECORD

Regular Season

Playoffs

SEASON	CLUB	LEAGUE	GP	G	A	PTS	PIM	GP	G	A	PTS	PIM
2006-07	Waterloo	USHL	45	8	10	18	28	4	0	1	1	8
2007-08	Waterloo	USHL	58	13	10	23	90	11	2	3	5	8
2008-09	Waterloo	USHL	54	28	48	76	108	3	1	3	4	26
2009-10	U. of Wisconsin	WCHA	41	8	25	33	72	--	--	--	--	--
2010-11	U. of Wisconsin	WCHA	41	19	24	43	87	--	--	--	--	--
2011-12	Nashville	NHL	72	14	22	36	30	2	0	1	1	0
2012-13	Nashville	NHL	44	4	8	12	20	--	--	--	--	--
	KalPa	Finland	8	4	4	8	20	--	--	--	--	--
	Milwaukee	AHL	4	1	4	5	0	--	--	--	--	--
2013-14	Nashville	NHL	79	24	28	52	22	--	--	--	--	--
2014-15	Nashville	NHL	82	23	21	44	44	6	2	3	5	0
2015-16	Nashville	NHL	82	21	16	37	40	11	1	1	2	4
2016-17	Nashville	NHL	78	12	17	29	30	10	1	2	3	2
2017-18	Nashville	NHL	79	25	26	51	24	13	2	2	4	2
NHL/PREDATORS TOTALS			516	123	138	261	210	42	6	9	15	8

## STATISTICAL BREAKDOWN

Shootouts

Year	Team	GP	G	A	PTS	PIM	PP	SH	GW	S	%	+/-	TF	FW	F%	MIN	H	BS	S	G	S%	GDG
2011-12	NSH	72	14	22	36	30	6	0	1	172	8.1%	-9	393	173	44.0%	14:11	44	17	4	0	.000	0
2012-13	NSH	44	4	8	12	20	2	0	0	83	4.8%	-11	200	79	39.5%	13:51	39	13	7	5	.714	1
2013-14	NSH	79	24	28	52	22	7	0	4	215	11.2%	16	19	3	15.8%	16:23	54	21	8	1	.125	1
2014-15	NSH	82	23	21	44	44	6	0	4	252	9.1%	11	30	12	40.0%	15:44	77	17	9	2	.222	0
2015-16	NSH	82	21	16	37	40	2	0	6	199	10.6%	4	230	76	33.0%	15:11	84	18	6	2	.333	2
2016-17	NSH	78	12	17	29	30	2	0	1	155	7.7%	7	111	51	46.0%	13:49	93	16	2	0	.000	0
2017-18	NSH	79	25	26	51	24	9	0	2	229	10.9%	20	94	40	42.6%	15:23	60	35	4	1	.250	1
TOTALS		516	123	138	261	210	34	0	18	1305	9.4%	38	1077	434	40.3%	15:02	451	137	40	11	.275	5

## CAREER HIGHLIGHTS

**MOST GOALS, GAME:**  
2 - 16 times, last: April 5, 2018 at Washington

**MOST ASSISTS, GAME:**  
3 - twice, last: March 25, 2017

**MOST POINTS, GAME:**  
4 - (2g-2a) April 13, 2014 at Minnesota

**MOST PIM, GAME:**  
4 - 11 times, last: Nov. 27, 2018 at Winnipeg

**MOST SHOTS, GAME:**  
11 - Dec. 29, 2017 at Minnesota

**LONGEST GOAL-SCORING STREAK:**  
3 - twice, last (3g) Feb. 27-March 3, 2016

**LONGEST ASSIST STREAK:**  
4 - (5a) Feb. 27-March 5, 2016

**LONGEST POINT-SCORING STREAK:**  
8 - (4g-5a) Feb. 13-27, 2018

**CAREER HAT TRICKS:**  
None

**CAREER PENALTY SHOTS:**  
None

**CAREER OVERTIME POINTS:**  
2 (2g)

**FIRST NHL GAME:**  
Oct. 7, 2011 at Columbus

**FIRST NHL GOAL:**  
Oct. 7, 2011 at Columbus (Steve Mason)

**FIRST GAME AS A PREDATOR:**  
Oct. 7, 2011 at Columbus

**FIRST GOAL AS A PREDATOR:**  
Oct. 7, 2011 at Columbus (Steve Mason)



# P.K. SUBBAN

**P.K. SUBBAN**  
(PEE-KAY soo-BAN)  
Defense

**SHOOTS:** Right  
**HEIGHT:** 6-0  
**WEIGHT:** 210  
**DOB:** May 13, 1989  
**BIRTHPLACE:** Toronto, Ontario  
**HOMETOWN:** Toronto, Ontario

**ACQUIRED**  
**June 29, 2016** - Acquired from Montreal for Shea Weber.

**CAREER HIGHLIGHTS:** Winner of the 2013 Norris Trophy as the League's top defenseman, and a NHL First-Team All-Star in both 2013 and 2015... Nominated for the Norris Trophy and named an NHL Second-Team All-Star in 2018... Won Olympic Gold at the 2014 Sochi Games... Served as captain of the Central Division All-Stars at the 2017 and 2018 NHL All-Star Game, the first Preds player to serve as captain in All-Star history... Since the start of the 2012-13 season, ranks third in assists (233) and points (301) and ninth in goals (68) by a defenseman... Also ranks second in power-play points (135) in that span.

**2017-18:** Named a Norris Trophy finalist after finishing tied for fourth in goals (16), tied for eighth in points (59) and tied for 13th in assists (43) among NHL defensemen... Captained the Central Division All-Star Team for the second consecutive season at the 2018 NHL All-Star Weekend in Tampa... Set a career high in goals and was one point from matching his best mark of 60 set in 2014-15... Led Nashville in assists... Was the only Predators player to appear in all 82 games, which he did for the third time in his career... Had 25 power-play points (5g-20a), the second-highest mark of his career... Led Predators defensemen with 13 multi-point games... Produced 30 points (11g-19a) in 31 games from Dec. 13-Feb. 22... Faced

his brother, Malcolm, for the first time in an NHL game against Vegas on Dec. 8, recording a shot on goal... Recorded a season-high three points (3a) on Oct. 10 vs. Philadelphia. **PLAYOFFS:** Led Predators defensemen and ranked tied for third on the team in points with nine (4g-5a)... Appeared in all 13 of Nashville's playoff games... Scored four power-play goals - including one in three consecutive games from April 29-May 3 - in the Second Round against Winnipeg, tying the Preds record for most in a single series.

**2016-17:** Finished with 10 goals and 40 points in 66 games in his first full season with Nashville... Represented the Predators and captained the Central Division All-Star Team at the 2017 NHL All-Star Weekend in Los Angeles... Earned his 300th NHL point on Feb. 12 vs. Dallas... Appeared in his 500th NHL game on April 8 at Winnipeg... Scored two goals on Nov. 21 vs. Tampa Bay... Scored the Predators' first goal of the season on his first shot in a gold uniform on Oct. 14 vs. Chicago. **PLAYOFFS:** Ranked third among Nashville defensemen and tied for sixth on the club in points (12) while appearing in all 22 games... Ranked fifth in the NHL among all defensemen in points... Tied for the team lead in assists (10)... Tied a franchise record for points in a single playoff game by a defenseman (1g-2a) on Apr. 26 vs. STL.

**2015-16:** Ranked ninth among NHL defensemen in assists (45), tying a career high, and tied for ninth at the position in points (51), his third straight season with more than 50 points... Tied for fourth among all NHLers in power-play assists (22), and ranked fifth in average ice time (26:21), setting career highs in both categories... Ranked third in the NHL in average power-play ice time (4:36)... Led the Canadiens in penalty minutes (76) for the third time in the last six seasons... Participated in the All-Star Game in Nashville... Served as a Montreal alternate captain for the second consecutive season... A finalist for the NHL Foundation Award... Missed 14 games due to injury.

**CAREER NOTES:** An NHL First-Team All-Star for the second time in his career in **2014-15**... A finalist for the 2015 Norris Trophy, receiving the third-most votes, while finishing 16th in Hart Trophy voting... Tied for second among all NHL defensemen in points and assists (15g-45a-60pts), and tied for sixth in goals, setting career highs in all three categories... Ranked second among League blueliners in power-play goals (8) and game-winning goals (5), setting career highs in both... Set a career high and tied for ninth among NHL d-men in plus/minus rating (+21), while ranking sixth among all skaters in average ice time (26:12)... Led Montreal in points (1g-7a-8pts) and assists, and ranked eighth among all skaters in average ice time (26:47), during the 2015 Stanley Cup Playoffs... Tied for fifth among all blueliners in assists (43), and for sixth in points (53) while playing in all 82 games for the first of two straight seasons in **2013-14**... Registered more than 200 shots for the second time in his career, ranking sixth among defenders in the category (204)... Tied for fifth among defensemen in power-play assists (19)... Helped Montreal advance to the 2014 Eastern Conference Final, leading the team in points (5g-9a-14pts), tying for the team lead in assists, and tying for second in goals. His point total was good for fourth among all defenders... Helped Canada win gold at the 2014 Sochi Olympics... Winner of the 2013 Norris Trophy as the NHL's top defenseman and a NHL First-Team All-Star after ranking among the top three defensemen in points (tied for first, 38), goals (second, 11) and assists (third, 27) in 2012-13. Also received the 13th-most votes for the Hart Trophy... Led all defensemen and tied for second among all skaters in power-play assists (19), and ranked second among blueliners in power-play goals (7) and third in shots (126) in **2012-13**... Tied for the team lead in scoring (2g-2a-4pts) during the 2013 Stanley Cup Playoffs... Represented Canada at the World Championship for the first time in 2013... The only NHL defenseman with more than 20 points (7g-29a-36pts) and 100 penalty minutes (119) in **2011-12**... Ranked seventh among defensemen in shots with a career high (205), and tied for eighth in power-play goals (5)... Led the Canadiens in average ice time (24:18)... Named to the 2011 NHL All-Rookie Team and finished sixth in voting for the 2011 Calder Trophy after leading all rookie defensemen in goals (14), ranking third in points (38) and fourth in assists (24) during the **2010-11** season... Tied for the defensive lead, and ranked second among all rookies, in power-play goals (9) in 2010-11... Ranked third among all defensemen and all rookies in penalty minutes with a career high (124) in 2010-11... Ranked fifth among rookies

## VERSUS THE NHL WITH PREDATORS

	GP	G	A	PTS	PIM	GP	G	A	PTS	PIM
ANA	13	1	4	5	20	6	1	1	2	8
ARI	14	0	5	5	7	6	0	1	1	5
BOS	32	4	12	16	43	3	0	1	1	0
BUF	33	3	13	16	44	4	1	0	1	2
CGY	14	3	8	11	14	5	1	3	4	4
CAR	22	4	9	13	38	4	0	1	1	0
CHI	15	3	6	9	28	7	1	4	5	12
COL	16	4	8	12	12	8	1	5	6	4
CRJ	15	3	12	15	14	4	0	3	3	0
DAL	17	2	12	14	15	9	1	7	8	2
DET	16	2	10	12	30	4	1	2	3	16
EDM	16	2	15	17	16	6	0	4	4	6
FLA	23	3	11	14	38	3	1	0	1	7
LAK	13	4	8	12	8	5	1	3	4	4
MIN	16	8	10	18	6	9	3	4	7	6
MTL	3	0	2	2	2	3	0	2	2	2
NSH	8	2	3	5	12	-	-	-	-	-
NJD	21	5	9	14	8	3	2	1	3	2
NYI	23	4	12	16	4	0	0	1	1	2
NYR	22	2	12	14	28	3	1	3	4	0
OTT	30	7	18	25	31	4	3	3	6	2
PHI	25	2	16	18	28	3	0	3	3	2
PIT	24	3	9	12	38	4	1	2	3	2
STL	16	1	9	10	12	8	0	4	4	6
SJS	13	1	6	7	2	6	1	4	5	2
TBL	25	5	9	14	26	3	3	2	5	2
TOR	33	4	16	20	37	4	0	1	1	0
VAN	14	3	7	10	24	4	2	1	3	16
VGK	3	0	1	1	2	3	0	1	1	2
WSH	23	1	6	7	27	4	0	2	2	2
WPG	24	3	10	13	32	9	1	4	5	8



and eighth among defensemen in shots (197) in 2010-11... Ranked fifth among rookies in blocked shots (106), and tied for seventh in hits (110)... Led Montreal defensemen and tied for fourth overall in points (2g-2a-4pts) during the 2011 postseason... A 2010 AHL First-Team All-Star and All-Rookie Team selection after tying for the lead among defensemen in goals (18), ranking third in points (53) and tying for ninth in assists (35) in **2009-10**... Tied for second among blueliners in power-play goals (11), ranked second among all AHLers in plus/minus (+46)... Recipient of the 2010 AHL President's Award for excellence in all areas off the ice... Participated in the 2010 AHL All-Star Game... Tied for fifth among defensemen in points (3g-7a-10pts) during the 2010 Calder Cup Playoffs despite playing in only seven of Hamilton's 19 games... Recorded assists in each of his first two NHL contests, Feb. 12-13, 2010 vs. Philadelphia... Played in Montreal's final 14 games of the 2010 Stanley Cup Playoffs, helping it advance to the Eastern Conference Final. Helped the Canadiens win two Game Sevens, and finished second among all rookies in postseason points (1g-7a-8pts).

**AMATEUR:** A 2009 OHL First-Team All-Star and runner up for the Max Kaminsky Award (most outstanding defenseman) after ranking second among all skaters in assists (62) and tying for second in defensive points (76) as captain of the Belleville Bulls in 2008-09. Now-teammate Ryan Ellis led in both categories... Ranked fifth in OHL plus/minus rating (+47) and eighth in power-play assists (29) in 2008-09... Voted the player with the hardest shot, the best offensive defenseman and came in second in the best playmaker and best defensive defenseman categories in the 2008 OHL Eastern Conference Coaches' Poll... Was recognized as the player with the hardest shot and the best offensive defenseman, and came 2nd as the best playmaker and the best defensive defenseman in the Eastern Conference in the OHL Coaches Poll... Played in the 2009 OHL All-Star Game... Tied for fourth among blueliners in points (3g-12a-15pts) during the 2009 OHL Playoffs... Helped Canada win gold at the 2009 World Junior Championship. Tied for first among all defensemen in points (2g-7a-9pts) and all players in plus/minus (+12), being named to the tournament all-star team and one of Canada's three best players... Tied for 10th among OHL defensemen in assists (38) and played in

the OHL All-Star Game in 2007-08... Helped Belleville advance to the 2008 OHL Final, leading all defensemen in postseason goals, assists and points (8g-15a-23pts)... Helped Canada win gold at the 2008 World Junior Championship... Ranked seventh among OHL d-men in points (15g-41a-56pts), tied for eighth in goals, and 10th in assists in 2006-07... Voted the player with the hardest shot in the 2007 OHL Eastern Conference Coaches' Poll... Tied for fourth among defensemen in points (5g-8a-13pts) during the 2007 OHL Playoffs... Tied for fourth among defensemen in points (5g-8a-13pts) during the 2007 OHL Playoffs... Played for Team Ontario in the 2005 World Under-17 Hockey Challenge... Spent 2004-05 with the Markham Islanders Minor Midget AAA program, and 2003-04 with the North York Rangers Bantam AAA program.

**BACKGROUND:** Nickname: Subbanator... Has his own marketing company, P.K.S.S. Management, and website, pksuban.com... On Sept. 16, 2015, announced a \$10 million donation to the Montreal Children's Hospital. The hospital called it "the biggest philanthropic commitment by a sports figure in Canadian history"... One of five children. Each of his younger brothers - Malcolm (Boston) and Jordan (Vancouver) have been drafted and are in NHL organizations... His Twitter account, @PKSubban1, has the fourth-most followers among all NHL players.

**TRANSACTIONS:** **June 29, 2016** - Acquired by Nashville from Montreal for defenseman Shea Weber... **June 23, 2007** - Montreal's third choice, 43rd overall (second round), in the 2007 Entry Draft.





# P.K. *SUBBAN*



## CAREER RECORD

SEASON	CLUB	LEAGUE	Regular Season					Playoffs				
			GP	G	A	PTS	PIM	GP	G	A	PTS	PIM
2004-05	Markham	GTMHL	67	15	28	43	179	--	--	--	--	--
2005-06	Belleville	OHL	52	5	7	12	70	3	0	0	0	2
2006-07	Belleville	OHL	68	15	41	56	89	15	5	8	13	26
2007-08	Belleville	OHL	58	8	38	46	100	21	8	15	23	28
2008-09	Belleville	OHL	56	14	62	76	94	17	3	12	15	22
2009-10	<b>Montreal</b>	<b>NHL</b>	<b>2</b>	<b>0</b>	<b>2</b>	<b>2</b>	<b>2</b>	<b>14</b>	<b>1</b>	<b>7</b>	<b>8</b>	<b>6</b>
	Hamilton	AHL	77	18	35	53	82	7	3	7	10	6
2010-11	<b>Montreal</b>	<b>NHL</b>	<b>77</b>	<b>14</b>	<b>24</b>	<b>38</b>	<b>124</b>	<b>7</b>	<b>2</b>	<b>2</b>	<b>4</b>	<b>2</b>
2011-12	<b>Montreal</b>	<b>NHL</b>	<b>81</b>	<b>7</b>	<b>29</b>	<b>36</b>	<b>119</b>	--	--	--	--	--
2012-13	<b>Montreal</b>	<b>NHL</b>	<b>42</b>	<b>11</b>	<b>27</b>	<b>38</b>	<b>57</b>	<b>5</b>	<b>2</b>	<b>2</b>	<b>4</b>	<b>2</b>
2013-14	<b>Montreal</b>	<b>NHL</b>	<b>82</b>	<b>10</b>	<b>43</b>	<b>53</b>	<b>81</b>	<b>17</b>	<b>5</b>	<b>9</b>	<b>14</b>	<b>24</b>
2014-15	<b>Montreal</b>	<b>NHL</b>	<b>82</b>	<b>15</b>	<b>45</b>	<b>60</b>	<b>74</b>	<b>12</b>	<b>1</b>	<b>7</b>	<b>8</b>	<b>31</b>
2015-16	<b>Montreal</b>	<b>NHL</b>	<b>68</b>	<b>6</b>	<b>45</b>	<b>51</b>	<b>75</b>	--	--	--	--	--
2016-17	Nashville	NHL	66	10	30	40	44	22	2	10	12	29
2017-18	Nashville	NHL	82	16	43	59	82	13	4	5	9	10
<b>NHL TOTALS</b>			<b>582</b>	<b>89</b>	<b>288</b>	<b>377</b>	<b>658</b>	<b>90</b>	<b>17</b>	<b>42</b>	<b>59</b>	<b>133</b>
<b>PREDATORS TOTALS</b>			<b>148</b>	<b>26</b>	<b>73</b>	<b>99</b>	<b>126</b>	<b>35</b>	<b>6</b>	<b>15</b>	<b>21</b>	<b>39</b>



## CAREER HIGHLIGHTS

<b>MOST GOALS, GAME:</b> 3 - March 20, 2011 at Minnesota	<b>CAREER HAT TRICKS:</b> 1 - March 20, 2011 at Minnesota (Jose Theodore & Niklas Backstrom)
<b>MOST ASSISTS, GAME:</b> 3 - 10 times, last: Oct. 10, 2017 vs. Philadelphia	<b>CAREER PENALTY SHOTS:</b> None
<b>MOST POINTS, GAME:</b> 4 - twice, last (1g-3a) Jan. 2, 2014 at Dallas	<b>CAREER OVERTIME POINTS:</b> 5 (1g-4a)
<b>MOST PIM, GAME:</b> 17 - April 17, 2013 at Pittsburgh	<b>FIRST NHL GAME:</b> Feb. 12, 2010 at Philadelphia
<b>MOST SHOTS, GAME:</b> 9 - twice, last: Feb. 5, 2018 at NY Islanders	<b>FIRST NHL GOAL:</b> Nov. 11, 2010 at Boston
<b>LONGEST GOAL-SCORING STREAK:</b> 3 - (3g) March 30, 2011-April 5, 2011	<b>FIRST GAME AS A PREDATOR:</b> Oct. 14, 2016 vs. Chicago
<b>LONGEST ASSIST STREAK:</b> 8 - (9a) Jan. 25, 2016-Feb. 12, 2016	<b>FIRST GOAL AS A PREDATOR:</b> Oct. 14, 2016 vs. Chicago
<b>LONGEST POINT-SCORING STREAK:</b> 8 - (2g-9a) Jan. 25, 2016-Feb. 12, 2016	

## INTERNATIONAL RECORD


Canada

Year	Event	GP	G	A	PTS	PIM
2008	WJC	7	0	0	0	2
2009	WJC	6	3	6	9	6
2013	WC	1	0	0	0	0
2014	Olympics	1	0	0	0	0

## STATISTICAL BREAKDOWN

### Shootouts

Year	Team	GP	G	A	PTS	PP	SH	GW	S	%	+/-	TF	FW	F%	MIN	H	BS	S	G	S%	GDG	
2009-10	MTL	2	0	2	2	0	0	0	4	0.0%	1	0	0	0.0%	20:06	1	2	0	0	.000	0	
2010-11	MTL	77	14	24	38	124	9	0	3	197	7.1%	-8	0	0.0%	22:16	110	106	0	0	.000	0	
2011-12	MTL	81	7	29	36	119	5	0	0	205	3.4%	9	0	0.0%	24:18	105	113	0	0	.000	0	
2012-13	MTL	42	11	27	38	57	7	0	0	126	8.7%	12	0	0.0%	23:15	51	49	0	0	.000	0	
2013-14	MTL	82	10	43	53	81	4	0	1	204	4.9%	-4	0	0.0%	24:37	135	125	0	0	.000	0	
2014-15	MTL	82	15	45	60	74	8	0	5	170	8.8%	21	0	0.0%	26:12	97	142	0	0	.000	0	
2015-16	MTL	68	6	45	51	75	2	0	0	176	3.4%	4	0	0.0%	26:22	102	80	0	0	.000	0	
2016-17	NSH	66	10	30	40	44	3	0	2	142	7.0%	-8	0	0.0%	24:24	78	104	0	0	.000	0	
2017-18	NSH	82	16	43	59	82	5	0	2	207	7.7%	18	3	1	33.3%	24:07	111	90	0	0	.000	0
<b>TOTALS</b>		<b>582</b>	<b>89</b>	<b>288</b>	<b>377</b>	<b>658</b>	<b>43</b>	<b>0</b>	<b>13</b>	<b>1431</b>	<b>6.2%</b>	<b>45</b>	<b>3</b>	<b>1</b>	<b>33.3%</b>	<b>24:29</b>	<b>790</b>	<b>811</b>	<b>0</b>	<b>0</b>	<b>.000</b>	<b>0</b>



# EELI TOLVANEN

**EELI TOLVANEN**  
(EY-leh TOLL-vah-nen)  
Right Wing

**SHOOTS:** Left  
**HEIGHT:** 5-10  
**WEIGHT:** 170  
**DOB:** Apr. 22, 1999  
**BIRTHPLACE:** Vihti, Finland  
**HOMETOWN:** Vihti, Finland

## ACQUIRED

**June 23, 2017** - Nashville's first choice, 30th overall (first round), in the 2017 NHL Draft.

**2017-18:** Made his NHL debut on March 31, 2018, against Buffalo... Skated in three games with Nashville... Dished out two hits and averaged 12:07 of ice time.

**CAREER NOTES:** Skated in 49 games, scored 19 goals and picked up 36 points with Jokerit of the KHL in 2017-18... Set KHL records for goals (19) and assists (17) as an 18-year-old... Earned a nod to the league's All-Star Game... Claimed KHL Rookie of the Month honors in September and October... Notched a hat trick in his KHL debut on Aug. 23, 2017, against HC Dinamo Minsk, the league's youngest to ever accomplish the feat... Netted one goal and five assists in five games with Finland in the World Junior Championships... Competed at the 2018 Winter Olympics for Finland and had nine points (3g-6a) in five games, tied for second-most in the tournament and the second-best total by an under-19 player in Olympic history.

**AMATEUR:** Recorded 30 goals and 54 points in 52 games with Sioux City of the United States Hockey League in 2016-17... Led Sioux City in scoring and tied for eighth overall in the USHL... Named to the 2016-17 USHL First All-Star team... Represented Finland at the 2017 World Junior Championship, recording two goals and six points in six games... Skated at the 2016 Under-18 World Championship, tallying seven goals and nine points in seven games, shared the tournament lead in goals to help Finland to a gold medal... Named to the 2015 World Under-17 Hockey Challenge All-Star Team after leading the tournament in goals and points with nine and 10, respectively, in just five games.

**TRANSACTIONS:** Nashville's first choice, 30th overall (first round), in the 2017 NHL Draft.

## VERSUS THE NHL

	GP	G	A	PTS	PIM
ANA	-	-	-	-	-
ARI	-	-	-	-	-
BOS	-	-	-	-	-
BUF	1	0	0	0	0
CGY	-	-	-	-	-
CAR	-	-	-	-	-
CHI	-	-	-	-	-
COL	-	-	-	-	-
CBJ	-	-	-	-	-
DAL	-	-	-	-	-
DET	-	-	-	-	-
EDM	-	-	-	-	-
FLA	1	0	0	0	0
LAK	-	-	-	-	-
MIN	-	-	-	-	-
MTL	-	-	-	-	-
NSH	-	-	-	-	-
NJD	-	-	-	-	-
NYI	-	-	-	-	-
NYR	-	-	-	-	-
OTT	-	-	-	-	-
PHI	-	-	-	-	-
PIT	-	-	-	-	-
STL	-	-	-	-	-
SJS	-	-	-	-	-
TBL	1	0	0	0	0
TOR	-	-	-	-	-
VAN	-	-	-	-	-
VGK	-	-	-	-	-
WSH	-	-	-	-	-
WPG	-	-	-	-	-



## INTERNATIONAL RECORD

United States

Year	Event	GP	G	A	PTS	PIM
2016	U-18 WC	7	7	2	9	0
2017	WJC	6	2	4	6	2
2018	WJC	5	1	5	6	4
2018	Olympics	5	3	6	9	4
2018	WC	4	2	2	4	2

## CAREER RECORD

Regular Season

Playoffs

SEASON	CLUB	LEAGUE	GP	G	A	PTS	PIM	GP	G	A	PTS	PIM
2012-13	Blues II U16	Finland-Jr. (C)	1	2	0	2	0	--	--	--	--	--
2013-14	Blues II U16	Finland-Jr. (C)	1	1	1	2	0	--	--	--	--	--
	Blues U16	Finland-Jr. (C)	8	13	9	22	20	--	--	--	--	--
	Blues U16	Finland-Jr. (C)	28	43	33	76	6	10	5	5	10	6
	Blues U18	Finland-Jr. (B)	10	2	4	6	0	1	0	0	0	0
2014-15	Blues U16	Finland-Jr. (C)	0	0	0	0	0	4	5	4	9	4
	Blues U18	Finland-Jr. (B)	41	39	45	84	24	9	1	3	4	14
	Blues U20	Finland-Jr.	7	2	3	5	2	--	--	--	--	--
2015-16	Sioux City	USHL	49	17	21	38	12	--	--	--	--	--
2016-17	Sioux City	USHL	52	30	24	54	26	13	5	5	10	6
2017-18	Jokerit	KHL	49	19	17	36	28	11	6	1	7	8
	Nashville	NHL	3	0	0	0	0	--	--	--	--	--
<b>NHL/PREDATORS TOTALS</b>			<b>3</b>	<b>0</b>	<b>0</b>	<b>0</b>	<b>0</b>	<b>--</b>	<b>--</b>	<b>--</b>	<b>--</b>	<b>--</b>

## STATISTICAL BREAKDOWN

Shootouts

Year	Team	GP	G	A	PTS	PIM	PP	SH	GW	S	%	+/-	TF	FW	F%	MIN	H	BS	S	G	S%	GDG
2017-18	NSH	3	0	0	0	0	0	0	0	3	0.0%	0	0	0	0.0%	12:07	2	1	0	0	.000	0
<b>TOTALS</b>		<b>3</b>	<b>0</b>	<b>0</b>	<b>0</b>	<b>0</b>	<b>0</b>	<b>0</b>	<b>0</b>	<b>3</b>	<b>0.0%</b>	<b>0</b>	<b>0</b>	<b>0</b>	<b>0.0%</b>	<b>12:07</b>	<b>2</b>	<b>1</b>	<b>0</b>	<b>0</b>	<b>.000</b>	<b>0</b>

# CAREER HIGHLIGHTS

### MOST GOALS, GAME:

None

### MOST ASSISTS, GAME:

None

### MOST POINTS, GAME:

None

### MOST PIM, GAME:

None

### MOST SHOTS, GAME:

3 - Apr. 3, 2018 at Florida

### LONGEST GOAL-SCORING STREAK:

None

### LONGEST ASSIST STREAK:

None

### LONGEST POINT-SCORING STREAK:

None

### CAREER HAT TRICKS:

None

### CAREER PENALTY SHOTS:

None

### CAREER OVERTIME POINTS:

None

### FIRST NHL GAME:

March 31, 2018 vs. Buffalo

### FIRST NHL GOAL:

None

### FIRST GAME AS A PREDATOR:

March 31, 2018 vs. Buffalo

### FIRST GOAL AS A PREDATOR:

None





# KYLE TURRIS

**KYLE TURRIS**  
(KIGHL TUH-ris)  
Center

**SHOOTS:** Right  
**HEIGHT:** 6-1  
**WEIGHT:** 190  
**DOB:** August 14, 1989  
**BIRTHPLACE:** New Westminster,  
British Columbia  
**HOMETOWN:** New Westminster,  
British Columbia

## ACQUIRED

**November 5, 2017** - Acquired from Colorado for defenseman Samuel Girard, forward Vladislav Kamenev and a second-round pick (traded to Pittsburgh; Pittsburgh selected Filip Hallander) in the 2018 NHL Draft.

**2017-18:** Posted a combined 51 points (16g-35a) in 76 games with Nashville and Ottawa... Had 13 goals and 42 points in 65 games with the Predators after being acquired on Nov. 5... Recorded 17 points (4g-13a) in his first 17 games with the Predators from Nov. 11-Dec. 16... Played in his 600th career NHL game on March 22 vs. Toronto... Had a seven-game point streak (2g-8a) from Dec. 2-16 that matched his career high... Scored and had an assist in his Nashville debut on Nov. 11 vs. Pittsburgh... **PLAYOFFS:** Had three assists in 13 postseason games for Nashville.

**2016-17:** Set a career high in goals with 27 for Ottawa... Ranked third on the Senators in points with 55... Led Ottawa in shootout attempts (10) and goals (4)... Averaged 19:30 of ice time per game, the most among Ottawa forwards... Registered a career-best 53.1 face-off percentage... Played in his 500th career NHL game on Jan. 22 vs. Columbus. **PLAYOFFS:** Scored 10 points (4g-6a) in 19 postseason games... Posted his third career playoff overtime winner in Game 5 of the Second Round against the NY Rangers, the first player in Senators history to do so.

**CAREER NOTES:** Tallied 30 points (13g-17a) in 57 games for Ottawa in **2015-16**... Played in his 400th career NHL game on Oct. 10 at Toronto... Scored the fastest goal to begin a season in Senators history, just 30 seconds into the club's opener on Oct. 8 at Buffalo... Played in all 82 games for the second consecutive season in **2014-15**... Tallied a career-high 64 points and 40 assists, both of which led Senators forwards... Scored 19 points (8g-11a) in Ottawa's final 16 games to help the Senators qualify for the playoffs... Named the NHL's Second Star of the Week on March 23 after posting four goals and two assists... Tallied the 200th point of his NHL career on Feb. 21 vs. Florida... Skated in all 82 games for Ottawa in **2013-14** and was third on the team in points with 58... Led the Sens in goals (26) for the second straight season... Tied for the team lead in game-winning goals with five... Named as the NHL's First Star of the Week on March 31... Played in his 300th career NHL game on March 15 at Montreal... Tallied six points (3g-3a) for Canada at the 2014 World Championship... Led Ottawa in scoring with 29 points (12g-17a) in **2012-13**... Tallied seven multi-point games... Recorded his 100th career NHL point on April 18 vs. Washington... Named the NHL's Second Star of the Week on March

18... Played in his 200th career NHL game on Feb. 13 at Pittsburgh... Led the Senators in goals (6) and appeared in all 10 postseason games... Scored the overtime game winner for Ottawa in Game 4 of the First Round against Montreal... Split the **2011-12** season between Ottawa and Phoenix after being acquired by the Senators on Dec. 17... Had 29 points (12-17a) in 49 games with Ottawa... Made his Senators debut on Dec. 20 vs. Buffalo... Scored his first goal for Ottawa, the game-winner, on Jan. 5 vs. Tampa Bay... Had three points in seven postseason games, including the overtime game-winning goal against the NY Rangers in Game 4 of the First Round... Recorded 25 points (11g-14a) in 65 games with the Coyotes in **2010-11**... Scored his first career playoff goal in Game 1 of the First Round against Detroit on April 13... Spent the **2009-10** season with the AHL's San Antonio Rampage, posting 63 points in 76 games... Skated in 63 games for the Coyotes as a rookie in **2008-09**, tallying eight goals and 20 points... Scored his first career NHL goal on Oct. 12 at Anaheim... Made his NHL debut on April 3 of the **2007-08** season... Recorded his first career NHL point (assist) on April 6.

**AMATEUR:** Spent one season with the University of Wisconsin in 2007-08... Led the Badgers in points (35) and assists (24)... Helped take Wisconsin to the NCAA tournament's Midwest Regional final... Named to the All-WCHA third team and All-WCHA rookie team... Played two seasons for Burnaby of the BCHL from 2005-07... Named the RBC Financial Group Canadian Junior A Player of the Year in 2006-07 after posting 121 points (66g-55a) in 53 games... Led the BCHL with 66 goals... Named the BCHL's Coastal Conference rookie of the year after posting 72 points in 57 games... Won gold at the 2008 World Junior Championship with Canada, tallying eight points (4g-4a) in seven games.

**TRANSACTIONS:** **November 5, 2017** - Acquired by Nashville from Colorado for Samuel Girard, Vladislav Kamenev and a second-round pick (traded to Pittsburgh; Pittsburgh selected Filip Hallander) in the 2018 NHL Draft... **December 17, 2011** - Acquired by Ottawa from Phoenix for David Rundblad and Ottawa's second-round pick (traded to Columbus; later traded to Philadelphia; Philadelphia selected Anthony Stolarz) in the 2012 NHL Draft... **June 23, 2007** - Phoenix's first choice, third overall (first round), in the 2007 NHL Draft.

## VERSUS THE NHL WITH PREDATORS

	GP	G	A	PTS	PIM	GP	G	A	PTS	PIM
ANA	19	3	7	10	10	2	0	2	2	0
ARI	11	3	5	8	8	3	1	2	3	2
BOS	27	9	10	19	10	1	0	2	2	2
BUF	27	5	13	18	12	2	1	1	2	2
CGY	17	5	8	13	10	1	0	1	1	0
CAR	20	6	5	11	4	2	0	1	1	0
CHI	20	5	6	11	9	2	1	1	2	0
COL	16	4	3	7	8	3	1	0	1	2
CBJ	19	4	9	13	6	1	0	1	1	0
DAL	18	2	5	7	10	2	1	1	2	0
DET	29	6	8	14	12	2	1	0	1	2
EDM	18	6	8	14	4	3	1	1	2	2
FLA	25	6	13	19	4	2	0	1	1	0
LAK	23	2	6	8	8	2	0	1	1	0
MIN	19	4	4	8	6	5	1	1	2	0
MTL	30	6	6	12	20	2	0	0	0	0
NSH	15	5	2	7	8	-	-	-	-	-
NJD	21	5	4	9	8	2	0	0	0	0
NYI	20	4	10	14	4	1	0	1	1	0
NYR	19	2	3	5	8	1	0	0	0	0
OTT	4	0	1	1	2	2	0	0	1	2
PHI	19	6	6	12	20	-	-	-	-	-
PIT	19	6	10	16	6	1	1	1	2	0
STL	18	3	7	10	6	4	0	1	1	0
SJS	22	6	8	14	25	2	1	0	1	0
TBL	27	10	15	25	6	2	0	0	0	0
TOR	28	10	11	21	10	2	0	0	0	0
VAN	18	1	6	7	6	3	0	2	2	4
VGK	4	0	2	2	0	3	0	1	1	0
WSH	19	7	6	13	12	2	0	3	3	2
WPG	18	8	6	14	12	5	3	3	6	4



# KYLE TURRIS



## CAREER RECORD

SEASON	CLUB	LEAGUE	Regular Season					Playoffs				
			GP	G	A	PTS	PIM	GP	G	A	PTS	PIM
2005-06	Coquitlam	BCHL	57	36	36	72	32	20	10	13	23	6
2006-07	Coquitlam	BCHL	53	66	55	121	83	14	12	14	26	16
2007-08	Univ. of Wisconsin	WCHA	36	11	24	35	38	--	--	--	--	--
	Phoenix	NHL	3	0	1	1	2	--	--	--	--	--
2008-09	Phoenix	NHL	63	8	12	20	21	--	--	--	--	--
	San Antonio	AHL	8	4	3	7	6	--	--	--	--	--
2009-10	San Antonio	AHL	76	24	39	63	60	--	--	--	--	--
2010-11	Phoenix	NHL	65	11	14	25	16	4	1	2	3	2
	San Antonio	AHL	2	0	1	1	2	--	--	--	--	--
2011-12	Phoenix	NHL	6	0	0	0	4	--	--	--	--	--
	Ottawa	NHL	49	12	17	29	27	7	1	2	3	2
2012-13	Karpat	Finland	21	7	12	19	24	--	--	--	--	--
	Ottawa	NHL	48	12	17	29	24	10	6	3	9	13
2013-14	Ottawa	NHL	82	26	31	57	39	--	--	--	--	--
2014-15	Ottawa	NHL	82	24	40	64	36	6	1	1	2	18
2015-16	Ottawa	NHL	57	13	17	30	32	--	--	--	--	--
2016-17	Ottawa	NHL	78	27	28	55	47	19	4	6	10	25
2017-18	Ottawa	NHL	11	3	6	9	2	--	--	--	--	--
	Nashville	NHL	65	13	29	42	24	13	0	3	3	6
NHL TOTALS			609	149	213	362	274	59	13	17	30	66
PREDATORS TOTALS			63	13	29	42	24	13	0	3	3	6



8

### INTERNATIONAL RECORD

Canada

Year	Event	GP	G	A	PTS	PIM
2007	U-18 WC	6	3	2	5	2
2008	WJC	7	4	4	8	2
2014	WC	8	3	3	6	2
2018	WC	4	1	1	2	0

## CAREER HIGHLIGHTS

#### MOST GOALS, GAME:

2 - 16 times, last: Oct. 14, 2017 at Edmonton

#### MOST ASSISTS, GAME:

3 - twice, last: Oct. 13, 2017 at Calgary

#### MOST POINTS, GAME:

4 - (2g-2a) twice, last: April 1, 2012 at NY Islanders

#### MOST PIM, GAME:

17 - Dec. 14, 2016 vs. San Jose

#### MOST SHOTS, GAME:

8 - twice, last: Dec. 10, 2013 at Buffalo

#### LONGEST GOAL-SCORING STREAK:

4 - twice, last: (4g) Oct. 28-Nov. 3, 2015

#### LONGEST ASSIST STREAK:

7 - (8a) Dec. 2-16, 2017

#### LONGEST POINT-SCORING STREAK:

7 - (2g-7a) Dec. 2-16, 2017

#### CAREER HAT TRICKS:

None

#### CAREER PENALTY SHOTS:

2 - Nov. 19, 2013 at Philadelphia (no goal, Steve Mason); Feb. 14, 2012 at Tampa Bay (no goal, Mathieu Garon)

#### CAREER OVERTIME POINTS:

7 (3g-4a)

#### FIRST NHL GAME:

April 3, 2008 vs. Dallas

#### FIRST NHL GOAL:

Oct. 12, 2018 at Anaheim (Ilya Bryzgalov)

#### FIRST GAME AS A PREDATOR:

Nov. 11, 2017 vs. Pittsburgh

#### FIRST GOAL AS A PREDATOR:

Nov. 11, 2017 vs. Pittsburgh (Tristan Jarry)

### STATISTICAL BREAKDOWN

### Shootouts

Year	Team	GP	G	A	PTS	PP	SH	GW	S	%	+/-	TF	FW	F%	MIN	H	BS	S	G	S%	GDG	
2007-08	PHX	3	0	1	1	2	0	0	11	0.0%	-5	42	17	40.5%	19:45	0	3	1	1	100.0	0	
2008-09	PHX	63	8	12	20	21	3	0	3	91	8.8%	-15	567	243	42.9%	12:55	34	14	4	1	250	1
2010-11	PHX	65	11	14	25	16	0	0	1	116	9.5%	0	540	270	50.0%	11:16	30	15	4	1	250	0
2011-12	PHX	6	0	0	0	4	0	0	0	9	0.0%	-2	51	21	41.2%	12:45	2	1	0	0	.000	0
	OTT	49	12	17	29	27	1	0	2	133	9.0%	12	672	317	47.2%	17:21	21	13	0	0	.000	0
2012-13	OTT	48	12	17	29	24	3	0	2	118	10.2%	6	920	451	49.0%	19:38	30	20	6	2	.333	0
2013-14	OTT	82	26	32	58	39	6	2	5	215	12.1%	22	1429	724	50.7%	18:44	45	33	8	4	.500	2
2014-15	OTT	82	24	40	64	36	4	1	6	215	11.2%	5	1472	737	50.1%	19:13	48	40	13	4	.308	0
2015-16	OTT	57	13	17	30	32	3	0	2	122	10.7%	-15	1044	536	51.3%	19:42	44	31	9	4	.444	2
2016-17	OTT	78	27	28	55	47	6	0	6	185	14.6%	-3	1225	650	53.1%	19:30	22	61	10	4	.400	2
2017-18	OTT	11	3	6	9	4	0	0	0	26	11.5%	-3	149	91	61.1%	19:42	2	6	4	1	.250	0
	NSH	65	13	29	42	24	5	0	0	119	10.9%	22	723	358	49.5%	16:06	19	29	9	5	.555	2
<b>TOTALS</b>		<b>609</b>	<b>149</b>	<b>213</b>	<b>362</b>	<b>274</b>	<b>33</b>	<b>3</b>	<b>27</b>	<b>1360</b>	<b>11.0%</b>	<b>24</b>	<b>8834</b>	<b>4415</b>	<b>50.0%</b>	<b>17:14</b>	<b>296</b>	<b>266</b>	<b>68</b>	<b>27</b>	<b>.397</b>	<b>9</b>



# AUSTIN WATSON

## AUSTIN WATSON

(AUZ-tihh WAWT-suhn)  
Left Wing

**SHOOTS:** Right

**HEIGHT:** 6-4

**WEIGHT:** 204

**DOB:** January 13, 1992

**BIRTHPLACE:** Ann Arbor, Michigan

**HOMETOWN:** Ann Arbor, Michigan

## ACQUIRED

June 25, 2010 - Nashville's first choice, 18th overall (first round), in the 2010 NHL Draft.

## VERSUS THE NHL

	GP	G	A	PTS	PIM
ANA	9	1	2	3	5
ARI	7	0	0	0	2
BOS	5	1	0	1	0
BUF	5	1	2	3	14
CGY	10	1	1	2	29
CAR	4	0	0	0	4
CHI	12	2	0	2	9
COL	12	3	3	6	38
CBJ	5	1	0	1	10
DAL	13	0	4	4	11
DET	5	0	0	0	4
EDM	8	1	0	1	7
FLA	6	0	1	1	21
LAK	8	2	0	2	15
MIN	11	0	1	1	14
MTL	4	0	0	0	4
NSH	-	-	-	-	-
NJD	6	0	1	1	2
NYI	5	2	0	2	2
NYR	6	0	1	1	0
OTT	6	1	3	4	2
PHI	6	0	1	1	0
PIT	6	0	0	0	12
STL	14	4	1	5	2
SJS	7	0	1	1	11
TBL	4	0	0	0	7
TOR	6	0	1	1	4
VAN	9	1	1	2	2
VGK	3	0	0	0	0
WSH	5	0	0	0	5
WPG	9	2	0	2	18

**2017-18:** Recorded a career-high 14 goals and 19 points through 76 games while adding five assists... Led the Predators with four shorthanded goals, 123 penalty minutes and 187 hits, all career highs... Finished tied for second in the NHL with four shorthanded goals and tied for first with five shorthanded points... Recorded a pair of two-goal games, the first two of his career, on Jan. 6 at Los Angeles and Feb. 13 vs. St. Louis... Posted a career-high 22 penalty minutes on Dec. 16 at Calgary... **PLAYOFFS:** Tallied a career-high five goals... Added three assists and eight points in 13 games... Recorded at least one point in each of the six games (4g-3a) in Round One against Colorado.

**2016-17:** Finished with career highs in goals (5), assists (12), points (17) and penalty minutes (99)... Appeared in a career-high 77 games and dished out 143 hits... Played in his 100th NHL game on Jan. 10 vs. Vancouver... Earned his first point of the season with an assist on November 17 at Ottawa... **PLAYOFFS:** Recorded four goals and nine points while appearing in all 22 playoff games, the first postseason appearances of his career... Led the NHL in hits with 106, 26 ahead of the second place finisher.

**2015-16:** Spent his first full season at the NHL level... Ranked third among all rookie forwards in blocked shots (45)... Recorded seven (3g-4a) of his 10 points (3g-7a) in 23 games against the Eastern Conference... Reached the scoresheet in two of his first four games of the season, including his first career assist on Oct. 22 vs. Anaheim... Posted his first career multi-point performance (1g-2a-3pts), to go along with a +4 rating in a 7-5 win over Ottawa on Nov. 10.

**2014-15:** Led Milwaukee and tied for 14th in the American Hockey League in goals (26)... Tied for second among all AHL skaters in game-winning goals (8) ... Appeared in all 76 regular-season games for the second consecutive season, ranking second on the Admirals in points (44).

**2013-14:** Tied for the AHL lead in game-winning goals (7) ... Ranked second on the Milwaukee Admirals in goals (22), and ranked third on the team in points (46) while playing in all 76 regular-season contests.

**2012-13:** Made his NHL debut on April 7 at Chicago and scored his first NHL goal in Nashville's home finale on April 23 vs. Calgary... Led the Admirals, and tied for fifth among AHL rookies, in goals (20) ... Ranked second on the Admirals, and tied for 18th among rookies, in points (20g-17a-3pts).

**AMATEUR:** Helped London claim the 2012 Hamilton Spectator Trophy as OHL regular season champions and Robertson Cup as playoff champions... Tied for eighth in OHL power-play goals (12) and ninth in power-play assists (21) in 2011-12... Voted the best penalty killer and finished second in the "Best Shot Blocker" category of the 2012 OHL Western Conference Coaches' poll... Recipient of the 2012 Wayne Gretzky 99 Award presented to playoff MVP after leading the Knights to the Robertson Cup title... Tied for fourth in the 2012 OHL playoffs in goals (10), sixth in power-play goals (3) and eighth in plus/minus rating (+10)... Helped London advance to overtime of the 2012 Memorial Cup title game... Tied for sixth in points at the 2012 Memorial Cup (4gp, 2g-3a-5pts), earning a spot on the tournament All-Star Team... Represented the United States at the 2012 World Junior Championship, leading the team in points (9) and assists (6) and ranking third in goals (3, tie) and plus/minus rating (+6)... Tied a Team USA record with seven points (3g-4a), including a natural hat trick, in its 12-2 victory over Latvia in the relegation round of the 2012 World Junior tournament... Tied for the Peterborough team lead in goals (34), ranked second in points (68) and third in assists (34) in 2010-11... A co-MVP of the 2010-11 Petes, and winner of the team's hardest working player award... Peterborough's nominee for the 2010 Red Tilson Award as the OHL's Most Valuable Player... Missed five weeks due to a broken ankle after blocking a shot while playing in the 2010 CHL Home Hardware Top Prospects Game. Closed out the season with 18 points (7g-11a) in the final seven games of the regular season upon returning from injury... Helped the United States win gold at the 2010 Under-18 World Championship, posting three points (1g-2a) and 33 penalty minutes (tied for second in the tournament) in seven games... Helped Windsor win both the 2009 Robertson Cup as OHL Champion and 2009 Memorial Cup... Named the Spitfires 2009 Hiram Walker and Sons Rookie of the Year... A graduate of the Detroit Compuware program which has produced the likes of Eric Lindros, Pat LaFontaine, Brian Rolston, Mike Modano and David Legwand.

**TRANSACTIONS:** June 25, 2010 - Nashville's first choice, 18th overall (first round), in the 2010 NHL Draft.



## CAREER HIGHLIGHTS

<b>MOST GOALS, GAME:</b> 2 - twice, last: Feb. 13, 2018 vs. St. Louis	<b>CAREER HAT TRICKS:</b> None
<b>MOST ASSISTS, GAME:</b> 2 - Nov. 10, 2015	<b>CAREER PENALTY SHOTS:</b> None
<b>MOST POINTS, GAME:</b> 3 - (1g-2a) Nov. 10, 2015	<b>CAREER OVERTIME POINTS:</b> None
<b>MOST PIM, GAME:</b> 22 - Dec. 17, 2017 at Calgary	<b>FIRST NHL GAME:</b> April 7, 2013 at Chicago
<b>MOST SHOTS, GAME:</b> 5 - Jan. 8, 2017 at Chicago	<b>FIRST NHL GOAL:</b> April 23, 2013 vs. Calgary (Miikka Kiprusoff)
<b>LONGEST GOAL-SCORING STREAK:</b> 3 - (3g) Jan. 8-12, 2017	<b>FIRST GAME AS A PREDATOR:</b> April 7, 2013 at Chicago
<b>LONGEST ASSIST STREAK:</b> 2 - (2a) March 3-5, 2016	<b>FIRST GOAL AS A PREDATOR:</b> April 23, 2013 vs. Calgary (Miikka Kiprusoff)
<b>LONGEST POINT-SCORING STREAK:</b> 3 - (3g) Jan. 8-12, 2017	

## INTERNATIONAL RECORD

United States

Year	Event	GP	G	A	PTS	PIM
2010	U-18 WC	7	2	1	3	33
2012	WJC	6	3	6	9	0

## CAREER RECORD

SEASON	CLUB	LEAGUE	Regular Season					Playoffs				
			GP	G	A	PTS	PIM	GP	G	A	PTS	PIM
2008-09	Windsor	OHL	63	10	19	29	41	25	0	4	4	17
2009-10	Windsor	OHL	42	11	23	34	14	--	--	--	--	--
2010-11	Peterborough	OHL	10	9	11	20	8	4	2	0	2	2
	Peterborough	OHL	68	34	34	68	54	--	--	--	--	--
2011-12	Milwaukee	AHL	5	0	0	0	0	3	0	0	0	0
	Peterborough	OHL	32	14	19	33	33	--	--	--	--	--
2012-13	London	OHL	29	11	24	35	14	23	12	10	22	10
	Milwaukee	AHL	72	20	17	37	22	4	1	0	1	0
	Nashville	NHL	6	1	0	1	0	--	--	--	--	--
2013-14	Milwaukee	AHL	76	22	24	46	24	3	0	0	0	6
2014-15	Milwaukee	AHL	76	26	18	44	34	--	--	--	--	--
2015-16	Nashville	NHL	57	3	7	10	32	--	--	--	--	--
2016-17	Milwaukee	AHL	3	1	0	1	9	--	--	--	--	--
2017-18	Nashville	NHL	77	5	12	17	99	22	4	5	9	28
	Nashville	NHL	76	14	5	19	123	13	5	3	8	12
PREDATORS/NHL TOTALS			216	23	24	47	254	35	9	8	17	40

## STATISTICAL BREAKDOWN

Year	Team	GP	G	A	PTS	PIM	PP	SH	GW	S	%	+/-	TF	FW	F%	MIN	H	BS	Shootouts			
																			S	G	S%	GDG
2012-13	NSH	6	1	0	1	0	0	0	0	4	25.0%	-2	44	19	43.2%	12:42	2	2	0	0	.000	0
2015-16	NSH	57	3	7	10	32	0	0	0	55	5.5%	-4	13	6	46.2%	10:00	74	45	0	0	.000	0
2016-17	NSH	77	5	12	17	99	0	0	0	90	5.6%	14	42	17	40.5%	12:26	143	66	0	0	.000	0
2017-18	NSH	76	14	5	19	123	0	4	3	96	14.6%	2	43	27	62.8%	12:20	187	78	0	0	.000	0
TOTALS		216	23	24	47	254	0	4	3	245	9.4%	10	142	69	48.6%	11:46	406	191	0	0	.000	0



# YANNICK WEBER

**YANNICK WEBER**  
(YAH-nihk WEH-buhr)  
Defense

**SHOOTS:** Right  
**HEIGHT:** 5-11  
**WEIGHT:** 200  
**DOB:** September 23, 1988  
**BIRTHPLACE:** Morges, Switzerland  
**HOMETOWN:** Morges, Switzerland

**ACQUIRED**  
**July 1, 2016** - Signed as a free agent by Nashville.

**2017-18:** Scored two goals, both even-strength, and picked up three assists in 47 games... Posted an assist in back-to-back appearances on Nov. 3-4 against Anaheim and Los Angeles... **PLAYOFFS:** Recorded one goal in four playoff appearances.

**2016-17:** Finished the 2016-17 season with one goal and eight points in a career-high 73 games... Dished out a career-high 72 hits... Scored his first goal with the Predators on Dec. 30 at St. Louis, which was the game-winner... Skated in his 300th NHL game on Dec. 10 at Arizona... Earned his first point with the Predators on Oct. 22 vs. Pittsburgh (1a)... Made his Predators debut on Oct. 15 at Chicago and recorded a career-high seven hits. **PLAYOFFS:** Posted one assist while appearing in all 22 playoff games.

**2015-16:** Spent his third season with Vancouver, recording five of his seven assists on the power play... Set a career high in average ice time (18:50)... Ranked second among Canucks blueliners in average power-play ice time (2:17)... Represented Switzerland at the World Championship for the third time, posting three points (1g-2a) while appearing in all seven of the nation's games.

**CAREER NOTES:** Set career highs in goals (11), points (21), games played (65), power-play goals (5), shots (117) and shooting percentage (9.4) in **2014-15**... Led Canucks blueliners, and tied for 17th among NHL defensemen, in goals in 2014-15... Tied for first on Vancouver, and 13th league wide, in power-play goals by a defenseman in 2014-15... Played in all six of Vancouver's 2015 postseason contests... Spent his first season in the Vancouver organization in **2013-14**, scoring three of his six goals on the power play... Scored his first two career game-winning goals in an eight-game span from March 8, 2014 vs. Calgary to March 23, 2014 vs. Buffalo... Played for Switzerland and was Roman Josi's defensive partner at both the 2014 Olympics and World Championship... Tied for second among all defensemen in goals (3) at 2014 Worlds... Started the **2012-13** campaign with Genève-Servette of the Swiss NLA League, before joining Montreal in January... Spent his first full season at the NHL level with Montreal in **2011-12**, setting a career high in assists and scoring all four of his goal on the power play... Ranked third among Canadian blueliners in points (18), and second in power-play goals (4), in 2011-12... Started the **2010-11** campaign with Hamilton before being recalled to Montreal for the remainder of the season on Nov. 18. Led all AHL blueliners in goals (8) and ranked fifth in points (12) at the time of his recall... Half of his 10 assists with Montreal came on the power play in 2010-11. Posted his first

career goal and multi-point/assist performance (1g-2a) on Feb. 9, 2011 at Boston... One of two Montreal defensemen (P.K. Subban) to record multiple goals during the 2011 playoffs, doing so while appearing in three of the team's seven games... Recalled to Montreal four times during the **2009-10** season, appearing in five games... Moved into first place on Hamilton's all-time goals by a defenseman list (31) in 2009-10... Represented Switzerland at the 2010 Vancouver Olympics... Recalled to Montreal twice during the **2008-09** season, making his NHL debut on Jan. 8 vs. Toronto, and recording his first point/assist in his second game on April 9 at Boston... Named to the 2009 AHL All-Rookie Team after ranking second among all blueliners in goals (16), while tying for eighth at the position in points (44)... Tied for first among AHL defensemen in power-play goals (10) in 2008-09... Started for Team PlanetUSA at the 2009 AHL All-Star Classic... Made his Stanley Cup Playoffs debut in 2009, suiting up for his first game in Game Two (April 18) of the Eastern Conference Quarterfinals vs. Boston, and scoring his first goal and notching his first assist in Game Three (April 20)... Joined Switzerland at the 2009 World Championship, his first appearance at the tournament.

**AMATEUR:** A 2008 OHL Second-Team All-Star after tying for first among OHL defensemen in power-play goals (17), ranking second in goals (20) in power-play assists (29), and sixth in points (55) with the Kitchener Rangers... Finished second in the OHL Western Conference Coaches' Poll for offensive defenseman, best shot and hardest shot... Played in the 2008 OHL All-Star Game, and won the hardest shot competition with a 99.2 mph blast... Ranked second among OHL blueliners in assists (13) and third in points (17) during the 2008 playoffs, helping Kitchener to the OHL title... Helped the Rangers advance to the 2008 Memorial Cup Final... Captained Switzerland at the 2008 World Junior Championship, leading all defensemen in the tournament in points (2g-4a-6pts)... Ranked second among OHL rookie defensemen in goals (13), and third in points (41) and assists (28) in 2006-07, being named an OHL Second-Team All-Star... Named one of Switzerland's three best players after ranking second on the team in points (4) and assists (3) at the 2007 World Junior Championship... Played the majority of three seasons between 2003-06 with Bern's junior club... Helped Switzerland to a Gold Medal at the 2006 Division I Under-18 World Championship... Played in his first of three World Junior Championships in 2006... Scored a goal in three games at the 2005 Under-18 World Championship.

**BACKGROUND:** Nickname: "Webs"... Favorites include: True Detectives Season 1 (TV Show), Johnny Depp (actor), Mumford and Sons (band), Maui (vacation destination), Rolf and Daughters (Nashville restaurant) and Roger Federer (athlete)... Considers cooking to be his hidden talent and is learning to play the guitar... Would choose Tom Hardy to play him in a movie... Has a Siberian Husky named June.

**TRANSACTIONS:** **July 1, 2016** - Signed as a free agent by Nashville... **July 5, 2013** - Signed as a free agent by Vancouver... **June 23, 2007** - Montreal's fifth selection, 73rd overall (third round), in the 2007 NHL Draft.

	VERSUS THE NHL					WITH PREDATORS				
	GP	G	A	PTS	PIM	GP	G	A	PTS	PIM
ANA	17	1	3	4	14	5	0	2	2	4
ARI	15	3	3	6	4	4	0	1	1	2
BOS	12	3	4	7	0	3	0	0	0	0
BUF	14	2	2	4	10	2	0	1	1	0
CGY	18	5	2	7	8	6	1	0	1	2
CAR	10	1	2	3	10	3	0	0	0	6
CHI	12	0	0	0	2	5	0	0	0	0
COL	13	2	0	2	8	7	0	0	0	4
CBJ	7	0	1	1	2	3	0	0	0	0
DAL	17	0	1	1	4	8	0	0	0	2
DET	9	0	1	1	7	3	0	0	0	5
EDM	19	1	2	3	2	6	0	0	0	0
FLA	11	0	3	3	4	2	0	1	1	2
LAK	15	0	4	4	4	6	0	1	1	2
MIN	13	0	3	3	8	6	0	2	2	0
MTL	8	0	2	2	4	3	0	0	0	0
NSH	6	0	1	1	0	-	-	-	-	-
NJD	16	0	3	3	2	3	0	0	0	0
NYI	11	1	2	3	4	2	0	0	0	0
NYR	14	0	2	2	6	4	0	0	0	0
OTT	16	0	1	1	12	4	0	0	0	0
PHI	14	1	0	1	4	3	0	0	0	2
PIT	16	0	5	5	8	4	0	1	1	4
STL	13	2	1	3	2	7	1	0	1	0
SJS	13	0	1	1	2	4	0	0	0	2
TBL	12	0	2	2	12	2	0	0	0	0
TOR	16	0	2	2	6	2	0	0	0	0
VAN	8	0	1	1	6	4	0	0	0	0
VGK	1	0	0	0	0	1	0	0	0	0
WSH	13	0	0	0	0	2	0	0	0	0
WPG	15	3	4	7	8	6	1	1	2	4



## INTERNATIONAL RECORD

Switzerland

Year	Event	GP	G	A	PTS	PIM
2005	U-18 WC	6	1	0	1	6
2006	U-18 WC D1	5	0	2	2	22
	WJC	6	1	0	1	4
2007	WJC	6	1	3	4	10
2008	WJC	6	2	4	6	14
2009	WC	3	0	0	0	8
2010	Olympics	5	0	0	0	8
2014	Olympics	4	0	0	0	2
	WC	7	3	1	4	8
2016	WC	7	1	2	3	4

## CAREER RECORD

SEASON	CLUB	LEAGUE	Regular Season					Playoffs				
			GP	G	A	PTS	PIM	GP	G	A	PTS	PIM
2003-04	Bern Jr.	Swiss-Jr.	32	2	3	5	39	8	2	0	2	8
2004-05	Bern Jr.	Swiss-Jr.	37	5	4	9	62	5	0	0	0	22
2005-06	Bern Jr.	Swiss-Jr.	17	1	6	7	46	--	--	--	--	--
	SC	Swiss-2	28	3	0	3	8	--	--	--	--	--
2006-07	Bern Jr.	Swiss-Jr.	1	0	0	0	2	--	--	--	--	--
	Kitchener	OHL	51	13	28	41	42	9	3	6	9	8
2007-08	Kitchener	OHL	59	20	35	55	79	17	4	13	17	24
2008-09	Montreal	NHL	3	0	1	1	2	3	1	1	2	0
	Hamilton	AHL	68	16	28	44	42	2	0	1	1	10
2009-10	Montreal	NHL	5	0	0	0	6	--	--	--	--	--
	Hamilton	AHL	65	7	25	32	58	3	0	0	0	2
2010-11	Montreal	NHL	41	1	10	11	14	3	2	0	2	0
	Hamilton	AHL	15	8	4	12	10	--	--	--	--	--
2011-12	Montreal	NHL	60	4	14	18	30	--	--	--	--	--
2012-13	Geneve-Servette HC	Swiss	32	5	16	21	40	--	--	--	--	--
	Montreal	NHL	6	0	2	2	2	--	--	--	--	--
2013-14	Vancouver	NHL	49	6	4	10	16	--	--	--	--	--
	Utica	AHL	7	2	5	7	0	--	--	--	--	--
2014-15	Vancouver	NHL	65	11	10	21	30	6	0	0	0	12
2015-16	Vancouver	NHL	45	0	7	7	24	--	--	--	--	--
2016-17	Nashville	NHL	73	1	7	8	25	22	0	1	1	5
2017-18	Nashville	NHL	47	2	3	5	16	4	1	0	1	2
NHL TOTALS			394	25	58	83	163	38	4	2	6	19
PREDATORS TOTALS			120	3	10	13	41	26	1	1	2	7

## STATISTICAL BREAKDOWN

Year	Team	GP	G	A	PTS	PIM	PP	SH	GW	S	%	+/-	TF	FW	F%	MIN	H	BS	Shootouts			
																			S	G	S%	GDG
2008-09	MTL	3	0	1	1	2	0	0	0	6	0.0%	-1	0	0	0.0%	15:06	4	1	0	0	.000	0
2009-10	MTL	5	0	0	0	4	0	0	0	2	0.0%	-5	0	0	0.0%	13:53	1	3	0	0	.000	0
2010-11	MTL	41	1	10	11	14	0	0	0	63	1.6%	0	0	0	0.0%	16:34	44	33	0	0	.000	0
2011-12	MTL	60	4	14	18	30	4	0	0	88	4.5%	-7	0	0	0.0%	15:37	49	47	0	0	.000	0
2012-13	MTL	6	0	2	2	2	0	0	0	3	0.0%	-1	0	0	0.0%	13:45	3	4	0	0	.000	0
2013-14	VAN	49	6	4	10	16	3	2	70	8.6%	-7	0	0	0	0.0%	11:55	39	37	2	1	.500	0
2014-15	VAN	65	11	10	21	30	5	0	117	9.4%	4	0	0	0	0.0%	17:11	66	62	0	0	.000	0
2015-16	VAN	45	0	7	7	24	0	0	65	0.0%	-17	0	0	0	0.0%	18:50	49	37	0	0	.000	0
2016-17	NSH	73	1	7	8	25	0	1	72	1.4%	1	0	0	0	0.0%	11:55	72	53	0	0	.000	0
2017-18	NSH	47	2	3	5	16	0	0	40	5.0%	2	0	0	0	0.0%	12:03	47	35	0	0	.000	0
TOTALS		394	25	58	83	163	12	0	4	526	4.8%	-31	0	0	0.0%	14:43	374	312	2	1	.500	0

## CAREER HIGHLIGHTS

<b>MOST GOALS, GAME:</b> 2 - April 9, 2015 vs. Arizona	<b>LONGEST GOAL-SCORING STREAK:</b> 3 - (3g) March 22-26.
<b>MOST ASSISTS, GAME:</b> 2 - Feb. 9, 2011 at Boston	<b>LONGEST ASSIST STREAK:</b> 2 - nine times, last time (2a): Nov. 3-4, 2017
<b>MOST POINTS, GAME:</b> 3 - (1g-2a) Feb. 9, 2011 at Boston	<b>LONGEST POINT-SCORING STREAK:</b> 4 - (3g-2a) March 21-26, 2015
<b>MOST PIM, GAME:</b> 5 - Oct. 21, 2016 at Detroit	<b>CAREER HAT TRICKS:</b> None
<b>MOST SHOTS, GAME:</b> 8 - April 2, 2015 at Chicago	<b>CAREER PENALTY SHOTS:</b> None
	<b>CAREER OVERTIME POINTS:</b> None
	<b>FIRST NHL GAME:</b> Jan. 8, 2009 vs. Toronto
	<b>FIRST NHL GOAL:</b> Feb. 9, 2011 at Boston (Tim Thomas)
	<b>FIRST GAME AS A PREDATOR:</b> Oct. 15, 2016 at Chicago
	<b>FIRST GOAL AS A PREDATOR:</b> Dec. 30, 2016 at St. Louis (Jake Allen)




# PLAYERS IN THE SYSTEM

Amateur

European Pro/Amateur

Professional



## FREDERIC ALLARD

(FREHD-uh-rihk ah-LAHRD)

Shot: Right • 6-0, 179 lbs

Born: Saint-Sauveur, Que. (December 27, 1997)

Nashville's fourth choice, 78th overall (third round),  
in the 2016 Draft

### DEFENSE

**CAREER NOTES:** Played 55 games with the Milwaukee Admirals (AHL) in 2017-18, his first professional season... Ranked third among Admirals defensemen in points with 24 (8g-16a)... Tied for first among Milwaukee blueliners in goals with eight... Out of AHL rookie defensemen ranked tied for fourth in goals and 11th in points... Recorded four multi-point games for Milwaukee last season... Had a season-long four-game point streak (1g-4a) from March 2-7, 2018... Posted 15 points (5g-10a) in his final 12 games in 2016-17 for Chicoutimi... Ranked ninth in the OJHL in assists, tied for third in power-play assists (30) in 2016-17... Ranked third in points and fifth in goals among OJHL blueliners in 2016-17... Earned OJHL Third Star of the Week for the period between Jan. 30 and Feb. 2 during which he posted seven assists in three games including a personal best five assist performance on Feb. 2... Finished second among OJHL defensemen in points (59) and assists (45) and fifth in goals (14) in 2015-16 while playing with Chicoutimi... Led his club in assists and finished third in points in 2015-16... Set new career highs in goals, assists, points and games played (64) in 2015-16... Played all four of his OJHL seasons with Chicoutimi and increased his point total in each season... Had 177 points (34g-143a) in 250 career OJHL contests... Drafted 18th overall by Chicoutimi in the 2013 OJHL Entry Draft... On Twitter @fredallard3.

#### REGULAR SEASON

SEASON	CLUB	LEAGUE	GP	G	A	PTS	PIM
2013-14	Chicoutimi	QMJHL	61	4	19	23	26
2014-15	Chicoutimi	QMJHL	62	2	28	30	24
2015-16	Chicoutimi	QMJHL	64	14	45	59	34
2016-17	Chicoutimi	QMJHL	63	14	51	65	42
2017-18	Milwaukee	AHL	55	8	16	24	18
	Norfolk	ECHL	3	0	0	0	2

#### PLAYOFFS

GP	G	A	PTS	PIM
3	0	1	1	2
5	0	1	1	0
6	1	2	3	0
17	4	10	14	14
--	--	--	--	--
--	--	--	--	--



## TAYLOR ARONSON

(TAY-luhr AIHR-uhn-suhn)

Shot: Right • 6-1, 178 lbs

Born: Placentia, Calif. (December 30, 1991)

Nashville's second choice, 78th overall (third round), in the  
2010 NHL Entry Draft

### DEFENSE

**CAREER NOTES:** Appeared in 52 games for the Nurnberg Ice Tigers of the German league in 2017-18... Led Nurnberg blueliners in points with 30 (6g-24a)... Tied for the team lead in assists (24)... Spent the 2016-17 season with Lada Togliatti (KHL)... Tallied 15 points (2g-13a) in 51 games with Togliatti, the second-most among team defensemen... Led all Milwaukee skaters, and ranked fifth among AHL blueliners, in assists in 2015-16 (36)... Tied for fourth on the Admirals, and ranked 15th among AHL defensemen in points (40) in 2015-16... Tied for 14th among all AHLers in power-play assists in 2015-16 (18)... Tied for 12th among AHL defensemen, and ranked second on the Admirals, in assists (29) during his first full season at the level in 2014-15... Led 2014-15 Milwaukee blueliners in points (32)... Tied for third among league blueliners, and paced all Admirals skaters, in power-play assists (16) during the 2014-15 season... Helped the Cincinnati Cyclones (ECHL) reach the 2014 Kelly Cup Final... Tied for third among ECHL defensemen in assists (32) and ranked seventh among league blueliners in points (38) during the 2013-14 season... Tied for fourth among all ECHL skaters in plus/minus rating (+28) in 2013-14... Ranked sixth among defensemen during the 2014 Kelly Cup playoffs in assists (7), and tied for eighth in points (7a)... Ranked eighth among Western Hockey League defensemen in plus/minus rating during the 2010-11 season (+36), helping the Portland Winterhawks win the Western Conference and advance to the WHL Final... Ranked sixth among WHL rookie defensemen in points (5g-25a-30pts) in 2009-10... Amassed nine points (2g-7a) in 11 games during the 2010 WHL Playoffs, good for seventh among League rookies despite the Hawks being eliminated in the second round... Spent the 2008-09 season with the L.A. Junior Kings... On Twitter @TAronson37.


#### REGULAR SEASON

SEASON	CLUB	LEAGUE	GP	G	A	PTS	PIM
2008-09	L.A. Jr. Kings	MWEHL	45	9	16	25	68
2009-10	Portland	WHL	71	5	25	30	65
2010-11	Portland	WHL	71	5	32	37	81
2011-12	Cincinnati	ECHL	40	6	12	18	49
	Milwaukee	AHL	14	0	1	1	8
2012-13	Cincinnati	ECHL	38	1	12	13	12
	Milwaukee	AHL	12	0	2	2	4
2012-13	Cincinnati	ECHL	65	6	32	38	57
2014-15	Milwaukee	AHL	73	3	29	32	27
2015-16	Milwaukee	AHL	64	4	36	40	24
2016-17	Lada Togliatti	KHL	51	2	13	15	35
2017-18	Nurnberg	Germany	52	6	24	30	34

#### PLAYOFFS

GP	G	A	PTS	PIM
--	--	--	--	--
11	2	7	9	13
21	0	2	2	20
--	--	--	--	--
--	--	--	--	--
2	0	0	0	0
--	--	--	--	--
24	0	7	7	18
--	--	--	--	--
--	--	--	--	--
12	0	2	2	8





CENTER

**COLIN  
BLACKWELL**

(KAW-lihn BLAK-wehl)

Shot: Right • 5-9, 190 lbs

Born: Lawrence, Mass. (March 28, 1993)

Signed by Nashville on July 3, 2018

**CAREER NOTES:** Set AHL career highs in games played (61), goals (17), assists (28), points (45) and plus-minus (+15) in 2017-18 with the Rochester Americans... Led Americans forwards in points and tied for second on the team in goals... Made professional debut in 2016-17 with the AHL's San Jose Barracuda, playing in 57 games... Tallied 11 points (4g-7a) with the Barracuda, helping them reach the Western Conference Final... Has six points (4g-2a) in 18 career Calder Cup Playoff games... Scored his first professional goal on Nov. 25, 2016 against Bakersfield... Recorded 58 points (19g-39a) in 94 games at Harvard University from 2011-16... Won an ECAC conference championship in 2014-15... Received the Joe Tomasello Award as the region's unsung hero from the New England Hockey Writers following his senior season... Matched his Harvard career high in points with 19 (6g-13a) during his senior campaign... Missed his entire junior season due to injury... Originally drafted by the San Jose Sharks in the seventh round (194th overall) in the 2011 NHL Draft... Captained St. John's Prep in Massachusetts from 2009-11... Tallied 66 points (33g-33a) in 25 games during his final year of high school.

SEASON	CLUB	LEAGUE	REGULAR SEASON					PLAYOFFS				
			GP	G	A	PTS	PIM	GP	G	A	PTS	PIM
2010-11	St. John's Prep	High-MA	25	33	33	66	--	--	--	--	--	--
2011-12	Harvard	ECAC	34	5	14	19	46	--	--	--	--	--
2012-13	Harvard	ECAC	21	3	11	14	10	--	--	--	--	--
2013-14	Harvard	ECAC	--	--	--	--	--	--	--	--	--	--
2014-15	Harvard	ECAC	11	5	1	6	6	--	--	--	--	--
2015-16	Harvard	ECAC	28	6	13	19	12	--	--	--	--	--
2016-17	San Jose	AHL	57	4	7	11	24	15	3	0	3	8
2017-18	Rochester	AHL	61	17	28	45	23	3	1	2	3	0



CENTER

**CONNOR  
BRICKLEY**

(KAW-NUHR BRIH-KLEE)

Shot: Left • 6-0, 203 lbs

Born: Everett, Mass. (February 25, 1992)

Signed by Nashville on July 1, 2018

**CAREER NOTES:** Played 44 games for the Florida Panthers in 2017-18... Tallied 12 points (4g-8a) and 19 penalty minutes with the Panthers in his second NHL season... Posted 26 points (15g-11a) in 69 games with the AHL's Charlotte Checkers in 2016-17... Split the 2015-16 season between the Panthers and the AHL's Portland Pirates... Made his NHL debut with Florida on Oct. 10, 2015... Recorded five points (1g-4a) in 23 games with Florida... Had 27 points (12g-15a) in 45 games for Portland... Ranked second on the AHL's San Antonio Rampage in points with 47 (22g-25a) in 2014-15... Originally drafted in the second round (50th overall) by the Panthers in the 2010 NHL Draft... Played four seasons at the University of Vermont from 2010-14... Compiled 21 goals and 27 assists in 117 college games for the Catamounts... Played for the USHL's Des Moines Buccaneers and the U.S. National Team Development Program U-18s in 2009-10... Won gold for the United States at the 2010 U-18 World Junior Championship... Played in three games for the U.S. at the 2012 World Junior Championship.

SEASON	CLUB	LEAGUE	REGULAR SEASON					PLAYOFFS				
			GP	G	A	PTS	PIM	GP	G	A	PTS	PIM
2008-09	Belmont Hill High	High-MA	30	17	18	35	60	--	--	--	--	--
2009-10	Des Moines	USHL	52	22	21	43	68	--	--	--	--	--
	U.S. NTDP	U-18	14	2	5	7	6	--	--	--	--	--
2010-11	Univ. of Vermont	H-East	35	4	9	13	33	--	--	--	--	--
2011-12	Univ. of Vermont	H-East	23	9	3	12	16	--	--	--	--	--
2012-13	Univ. of Vermont	H-East	24	3	5	8	31	--	--	--	--	--
2013-14	Univ. of Vermont	H-East	35	5	10	15	49	--	--	--	--	--
	San Antonio	AHL	8	1	1	2	4	--	--	--	--	--
2014-15	San Antonio	AHL	73	22	25	47	66	3	1	1	2	0
2015-16	Florida	NHL	23	1	4	5	14	--	--	--	--	--
2016-17	Portland	AHL	45	12	15	27	26	5	0	1	1	2
2016-17	Charlotte	AHL	69	15	11	26	57	5	2	2	4	0
2017-18	Florida	NHL	44	4	8	12	19	--	--	--	--	--
<b>NHL TOTALS</b>			<b>67</b>	<b>5</b>	<b>12</b>	<b>17</b>	<b>33</b>	--	--	--	--	--




# PLAYERS IN THE SYSTEM

Amateur

European Pro/Amateur

Professional



## ALEXANDRE CARRIER

(Ah-ehx-AHN-druh kair-EE-ay)

Shot: Right • 5-11, 174 lbs

Born: Quebec, Que. (October 8, 1996)

Nashville's fourth choice, 115th overall (fourth round), in the 2015 NHL Draft

### DEFENSE

**CAREER NOTES:** Led Milwaukee defenseman in points (28) in 2017-18... Ranked fourth on the Admirals in assists with 24 and led team blueliners in the category for the second straight season... Played a career-high 73 games, tied for the third-most on Milwaukee... Recorded a four-game point streak (1g-4a) from Feb. 6-11... Tallied three game-winning goals - tied for third on the Admirals - and notched his first AHL shorthanded goal... Made his NHL debut with the Predators on Jan. 17, 2017 at Vancouver... Appeared in two NHL contests in the AHL All-Star Skills Competition on Jan. 29 where the Western Conference came from behind to defeat the Eastern Conference, 15-11... His seven-game assist streak from Nov. 4-19 tied for the longest by a defenseman in 2016-17... Had 39 (6g-33a) points in 75 games with Milwaukee (AHL) in 2016-17... Played two games for Nashville in 2016-17... Tied for sixth among QMJHL defensemen points (12g-35a-47pts), ranked seventh in assists and tied for seventh in goals in his fourth season with Gatineau in 2015-16... Named QMJHL Second Star of the Week for the week of Feb. 29, 2016 after recording nine points (3g-6a) in three games, including a five-point performance (1g-4a)... Ranked third in points (12g-43a-55pts), tied for second in assists and tied for 10th in goals among QMJHL defensemen in 2014-15... Tied for eighth among QMJHL blueliners in power-play assists (20) in 2014-15... A 2015 QMJHL Second All-Star Team honoree... Played for the QMJHL All-Stars in both 2014 Subway Super Series games, recording a pair of assists... Led Gatineau blueliners in points (3g-25a-28pts) and assists in 2013-14... Helped Team Canada to the Gold Medal at the 2013 Ivan Hlinka Memorial Tournament, and a bronze medal at the 2014 Under-18 World Championship... Played for Team Quebec at the 2013 World Under-17 Hockey Challenge... A 2012 QMAAA Second All-Star Team member with Collège Antoine-Girouard Gaulois... The fourth overall selection by Gatineau in the 2012 QMJHL Entry Draft... His brother, Samuel, was a sixth-round selection (176th overall) by the Washington Capitals in the 2010 Draft.

**REGULAR SEASON**

SEASON	CLUB	LEAGUE	GP	G	A	PTS	PIM
2011-12	College Antoine-Girouard Gaulois	QMAAA	40	5	25	30	30
2012-13	Gatineau	QMJHL	50	2	5	7	28
2013-14	Gatineau	QMJHL	67	3	25	28	29
2014-15	Gatineau	QMJHL	68	12	43	55	64
2015-16	Gatineau	QMJHL	57	12	35	47	50
2016-17	Milwaukee	AHL	72	6	33	39	45
	Nashville	NHL	2	0	0	0	0
2017-18	Milwaukee	AHL	73	4	24	28	52
<b>NHL/PREDATORS TOTALS</b>			<b>2</b>	<b>0</b>	<b>0</b>	<b>0</b>	<b>0</b>

### PLAYOFFS

SEASON	CLUB	LEAGUE	GP	G	A	PTS	PIM
2011-12	College Antoine-Girouard Gaulois	QMAAA	11	1	1	2	2
2012-13	Gatineau	QMJHL	9	1	0	1	6
2013-14	Gatineau	QMJHL	9	1	4	5	4
2014-15	Gatineau	QMJHL	11	2	3	5	18
2015-16	Gatineau	QMJHL	10	0	5	5	4
2016-17	Milwaukee	AHL	3	0	2	2	0
	Nashville	NHL	--	--	--	--	--
2017-18	Milwaukee	AHL	--	--	--	--	--
<b>NHL/PREDATORS TOTALS</b>			<b>--</b>	<b>--</b>	<b>--</b>	<b>--</b>	<b>--</b>



## JACK DOUGHERTY

(JAK DAWR-ih-tee)

Shot: Right • 6-1, 192 lbs

Born: St. Paul, Minn. (May 25, 1996)

Nashville's third choice, 51st overall (second round), in the 2014 NHL Draft

### DEFENSE


**CAREER NOTES:** Posted 12 points (1g-11a) in 63 games for the Milwaukee Admirals (AHL) in 2017-18... Tallied his first AHL game-winning goal on Oct. 15 at Rockford... Had four points (1g-3a) in the first three games of Milwaukee's season... Notched 13 points (2g-11a) with the Admirals in 2016-17, his first full professional season... Played the 2015-16 season with the WHL's Portland Winterhawks, ranking second among WHL rookie defensemen in points (11g-41a-52pts), seventh among all rookies in points, and tied for 13th among all defensemen in points... Tied for 16th among all WHLers in power-play assists (21) in 2015-16... The only WHLer to be perfect in the shootout in at least three attempts in 2015-16... Tied for fourth among Big Ten freshmen defensemen in points (2g-7a-9pts) and ranked fifth in power-play points (1g-3a-4pts) among conference freshmen blueliners in his lone season at the University of Wisconsin in 2014-15... Played the 2013-14 campaign with the U.S. National Team Development Program, ranking second among team blueliners in goals (6), and fourth in points (22)... Shared the team lead among defensemen in plus/minus ranking during the 2013-14 season (+33)... Helped the United States with its fifth gold medal in a six-year span at the Under-18 World Championship in 2014, tying for third among tournament defensemen in goals (2) - including one in the Gold Medal Game - and for sixth in points (4)... Helped Team USA to a silver medal at the 2013 Ivan Hlinka Tournament, tying for second on the team, and for fourth among tournament defensemen in points (1g-2a-3pts)... Scored the opening goal of the 2013 USA Hockey All-American Top Prospects Game, helping Team Johnson to a 5-2 win... Played two seasons of Minnesota High School hockey alongside Preds 2015 third-round pick Thomas Novak with St. Thomas Academy in 2012-13 and 2013-14... Helped the Cadets capture their third consecutive Class A state title in 2013, recording six assists in three state tournament games, and ranked third on the team in assists (21) in his final season with the club... On Twitter @jackdougherty2.

**REGULAR SEASON**

SEASON	CLUB	LEAGUE	GP	G	A	PTS	PIM
2011-12	St. Thomas Academy	USHS-MN	24	0	9	9	8
2012-13	St. Thomas Academy	USHS-MN	25	3	21	24	16
	Team Southeast	UMHSEL	19	2	9	11	30
2013-14	U.S. NTDP	U-18	32	3	9	12	31
	U.S. NTDP	USHL	23	4	8	12	34
2014-15	Univ. of Wisconsin	Big Ten	33	2	7	9	29
2015-16	Portland	WHL	68	11	41	52	71
	Milwaukee	AHL	3	0	1	1	2
2016-17	Milwaukee	AHL	75	2	11	13	32
2017-18	Milwaukee	AHL	63	1	11	12	36

### PLAYOFFS

SEASON	CLUB	LEAGUE	GP	G	A	PTS	PIM
2011-12	St. Thomas Academy	USHS-MN	6	1	0	1	0
2012-13	St. Thomas Academy	USHS-MN	6	2	9	11	4
	Team Southeast	UMHSEL	3	0	2	2	4
2013-14	U.S. NTDP	U-18	--	--	--	--	--
	U.S. NTDP	USHL	--	--	--	--	--
2014-15	Univ. of Wisconsin	Big Ten	--	--	--	--	--
2015-16	Portland	WHL	4	0	2	2	6
	Milwaukee	AHL	--	--	--	--	--
2016-17	Milwaukee	AHL	3	0	0	0	4
2017-18	Milwaukee	AHL	--	--	--	--	--




**DANTE**  
**FABBRO**  
(dan-TAY FAB-roh)

Shot: Right • 6-0, 192 lbs  
Born: Coquitlam, B.C. (June 20, 1998)  
Nashville's first choice, 17th overall (first round), in the 2016 NHL Draft

**DEFENSE**

**CAREER NOTES:** Entering his junior year at Boston University... In his sophomore season helped the Terriers win the Hockey East championship while being named to its second All-Star Team... Ranked fifth on the Terriers in points with 29 and third in assists with 20 in 2017-18... Finished second among Hockey East defensemen in points (29) and led in blocked shots (82) as a sophomore... Won gold at the 2018 World Junior Championship with Team Canada, serving as an alternate captain... Ranked first for Boston University in power-play goals (5) and second among BU freshmen in assists in 2016-17... Assisted the game-winning goal in round one of Beanpot play against Boston College, snapping BU's six-game slide against the Eagles in the 2016-17 tournament... Ranked 27th on ESPN's mid-season top prospects report for the 2016-17 season... Played seven games in the 2017 IIHF World Juniors for Team Canada... Named 2015-16 BCHL Top Defenseman and BCHL First-Team All Star playing for Pentiction as an assistant captain... Led BCHL defensemen in points (67), second in goals (14), second in assists (53)... Sixth among all BCHL skaters in points per game (1.49)... Third in points (67) on Pentiction... Set career highs in goals, assists, points and games played (45) in 2015-16... Tied for team lead in postseason assists (8)... Won gold with Canada at the 2016 Ivan Hlinka Memorial Tournament... Led all defensemen in assists (8) at the 2015 U18 World Junior Championship... Helped Pentiction to the 2015 BCHL Championship... Named to the 2014-15 BCHL All-Rookie Team... Recorded 33 points in 44 games with Pentiction in 2014-15... Set up the gold medal-winning goal for Canada West at the World Junior A Challenge in 2015... Led BCMML defensemen in points (61) in 2013-14... A 2013-14 BCMML all star... Lists the Nashville Predators as his favorite team growing up... Has two sisters, Gina and Sophia, who played soccer at Austin Peay State University in Clarksville, Tennessee, northwest of Nashville... On Twitter @17Fabbro.

SEASON	CLUB	LEAGUE	REGULAR SEASON					PLAYOFFS				
			GP	G	A	PTS	PIM	GP	G	A	PTS	PIM
2012-13	Burnaby Winter Club Bntm A1-T1	PCBHL	58	25	53	78	48	--	--	--	--	--
2013-14	Vancouver NW Giants	BCMML	38	22	39	61	44	6	2	8	10	12
	Langley	BCHL	2	0	0	0	0	--	--	--	--	--
2014-15	Pentiction	BCHL	44	4	29	33	16	21	4	11	15	10
2015-16	Pentiction	BCHL	45	14	53	67	30	11	0	8	8	2
2016-17	Boston Univ.	H-East	36	6	12	18	16	--	--	--	--	--
2017-18	Boston Univ.	H-East	38	9	20	29	22	--	--	--	--	--



**DAVID**  
**FARRANCE**  
(DAY-vihd FAIR-ehnts)

Shot: Left • 5-11, 195 lbs  
Born: Rochester, N.Y. (June 23, 1999)  
Nashville's third choice, 92nd overall (third round), in the 2017 NHL Draft

**DEFENSE**

**CAREER NOTES:** Entering his sophomore year at Boston University... Tallied nine points (3g-6a) in 31 games for the Terriers in 2017-18, his freshman campaign... Named to the NCAA Northeast Regional All-Tournament Team... Scored the game-winning goal against top-seeded Cornell in his first NCAA tournament game on March 24... Posted seven goals and 37 points in 64 contests for the U.S. NTDP in 2016-17... Helped the United States win a gold medal at the 2017 Under-18 World Championship with two goals and three points in seven games... Also claimed gold at the 2016 and 2017 Five Nations Tournaments... Recorded 23 points (8g-15a) on the U-17 U.S. National Team Development Program in 2015-16... Played at the 2015 World U-17 Challenge... Won a New York state title with Victor High School in 2015 and is the school's all-time leading scorer with 81 points (55g-26a)... A product of the Syracuse Jr. Stars system... Named most valuable player and defenseman of the year in 2014-15 with the under-16 team... Lists Predators defenseman P.K. Subban as his favorite defenseman.

SEASON	CLUB	LEAGUE	REGULAR SEASON					PLAYOFFS				
			GP	G	A	PTS	PIM	GP	G	A	PTS	PIM
2013-14	Victor High	USHS	17	31	11	42	12	--	--	--	--	--
	Syracuse Jr. Stars 16U	USPHL 16U	28	20	12	32	50	--	--	--	--	--
2014-15	Victor High	USHS	14	24	15	39	9	4	4	3	7	--
	Syracuse Jr. Stars 16U	USPHL 16U	29	27	25	52	28	3	2	0	2	4
2015-16	U.S. NTDP U-17	USHL	31	4	9	13	14	--	--	--	--	--
	U.S. NTDP U-17	U-17	52	8	15	23	24	--	--	--	--	--
2016-17	U.S. NTDP U-18	USHL	25	1	16	17	22	--	--	--	--	--
	U.S. NTDP U-18	U-18	64	7	30	37	38	--	--	--	--	--
2017-18	Boston Univ.	H-East	31	3	6	9	12	--	--	--	--	--



# PLAYERS IN THE SYSTEM

Amateur

European Pro/Amateur

Professional

**CENTER/LW**

## TYLER GAUDET

(TIGH-luhr GAH-deht)

Shot: Left • 6-3, 205 lbs

Born: Hamilton, Ont. (April 4, 1993)

Signed by Nashville on April 16, 2018

**CAREER NOTES:** Had six points (2g-4a) in 21 games with the Milwaukee Admirals (AHL) after being acquired on Feb. 26 from Arizona... Posted a combined 28 points (13g-15a) in 69 AHL games with Milwaukee and Tucson in 2017-18... Spent the majority of the 2016-17 season with Tucson, establishing an AHL career high in assists (16)... Made his NHL debut on April 11, 2015 with Arizona... Scored his first career NHL goal on Feb. 18, 2016 vs. Dallas... Appeared in 14 games for the Coyotes in 2015-16, recording a goal and two assists... Played 44 games for the Springfield Falcons (AHL) in 2015-16 and posted 13 points (4g-9a)... Spent much of his first professional season with the Portland Pirates (AHL) in 2014-15... Tallied 20 points (8g-12a) with the Pirates... Played two seasons for the Sault Ste. Marie Greyhounds (OHL) from 2012-13... Recorded 69 OHL points (29g-40a) in 99 games... Captained the CCHL's Pembroke Lumber Kings in 2012-13, his second season with the club... Hails from the same hometown as Predators defenseman Ryan Ellis.

SEASON	CLUB	LEAGUE	REGULAR SEASON					PLAYOFFS				
			GP	G	A	PTS	PIM	GP	G	A	PTS	PIM
2010-11	Hamilton	OJHL	41	4	15	19	14	7	3	3	6	6
2011-12	Gatineau	QMJHL	38	3	2	5	25	--	--	--	--	--
	Pembroke	CCHL	22	4	12	16	6	11	0	3	3	2
2012-13	Pembroke	CCHL	25	10	12	22	6	--	--	--	--	--
	Sault Ste. Marie	OHL	34	3	5	8	10	6	1	0	1	10
2013-14	Sault Ste. Marie	OHL	65	26	35	61	35	9	2	6	8	0
	Portland	AHL	2	0	0	0	0	--	--	--	--	--
2014-15	Portland	AHL	71	8	12	20	22	4	1	1	2	0
	Arizona	NHL	2	0	0	0	0	--	--	--	--	--
2015-16	Springfield	AHL	44	4	9	13	23	--	--	--	--	--
	Arizona	NHL	14	1	2	3	0	--	--	--	--	--
2016-17	Tucson	AHL	62	6	16	22	36	--	--	--	--	--
	Arizona	NHL	4	0	1	1	0	--	--	--	--	--
2017-18	Tucson	AHL	48	11	11	22	34	--	--	--	--	--
	Milwaukee	AHL	21	2	4	6	6	--	--	--	--	--
<b>NHL TOTALS</b>			<b>20</b>	<b>1</b>	<b>3</b>	<b>4</b>	<b>0</b>	--	--	--	--	--

**CENTER**

## FREDERICK GAUDREAU

(FREHD-uhr-ihk GAW-droh)

Shot: Right • 6-0, 179 lbs

Born: Granby, Que. (May 1, 1993)

Signed by Nashville on January 5, 2016

**CAREER NOTES:** Played 43 games for the Milwaukee Admirals (AHL) in 2017-18, finishing third on the team in points with 43... Ranked second on Milwaukee in goals with 22... Tallied a team-leading 10 power-play goals, which ranked tied for 15th in the AHL... Also added two shorthanded goals and three game-winning goals... Appeared in 20 games for the Nashville Predators in 2017-18... Picked up three assists for the Predators, including his first career multi-point game on Nov. 3 at Anaheim (2a)... Spent most of the 2016-17 season with Milwaukee, playing 66 games and notching 48 points (25g-23a)... Ranked second in goals (25) for Milwaukee in 2016-17... On March 29, he became the 19th Admiral to reach 100 career points with his goal against Grand Rapids... Named the AHL Player of the Week for the period ending Feb. 5 as a result of his four goals and one assist in two games during that time... Scored three goals in three games during the 2017 Calder Cup Playoffs... Called up to the Predators for the 2017 postseason, where he scored three goals in eight games... Became the second player in NHL history to score his first three career goals in the Stanley Cup Final... Spent his first full season at the AHL level with the Admirals in 2015-16, ranking third on the club in points (17g-27a-42pts)... Represented Milwaukee at the 2016 AHL All-Star Classic after pacing the Admirals with 24 points (9g-15a) in 37 games at the time he was named to the team... Tied for the Milwaukee team lead - and ranked among the Top 20 AHLers - in power-play points (7g-16a-23pts) in 2015-16... Split his first professional season between Milwaukee and Cincinnati (ECHL) in 2014-15... Played three seasons in the OJHL from 2011-14 with Shawinigan and Drummondville, amassing 134 points (50g-84a) in 195 games... Recipient of the 2014 Frank J. Selke Trophy as the OJHL's most sportsmanlike player... Started the 2013-14 campaign with Shawinigan before a Nov. 26 trade to Drummondville. Ranked among the Top 25 OJHL skaters in goals (32) and points (71)... Led the Voltigeurs in goals (10) and points (14) during the 2014 playoffs, while tying for third among all skaters in goals-per-game (.91)... Helped Shawinigan win the 2012 Memorial Cup... Played two seasons with the Magog Cantonniers of the Quebec Midget AAA League from 2009-11, captaining the club in 2010-11.

SEASON	CLUB	LEAGUE	REGULAR SEASON					PLAYOFFS				
			GP	G	A	PTS	PIM	GP	G	A	PTS	PIM
2011-12	Shawinigan	QMJHL	64	5	15	20	2	8	1	0	1	0
2012-13	Shawinigan	QMJHL	68	13	30	43	22	--	--	--	--	--
2013-14	Shawinigan	QMJHL	27	13	18	31	0	--	--	--	--	--
	Drummondville	QMJHL	36	19	21	40	2	11	10	4	14	0
2014-15	Milwaukee	AHL	43	4	7	11	12	--	--	--	--	--
	Cincinnati	ECHL	14	5	2	7	4	--	--	--	--	--
2015-16	Milwaukee	AHL	75	15	27	42	31	3	0	1	1	0
2016-17	Milwaukee	AHL	66	25	23	48	14	3	3	1	4	0
	Nashville	NHL	9	0	1	1	0	8	3	0	3	0
2017-18	Milwaukee	AHL	54	22	21	43	2	--	--	--	--	--
	Nashville	NHL	20	0	3	3	2	--	--	--	--	--
<b>NHL/PREDATORS TOTALS</b>			<b>29</b>	<b>0</b>	<b>4</b>	<b>4</b>	<b>2</b>	<b>8</b>	<b>3</b>	<b>0</b>	<b>3</b>	<b>0</b>



**CENTER/RW**

**ROCCO GRIMALDI**

(RAW-koh grih-MAL-dee)

Shot: Right • 5-6, 181 lbs

Born: Anaheim, Calif. (February 8, 1993)

Signed by Nashville on July 1, 2018

**CAREER NOTES:** Spent majority of the 2017-18 season with the San Antonio Rampage (AHL)... Ranked fourth on the Rampage in points with 31 (15g-16a)... Represented San Antonio at the 2018 AHL All-Star Classic... Skated in six games for the Colorado Avalanche, posting a goal and two assists... Recorded his second-career two-point game (1g-1a) on Oct. 28, 2017 vs. Chicago... Split time between the NHL and AHL in each of his previous four seasons... Led San Antonio in goals (31) and points (55) in 2016-17... Tied for third in the AHL in goals... Became the fifth 30-goal scorer in Rampage history... Made his Avalanche debut on Dec. 3, 2016 vs. Dallas and tallied an assist in four NHL games that season... Appeared in 20 games for the Florida Panthers in 2015-16 and tallied three goals and two assists... Ranked fifth on the AHL's Portland Pirates in points (33) in 2015-16... Made his professional debut in the 2014-15 season, appearing in seven games for Florida... Made his NHL debut on Nov. 1, 2014 vs. Philadelphia... Played in an AHL and NHL game in the same day on Nov. 18, 2014, skating for San Antonio (AHL) in the morning and Florida in the evening... Scored his first career NHL goal on Nov. 22, 2014... Originally drafted in the second round (33rd overall) by the Panthers in the 2011 NHL Draft... Played three seasons for the University of North Dakota from 2011-14... Posted 77 points (31g-46a) in 86 collegiate games... Led North Dakota in points with 39 (17g-22a) during his third and final season with the program... Skated for the U.S. National Team Development Program from 2009-11... Sits ninth in the USNTDP record books in points with 136 (60g-76a)... Scored the gold-medal winning goal for the U.S. at the 2013 World Junior Championship... Product of the Little Caesars AAA Hockey Program.

**REGULAR SEASON**

**PLAYOFFS**

SEASON	CLUB	LEAGUE	GP	G	A	PTS	PIM	GP	G	A	PTS	PIM
2009-10	U.S. NTDP	USHL	32	11	9	20	22	--	--	--	--	--
	U.S. NTDP	U-17	36	14	26	40	38	--	--	--	--	--
	U.S. NTDP	U-18	26	7	16	23	12	--	--	--	--	--
2010-11	U.S. NTDP	USHL	23	12	13	25	18	--	--	--	--	--
	U.S. NTDP	U-18	58	39	34	73	65	--	--	--	--	--
2011-12	Univ. of North Dakota	WCHA	4	1	1	2	2	--	--	--	--	--
2012-13	Univ. of North Dakota	WCHA	40	13	23	36	18	--	--	--	--	--
2013-14	Univ. of North Dakota	NCWC	42	17	22	39	48	--	--	--	--	--
2014-15	San Antonio	AHL	64	14	28	42	22	3	1	0	1	4
	Florida	NHL	7	1	0	1	4	--	--	--	--	--
2015-16	Portland	AHL	52	16	17	33	20	5	0	4	4	0
	Florida	NHL	20	3	2	5	2	2	0	0	0	2
2016-17	San Antonio	AHL	72	31	24	55	39	--	--	--	--	--
	Colorado	NHL	4	0	1	1	2	--	--	--	--	--
2017-18	San Antonio	AHL	49	15	16	31	32	--	--	--	--	--
	Colorado	NHL	6	1	2	3	0	--	--	--	--	--
<b>NHL TOTALS</b>			<b>37</b>	<b>5</b>	<b>5</b>	<b>10</b>	<b>8</b>	<b>2</b>	<b>0</b>	<b>0</b>	<b>0</b>	<b>2</b>



**GOALTENDER**

**TROY GROSENICK**

(TROI, GOHS-nihk)

Catch: Left • 6-1, 185 lbs.

Born: Brookfield, Wis. (August 27, 1989)

Acquired by Nashville with forward Brandon Bollig from San Jose for a sixth-round pick (John Leonard) in the 2018 NHL Draft on Feb. 25, 2018

**CAREER NOTES:** Split the 2017-18 season between the AHL's Milwaukee Admirals and San Jose Barracuda... Played seven games for Milwaukee after being acquired from San Jose on Feb. 25... Posted a 3-4-0 record, 2.75 goals-against average and .911 save percentage with the Admirals... Compiled a 6-9-2 record with a 2.98 goals-against average and .902 save percentage with the Barracuda before being traded... Spent the entire 2016-17 season with the Barracuda, appearing in 49 games... Led the AHL in goals-against average (2.04) and save percentage (.926) among goaltenders with at least 45 games played... Named to the AHL All-Star Classic and the league's First All-Star Team... Played 28 games for the Barracuda in 2015-16, mostly in a backup capacity... Went 11-10-4 with a .894 save percentage in his first season with San Jose... Made his NHL debut on Nov. 16, 2014... Became the first Sharks goaltender to pitch a shutout in his NHL debut... Made 45 saves in his NHL debut, the most by an NHL goalie in a debut shutout since 1979-80... Appeared in 36 games for the Worcester Sharks (AHL) that season... Made his professional debut in 2013-14 for Worcester, going 18-14-0 with two shutouts and a 2.62 goals-against average... Played three seasons for Union College from 2010-13... Named the Most Outstanding Player of the 2013 ECAC Tournament... Two-time ECAC champion (2013, 2012)... Helped Union College reach the Frozen Four for the first time in 2012... Named to the USHL All-Star Team in 2010 while with the Cedar Rapids RoughRiders... Played two USHL seasons for Cedar Rapids from 2008-10.

**REGULAR SEASON**

**PLAYOFFS**

Season	Club	League	GP	W	L	O/T	Mins.	GA	SO	Avg.	GP	W	L	Mins.	GA	SO	Avg.
2008-09	Cedar Rapids	USHL	24	13	5	4	1363	53	1	2.33	1	0	0	39	2	0	3.08
2009-10	Cedar Rapids	USHL	44	26	14	2	2509	110	4	2.63	4	2	1	192	6	1	1.88
2010-11	Union College	ECAC	3	0	0	1	84	3	0	2.12	--	--	--	--	--	--	--
2011-12	Union College	ECAC	34	22	6	3	1922	53	5	1.65	--	--	--	--	--	--	--
2012-13	Union College	ECAC	34	17	10	5	1928	68	2	2.12	--	--	--	--	--	--	--
2013-14	Worcester	AHL	35	18	14	0	1966	86	2	2.62	--	--	--	--	--	--	--
2014-15	Worcester	AHL	36	20	13	3	2167	95	1	2.63	2	1	0	88	5	0	3.41
	San Jose	NHL	2	1	1	0	118	3	1	1.53	--	--	--	--	--	--	--
2015-16	San Jose	AHL	28	11	4	4	1574	83	0	3.16	1	0	0	4	0	0	0.00
2016-17	San Jose	AHL	49	30	5	2	2729	93	10	2.04	15	8	7	914	41	2	2.69
2017-18	San Jose	AHL	20	6	9	2	1126	56	0	2.98	--	--	--	--	--	--	--
	Milwaukee	AHL	7	3	4	0	414	19	0	2.75	--	--	--	--	--	--	--
<b>NHL TOTALS</b>			<b>2</b>	<b>1</b>	<b>1</b>	<b>0</b>	<b>118</b>	<b>3</b>	<b>1</b>	<b>1.52</b>	<b>--</b>	<b>--</b>	<b>--</b>	<b>--</b>	<b>--</b>	<b>--</b>	<b>--</b>




# PLAYERS IN THE SYSTEM

Amateur

European Pro/Amateur

Professional

**DEFENSE**


## HARDY HAMAN AKTELL

(HAHR-dee HAH-MAN AHK-tehl)

Shot: Left • 6-3, 198 lbs  
Born: Skelleftea, Sweden (July 4, 1998)  
Nashville's fifth choice, 108th overall (fourth round), in the 2016 NHL Draft

**CAREER NOTES:** Set to play for IF Bjorkloven of the Allsvenskan in 2018-19... Appeared in 14 games for the Skelleftea junior team in 2017-18, recording two goals, two assists and 29 penalty minutes... Had a goal and an assist in three playoff games for the club... Posted three points in three games for Skelleftea's junior club in 2016-17... Skated with the Skelleftea junior organization in 2015-16 with three different clubs... Recorded two goals and 16 points in 16 games with Skelleftea AIK J18 and led all J18 Allsvenskan defenses in assists (14) in 2015-16... Appeared in 10 games in the J18 Elit league (4g-9a-13pts) and two games for Skelleftea AIK J20 in the SuperElit League, scoring one goal... Earned a J20 SM silver medal in 2015-16... Winner of a TV-Pucken gold medal with Vasterbotten in 2013-14.

SEASON	CLUB	LEAGUE	REGULAR SEASON					PLAYOFFS				
			GP	G	A	PTS	PIM	GP	G	A	PTS	PIM
2014-15	Skelleftea U-18	Sweden-U18	8	0	0	0	2	6	0	2	2	0
2015-16	Skelleftea U-18	Sweden-U18	26	6	23	29	8	2	0	0	0	0
	Skelleftea Jr.	Sweden-Jr.	2	1	0	1	2	1	0	0	0	0
2016-17	Skelleftea Jr.	Sweden-Jr.	3	1	2	3	6	--	--	--	--	--
2017-18	Skelleftea Jr.	Sweden-Jr.	14	2	2	4	29	3	1	1	2	0

**CENTER**

## PATRICK HARPER

(pa-TRIHK HAHR-puhr)

Shot: Left • 5-7, 150 lbs  
Born: New York, N.Y. (June 29, 1998)  
Nashville's sixth choice, 138th overall (fifth round), in the 2016 NHL Draft

**CAREER NOTES:** Entering his junior year at Boston University (Hockey East)... Missed the final 20 games of the 2017-18 season for the Terriers... Led the Terriers in scoring in his first 20 games with 21 points (8g-13a)... Named the Hockey East Player of the Week twice during his sophomore campaign... Earned bronze with Team USA at the 2018 World Junior Championship, tallying four points (2g-2a) in seven games... Began the 2016-17 season with points in seven straight games (4g-7a) including four multipoint performances and one game-winning goal for Boston University... Tied for first on the Terriers in assists in 2016-17... Ranked fifth among DI freshman in points and sixth in assists in 2016-17... Named to the 2016-17 Hockey East All-Rookie Team... Ranked 41st on ESPN's 2016-17 mid-season top prospects report... Played seven games in the 2017 IIHF World Juniors for Team USA, who won the championship... Expected to play his freshman season at Boston University in 2017-18... Co-captained Avon Old Farms School, leading the team in scoring with 20 goals and 59 points in 27 games in 2015-16... Also saw time with the Neponset Valley River Rats U18 team and the Omaha Lancers of the USHL in 2015-16... Skated with Team USA at the 2016 Ivan Hlinka Memorial Tournament... Posted 20 goals and 47 points in 22 games with Avon Old Farms in 2014-15... Appeared in four games with the U.S. National U-17 Team in 2014-15... Played with the Connecticut Oilers program from 2012-14... On Twitter @Pharper\_88.

SEASON	CLUB	LEAGUE	REGULAR SEASON					PLAYOFFS				
			GP	G	A	PTS	PIM	GP	G	A	PTS	PIM
2014-15	Avon Old Farms School	USHS	22	20	27	47	0	--	--	--	--	--
	Neponset Valley U18	MHSL U18	14	14	16	30	2	--	--	--	--	--
	U.S. NTDP	U-18	4	0	1	1	2	--	--	--	--	--
2015-16	Avon Old Farms School	USHS	27	20	39	59	0	--	--	--	--	--
	Neponset Valley U18	MHSL U18	13	19	13	32	4	--	--	--	--	--
	Omaha	USHL	9	1	3	4	2	--	--	--	--	--
2016-17	Boston Univ.	H-East	38	13	24	37	8	--	--	--	--	--
2017-18	Boston Univ.	H-East	20	8	13	21	6	--	--	--	--	--



## TANNER JEANNOT


(TAHN-uh, zuh-NO)

Shot: Left • 6-2, 207 lbs  
Born: Oxbow, Sask. (May 29, 1997)  
Signed by Nashville on April 2, 2018

### LEFT WING

**CAREER NOTES:** Entering his first professional season... Served as an alternate captain for the Moose Jaw Warriors (WHL) in 2017-18, his fourth season with the team... Helped Moose Jaw to the best regular-season record in the WHL (52-15-5)... Ranked third on the Warriors in goals (40) and points (80)... Had the third-best plus-minus rating in the WHL (+49)... Posted a 28-point improvement from the 2016-17 season, where he had 52 points (19g-33a) in 71 games... Tallied 33 points (17g-16a) in 72 games for Moose Jaw in 2015-16... Had five points (1g-4a) in 52 games in 2014-15, his first season in the WHL... Amassed 170 points (77g-93a) in 267 career WHL games... Ranked second on the SMHL's Yorkton Harvest in points with 36 (15g-21a) in 2013-14... Product of the Estevan Bruins youth hockey program, based in Estevan, Sask.

SEASON	CLUB	LEAGUE	REGULAR SEASON					PLAYOFFS				
			GP	G	A	PTS	PIM	GP	G	A	PTS	PIM
2011-12	Estevan Bruins	SBA AHL	24	21	11	32	22	2	1	0	1	2
	Bantam AA											
2012-13	Estevan Bruins	SSMHL	32	15	9	24	24	--	--	--	--	--
	Midget AA											
2013-14	Yorkton	SMHL	44	15	21	36	52	3	1	1	2	2
	Kindersley	SJHL	--	--	--	--	--	2	0	0	0	0
2014-15	Moose Jaw	WHL	52	1	4	5	8	--	--	--	--	--
2015-16	Moose Jaw	WHL	72	17	16	33	65	10	6	9	15	11
2016-17	Moose Jaw	WHL	71	19	33	52	84	7	0	1	1	8
2017-18	Moose Jaw	WHL	72	40	40	80	83	13	3	5	8	12



## JUSTIN KIRKLAND

(JUHS-tinn KURHRK-luhnd)

Shot: Left • 6-3, 183 lbs  
Born: Camrose, Alta. (August 2, 1996)  
Nashville's fourth choice, 62nd overall (third round), in the 2014 NHL Draft

### LEFT WING

**CAREER NOTES:** Played in 67 games for the Milwaukee Admirals (AHL) in 2017-18, his second full professional season... Tallied seven goals and 11 assists for 18 points... Recorded his first two career AHL shorthanded goals... Led the AHL in shootout goals with nine and converted on 81.1 percent of his opportunities (9-for-11)... Appeared in four games for the Cincinnati Cyclones (ECHL) before being called up to Milwaukee... Played 56 games for the Admirals (9g-12a-21pts) in 2016-17, his first professional season... Notched two assists in the 2017 Calder Cup Playoffs... Ranked second on the Kelowna Rockets (WHL) in goals (31) and points (67) in his third season with the club in 2015-16... Tied for second in the WHL in overtime goals (2), and tied for third in game-winning goals (8) in 2015-16... Ranked third among all skaters in goals (11) and paced the Rockets in points (15) during the 2016 WHL Playoffs, helping Kelowna advance to the Western Conference Final... Helped Kelowna post a WHL-best 53-13-6 record during the 2014-15 regular season, then post a 16-3 record in the playoffs en route to the 2015 WHL title... Tied for sixth among all skaters in points (2g-3a-5pts, 5gp) at the 2015 Memorial Cup, helping Kelowna advance to the tournament final... Ranked eighth among Western Hockey League rookies in points (17g-31a-48pts), tied for eighth in goals, and tied for ninth in assists in 2013-14, helping the Kelowna Rockets to a league-best 57-11-4 record... Tied for the lead among 2013-14 WHL rookies in game-winning goals (4)... Tied for the lead among WHL rookies in 2014 playoff goals (5) and power-play goals (3), while ranking third among first-year players in points (10)... Spent the majority of the 2011-12 and 2012-13 seasons with the Notre Dame Argos Midget AAA squad... Skated for the Camrose Kodiaks Bantam AAA team from 2009-11... Paced the Kodiaks in points (18g-22a-40pts) during the 2010-11 season... On Twitter @Kirkland96.

SEASON	CLUB	LEAGUE	REGULAR SEASON					PLAYOFFS				
			GP	G	A	PTS	PIM	GP	G	A	PTS	PIM
2011-12	Notre Dame	SMHL	43	13	22	35	26	8	5	4	9	8
	Kelowna	WHL	6	0	1	1	0	--	--	--	--	--
2012-13	Notre Dame	SMHL	44	25	24	49	42	3	0	2	2	2
	Notre Dame	SJHL	1	0	0	0	0	--	--	--	--	--
	Kelowna	WHL	6	2	0	2	6	6	0	1	1	0
2013-14	Kelowna	WHL	68	17	31	48	40	14	5	5	10	20
2014-15	Kelowna	WHL	50	21	30	51	25	14	5	5	10	0
2015-16	Kelowna	WHL	69	31	36	67	63	18	11	4	15	15
2016-17	Milwaukee	AHL	56	9	12	21	34	3	0	2	2	4
	Cincinnati	ECHL	4	1	1	2	2	--	--	--	--	--
2017-18	Milwaukee	AHL	67	7	11	18	19	--	--	--	--	--




# PLAYERS IN THE SYSTEM

Amateur

European Pro/Amateur

Professional



**PAVEL  
KOLTYGIN**  
(pah-VEHL kohl-TEE-gihn)

Shot: Left • 6-0, 189 lbs  
Born: Moscow, Russia (February 17, 1999)  
Nashville's fifth choice, 176th overall (sixth round), in the 2017 NHL Draft

**CENTER**

**CAREER NOTES:** Entering his third season with Drummondville (QMJHL)... Tallied 42 points (17g-25a) in 64 games with Drummondville in 2017-18... Ranked fourth on the Voltigeurs in playoff points with seven (5g-2a) in 10 games as Drummondville reached the quarterfinals... Finished the 2017-18 season with a +55 difference in plus-minus compared to his first QMJHL campaign... Set a QMJHL career high for points in a game after recording four (2g-2a) on Sept. 30 vs. Baie-Comeau... Established a QMJHL career-best five-game point streak (3g-6a) from Sept. 29-Oct. 11... Played in 65 games for Drummondville in the 2016-17 QMJHL season... Recorded 22 goals and 47 points in 65 games during his first season in North America... Selected in the first round (ninth overall) of the 2016 CHL Import Draft by Drummondville... Represented Russia at the 2017 Under-18 World Junior Championship, earning a bronze medal... Recorded one goal and three assists in seven games at the 2017 World Juniors... Posted 38 goals and 74 points in 35 games with Dynamo Moskva U16 of the Russia U16 league in 2014-15.

SEASON	CLUB	LEAGUE	REGULAR SEASON					PLAYOFFS				
			GP	G	A	PTS	PIM	GP	G	A	PTS	PIM
2014-15	Dynamo Moskva U16	Russia U16	35	38	36	74	30	--	--	--	--	--
2015-16	Dynamo Moskva U17	Russia U17	1	1	1	2	0	--	--	--	--	--
	Team Russia U18	MHL	17	1	4	5	8	3	0	0	0	2
2016-17	Drummondville	QMJHL	65	22	25	47	44	4	1	0	1	6
2017-18	Drummondville	QMJHL	64	17	25	42	44	10	5	2	7	0



**JOONAS  
LYYTINEN**  
(YOH-nuhs LEE-YOO-tih-nehn)


Shot: Left • 6-0, 154 lbs  
Born: Espoo, Finland (April 4, 1995)  
Nashville's sixth choice, 132nd overall (fifth round), in the 2014 NHL Draft

**DEFENSE**

**CAREER NOTES:** Spent the majority of his first professional season in North America with the Milwaukee Admirals (AHL), playing in 34 games... Tallied five points (1g-4a) with the Admirals... Scored his first AHL goal and recorded his first AHL multi-point game (1g-1a) on Jan. 12 at San Antonio... Also appeared in five ECHL games with the Norfolk Admirals (3g-1a) and four with the Atlanta Gladiators (1g-1a)... Quadrupled his goal tally from last season (8) and more than doubled his assist tally (16) while also setting a career high for game-winning goals (3) in 2016-17 while playing for KalPa (Finland)... Scored two goals in eight games during the 2017 playoffs... Played his second full season with KalPa of the Finnish Elite League (SM-Liiga) in 2015-16, and is expected to return to the club in 2016-17... Tied for fifth among all SM-Liiga junior players in goals (8), and tied for sixth among under-20 skaters in points (17) in 2014-15... Tied for ninth among all Finnish League defensemen in goals, and tied for 15th among blueliners in points in 2014-15... Tied for eighth among SM-Liiga blueliners in plus/minus (+10) in 2014-15... Represented Finland in the 2015 World Junior Championship, posting an assist and tying for second on the team in plus/minus rating (+3) in five games... Ranked second among blueliners in the Finnish junior league in points per game (1.00) during the 2013-14 season... Ranked third among junior defensemen in the SM-Liiga in points (3g-6a-9pts) during the 2013-14 season... Suited up for all five of Finland's games at the 2012 Ivan Hlinka Memorial Tournament... Spent the majority of the 2011-12 season with KalPa's under-18 team, and the 2010-11 season with its under-16 team.

SEASON	CLUB	LEAGUE	REGULAR SEASON					PLAYOFFS				
			GP	G	A	PTS	PIM	GP	G	A	PTS	PIM
2010-11	KalPa U-16	Finland-U16	28	6	11	17	44	--	--	--	--	--
	KalPa U-18	Finland-U18	7	1	1	2	6	1	0	1	1	0
2011-12	KalPa U-18	Finland-U18	32	8	10	18	40	3	0	0	0	2
	KalPa Jr.	Finland-Jr.	5	1	3	4	6	--	--	--	--	--
2012-13	HIFK Helsinki U-18	Finland-U18	--	--	--	--	--	1	0	0	0	0
	KalPa U-18	Finland-U18	3	0	2	2	4	--	--	--	--	--
2013-14	KalPa Jr.	Finland-Jr.	31	4	9	13	30	3	0	0	0	4
	KalPa	Finland-Jr.	24	7	17	24	32	--	--	--	--	--
2014-15	KalPa	Finland	30	3	6	9	24	--	--	--	--	--
	KalPa	Finland	52	8	9	17	34	6	0	0	0	6
2015-16	KalPa	Finland	47	2	7	9	22	3	0	0	0	0
2016-17	KalPa	Finland	54	8	16	24	34	18	2	5	7	16
2017-18	Milwaukee	AHL	34	1	4	5	28	--	--	--	--	--
	Norfolk	ECHL	5	3	1	4	4	--	--	--	--	--
	Atlanta	ECHL	4	1	1	2	4	--	--	--	--	--





CENTER

**ZACH  
MAGWOOD**  
(ZAK MAG-wood)Shot: Right • 5-10, 190 lbs  
Born: Cambridge, Ont. (April 22, 1998)  
Signed by Nashville on July 3, 2018**CAREER NOTES:** Entering his first professional season with Milwaukee (AHL)... Participated in Nashville's 2018 Development Camp where he notched a hat trick in the FutureStars Game at Bridgestone Arena... Ranked fourth on the OHL's Barrie Colts in points in 2017-18 with 59... Set OHL career highs in games played (65), goals (27), assists (32), points (59) and plus-minus (+27)... Helped Barrie claim the Central Division title for the second time in the last three seasons... Had 37 points (19g-18a)

in 64 games for Barrie in 2016-17... Appeared in 44 games for Barrie in his first OHL season in 2015-16, recording 10 points (6g-4a)... Spent the 2014-15 season with the Cambridge Winter Hawks of the Greater Ontario Junior Hockey League... Drafted in the sixth round (113th overall) by Barrie in the 2014 OHL Priority Selection... Product of the Cambridge Hawks youth hockey program.

SEASON	CLUB	LEAGUE	REGULAR SEASON					PLAYOFFS				
			GP	G	A	PTS	PIM	GP	G	A	PTS	PIM
2013-14	Cambridge	GOJHL	3	1	0	1	0	--	--	--	--	--
2014-15	Cambridge Burlington	GOJHL OJHL	48	8	14	22	17	5	3	2	5	4
2015-16	Barrie	OHL	44	6	4	10	8	9	0	1	1	0
2016-17	Barrie	OHL	64	19	18	37	30	--	--	--	--	--
2017-18	Barrie	OHL	65	27	32	59	32	12	6	4	10	6



LEFT WING

**GRANT  
MISMASH**  
(GRANT MIHS-MASH)Shot: Left • 6-0, 181 lbs  
Born: Brooklyn Park, Minn. (February 19, 1999)  
Nashville's second choice, 61st overall (second round), in 2017 NHL Draft**CAREER NOTES:** Entering his sophomore season at North Dakota (NCHC)... Tallied 22 points (9g-13a) in 38 games in his freshman season (2017-18) with North Dakota... Named to the NCHC All-Rookie Team after finishing tied for fourth among rookies in points with 16 (8g-8a) in conference play... Selected as NCHC Rookie of the Week four times... Named NCHC Rookie of the Month in October... Finished third among North Dakota forwards in scoring... Skated predominantly for the U.S. National Team Development Program during the 2016-17 season... Recorded 26 goals, 61 points and 106 penalty minutes in 56 games with USNDTP... Led USNDTP in points (61)... Helped the United States win a gold medal at the 2017 Under-18 World Championship with three goals and eight points in seven games... Represented Team USA at the 2016 World Under-17 Hockey Challenge with two goals and five points in five games.

SEASON	CLUB	LEAGUE	REGULAR SEASON					PLAYOFFS				
			GP	G	A	PTS	PIM	GP	G	A	PTS	PIM
2013-14	Shattuck St. Mary's Bantam T1	Bantam	65	48	48	96	132	--	--	--	--	--
2014-15	Shattuck St. Mary's Midget Prep	USHS	52	31	31	62	64	--	--	--	--	--
2015-16	U.S. NTDP	USHL	35	14	9	23	54	--	--	--	--	--
	U.S. NTDP	U-17	58	23	21	44	88	--	--	--	--	--
2016-17	U.S. NTDP	USHL	26	8	16	24	44	--	--	--	--	--
	U.S. NTDP	U-18	65	26	35	61	106	--	--	--	--	--
2017-18	Univ. of North Dakota	NCHC	38	9	13	22	35	--	--	--	--	--



# PLAYERS IN THE SYSTEM

Amateur

European Pro/Amateur

Professional

**CENTER**

**TYLER  
MOY**  
(TIGH-luhr MOY)

Shot: Right • 6-1, 295 lbs  
Born: La Jolla, Calif. (July 18, 1995)  
Nashville's sixth choice, 175th overall (sixth round), in the 2015 NHL Draft

**CAREER NOTES:** Played his first full professional season with the Milwaukee Admirals (AHL) in 2017-18... Recorded 16 points (6g-10a) in 72 games for Milwaukee... Opened the 2016-17 season and his senior year with points in nine straight games and had points in all but six of his 36 appearances with Harvard University (ECAC)... Ranked among the NCAA's top 15 in points, goals, power-play goals (11), game-winning goals (5) and points per game (1.26) in 2016-17... Notched two assists, including one on the game-winner, in Harvard's first Beanpot win since 1993... Scored the GWG in Harvard's NCAA First Round win over Providence and their Quarterfinal defeat of Air Force in 2016-17... Named to the 2017 NCAA East Regional All-Tournament Team... Made his professional debut with Milwaukee on April 12 at Rockford... Posted four points (1g-3a) in his first three career AHL games from April 12-15, 2017... Tied for sixth on the Crimson in points (7g-12a-19pts) and tied for second in penalty minutes (26) during his junior season in 2015-16... Helped Harvard advance to the 2016 ECAC Tournament Championship Game and NCAA Tournament... Ranked third on the Crimson in goals (12), and fourth in points (27) during his sophomore season in 2014-15, helping Harvard win the ECAC playoff title and advance to the NCAA Tournament... Earned the 2015 Donald Angier Trophy as most improved Harvard player... Ranked fourth among Harvard freshmen in points (4g-6a-10pts) in 2013-14... A USHL Scholar Athlete during his lone season with the Omaha Lancers in 2012-13... Recipient of the Omaha Lancers 2013 Dillon Hayes Humanitarian Award, as well as the 4.0 honor Cord and President's Education Award... Helped the Chicago Fury claim the Illinois State 18 AAA Championship in 2011-12... His father, Randy, played collegiately at Western Michigan University, while his uncle, Rodger, played at Michigan Tech... Enjoys drawing and painting in his free time... On Twitter @tymoy2.

SEASON	CLUB	LEAGUE	REGULAR SEASON					PLAYOFFS				
			GP	G	A	PTS	PIM	GP	G	A	PTS	PIM
2011-12	Chicago Fury U-18	TIEHL U18	40	18	27	45	6	--	--	--	--	--
2012-13	Omaha	USHL	64	4	19	23	22	--	--	--	--	--
2013-14	Harvard Univ.	ECAC	27	4	6	10	2	--	--	--	--	--
2014-15	Harvard Univ.	ECAC	37	12	15	27	16	--	--	--	--	--
2015-16	Harvard Univ.	ECAC	31	7	12	19	26	--	--	--	--	--
2016-17	Harvard Univ.	ECAC	36	22	23	45	20	--	--	--	--	--
	Milwaukee	AHL	3	1	3	4	2	2	0	0	0	0
2017-18	Milwaukee	AHL	72	6	10	16	6	--	--	--	--	--

**CENTER**

**THOMAS  
NOVAK**  
(TAW-muhs NOH-vak)

Shot: Left • 6-1, 179 lbs  
Born: St. Paul, Minn. (April 28, 1997)  
Nashville's second choice, 85th overall (third round), in the 2015 NHL Draft

**CAREER NOTES:** Entering his senior season at the University of Minnesota (Big Ten)... Led Minnesota in assists with 23 in 2017-18, a career high, during his junior season... Tied for eighth in the Big Ten in assists... Finished tied for third on the Golden Gophers in points with 26 (3g-23a)... Ranked second on Minnesota in face-off percentage (52.5 percent)... Played 20 games at Minnesota during the 2016-17 season, notching 14 points (5g-9a)... Suffered a season-ending lower-body injury on Jan. 13, 2017... Tied for fifth in Big Ten Freshman points (6g-21a-27pts) and tied for 10th among all Big Ten skaters in assists in 2015-16... After posting three points (1g-2a) in his first nine collegiate games, recorded 24 points (5g-19a) in his final 28 games of the 2015-16 season... Paced the Waterloo Black Hawks (USHL) in assists (34), and ranked second on the team in points (48) in 2014-15, earning him USHL All-Rookie Second Team honors... Led the United States and ranked second among all skaters in points (3g-4a-7pts) at the 2014 World Jr. A Challenge and scored the winning goal in overtime of the Gold Medal Game against Denmark... Led all skaters at the 2014 Ivan Hlinka Memorial Tournament in points (5g-6a-11pts), helping Team USA to a bronze medal... Helped Team USA claim the Gold Medal at the 2014 Five Nations Tournament... Played three seasons at St. Thomas Academy (Minn.) from 2011-14 where he was a teammate of Predators 2014 second-round selection Jack Dougherty for two seasons. Amassed 151 points (65g-86a-151pts) in 75 career games with the Cadets... Led St. Thomas in both goals and points in both the 2012-13 (25g-22a-47pts) and 2013-14 (26g-44a-70pts) seasons and helped the school win Class A Minnesota State titles in 2012 and 2013... Led Team Southeast in points (11g-22a-33pts) in 2013-14.

SEASON	CLUB	LEAGUE	REGULAR SEASON					PLAYOFFS				
			GP	G	A	PTS	PIM	GP	G	A	PTS	PIM
2011-12	St. Thomas Academy	USHS-MN	25	14	20	34	0	6	4	5	9	2
2012-13	St. Thomas Academy	USHS-MN	25	25	22	47	6	6	3	7	10	0
2013-14	St. Thomas Academy	USHS-MN	25	26	44	70	8	--	--	--	--	--
	Team Southeast	UMHSEL	19	11	22	33	8	--	--	--	--	--
	U.S. NTDP U-17	USHL	2	0	0	0	0	--	--	--	--	--
2014-15	Waterloo	USHL	46	14	34	48	12	--	--	--	--	--
2015-16	Univ. of Minnesota	Big Ten	37	6	21	27	4	--	--	--	--	--
2016-17	Univ. of Minnesota	Big Ten	20	5	9	14	10	--	--	--	--	--
2017-18	Univ. of Minnesota	Big Ten	34	3	23	26	8	--	--	--	--	--



**JACOB  
PAQUETTE**  
(JAY-kuhb pah-KEHT)

Shot: Left • 6-3, 200 lbs  
Born: Ottawa, Ont. (May 26, 1999)  
Nashville's sixth choice, 216th overall (seventh round) in the 2017 NHL Draft

**DEFENSE**

**CAREER NOTES:** Completed his third OHL season with the Kingston Frontenacs in 2017-18, setting OHL career highs in games played (63), goals (4), assists (11) and points (15)... Served as an assistant captain for the second straight season... Ranked third on Kingston in plus-minus with a +22 rating... Recorded 10 points (1g-9a) in 59 games during his sophomore OHL season in 2016-17... Scored one goal and added nine assists for Kingston in 2016-17... Won a league championship with the Ottawa Jr. 67s Bantam AAA of the OEBHL in 2013-14... An OEBHL champion with the Ottawa Jr. 67s Minor Bantam AAA in 2012-13.

SEASON	CLUB	LEAGUE	REGULAR SEASON					PLAYOFFS				
			GP	G	A	PTS	PIM	GP	G	A	PTS	PIM
2012-13	Ottawa Jr. 67s	OEBHL	26	1	7	8	8	8	0	2	2	0
2013-14	Ottawa Jr. 67s	OEBHL	29	2	6	8	20	7	0	3	3	19
2014-15	Ottawa Jr. 67s	OEMMHL	26	5	7	12	38	9	3	2	5	6
2015-16	Kingston	OHL	56	3	10	13	24	9	0	2	2	4
2016-17	Kingston	OHL	59	1	9	10	36	11	0	3	3	11
2017-18	Kingston	OHL	63	4	11	15	51	16	1	3	4	14



**CARL  
PERSSON**  
(KARL, PAIR-suhn)

Shot: Left • 6-1, 205 lbs  
Born: Kristianstad, Sweden (June 28, 1995)  
Signed by Nashville on May 9, 2018

**CENTER**

**CAREER NOTES:** Entering his first professional season in North America with Milwaukee (AHL)... Played his first full professional season with Karlskrona of the Swedish Hockey League in 2017-18... Ranked third on Karlskrona in points with 24 (13g-11a)... Scored his first career SHL goal on Sept. 19, 2017 vs. Skelleftea... Spent the previous two seasons with BIK Karlskoga of Sweden's second division... Compiled the fourth-most points in Sweden's second division in 2016-17 with 44 (26g-18a)... Helped lead Karlskoga to second-place in the Swedish second division standings... Made his professional debut with the SHL's HV71 in 2014-15, recording an assist in four games... Played for the Tingsryds AIF program from 2011-14... Finished in the Top 3 on his team in scoring in each of his three seasons with Tingsryds AIF... Product of the Kristianstads IK youth hockey program.

SEASON	CLUB	LEAGUE	REGULAR SEASON					PLAYOFFS				
			GP	G	A	PTS	PIM	GP	G	A	PTS	PIM
2010-11	Kristianstads U-18	Sweden-U18	16	5	2	7	16	--	--	--	--	--
	Kristianstads U-20	Sweden-U20	13	1	2	3	2	--	--	--	--	--
2011-12	Tingsryds U-18	Sweden-U18	33	11	12	23	16	--	--	--	--	--
	Tingsryds Jr.	Sweden-Jr.	4	0	0	0	2	--	--	--	--	--
2012-13	Tingsryds U-18	Sweden-U18	21	11	17	28	24	--	--	--	--	--
	Tingsryds Jr.	Sweden-Jr.	25	4	8	12	8	2	0	1	1	2
2013-14	Tingsryds Jr.	Sweden-Jr.	42	15	10	25	44	3	3	2	5	0
	Tingsryds	Sweden-2	21	1	3	4	2	3	0	0	0	0
2014-15	HV71 Jr.	Sweden-Jr.	41	8	6	14	20	3	0	1	1	0
	HV71	SHL	4	0	1	1	0	6	0	0	0	0
2015-16	Karlskoga	Sweden-2	29	5	2	7	6	5	1	0	1	0
	Kristianstads	Sweden-2	12	8	8	16	4	--	--	--	--	--
2016-17	Karlskoga	Sweden-2	51	26	18	44	20	10	3	3	6	6
2017-18	Karlskrona	SHL	52	13	11	24	22	7	0	0	0	0




# PLAYERS IN THE SYSTEM

Amateur

European Pro/Amateur

Professional



**CENTER**

**EMIL  
PETTERSSON**  
(eh-MIHL PEH-tuhr-suhn)

Shot: Left • 6-2, 164 lbs  
Born: Sundsvall, Sweden (January 14, 1994)  
Nashville's seventh choice, 155th overall (sixth round),  
in the 2013 NHL Draft

**CAREER NOTES:** Led the Milwaukee Admirals (AHL) in scoring with 46 points in his first professional season in North America... Led Milwaukee in assists (33), 21 of which came on the power play... Rattled off 10 points (3g-7a) in his first six career AHL games, including a four-game point streak (2g-6a) from Oct. 15-27... Tallied 12 multi-point games in 2017-18, headlined by his three-point effort (2g-1a) on March 2 against Rockford... Named to the 2018 AHL All-Star Classic roster and competed in the All-Star Skills Competition... Split his 2016-17 season between Skelleftea and Växjö (SHL)... Set a career high for points in a game (1g-3a) on Feb. 18 against Leksands while playing for Växjö (SHL) in 2016-17... Despite joining the team midway through the 2016-17 season, ranked third in game-winning goals (3), fourth in assists and fifth in points... Posted three multi-point performances in the six game quarterfinal series that Växjö dropped to Malmö in 2016-17... Ranked second on Modo (SHL) in goals (12) and points (26) in 2015-16... Went from 14 points (4G, 6g-8a) with Timra in 2013-14 to a combined 36 points (5A GP, 13-23a) with Timra and Modo in 2014-15... Tied for 12th among all Allsvenskan skaters in assists (23), and for 16th in points (35), prior to his Jan. 30, 2015 departure to Modo... Spent the majority of the 2013-14 campaign with Timra's senior team in the Allsvenskan, tying for seventh among league junior players in goals (6), and eighth in points (14)... Played 12 games for Timra's junior team in 2013-14, ranking second in Swedish junior league play in points per game (158)... Tied for fourth in the Swedish junior league in assists (31), and tied for 14th among all skaters and led Timra in points (44) in 2012-13.

**REGULAR SEASON**

**PLAYOFFS**

SEASON	CLUB	LEAGUE	REGULAR SEASON					PLAYOFFS				
			GP	G	A	PTS	PIM	GP	G	A	PTS	PIM
2010-11	Timra U-18	Sweden-U18	34	10	16	26	26	5	0	1	1	0
2011-12	Timra U-18	Sweden-U18	31	19	22	41	94	3	1	4	5	10
	Timra Jr.	Sweden-Jr.	17	4	2	6	10	3	1	1	2	2
2012-13	Timra Jr.	Sweden-Jr.	44	13	31	44	38	2	0	0	0	2
	Timra	SHL	2	0	0	0	0	2	1	0	1	0
2013-14	Timra	SHL	44	6	8	14	12	--	--	--	--	--
	Timra Jr.	Sweden-Jr.	12	10	9	19	12	2	2	0	2	4
2013-14	Timra	Sweden-2	52	12	23	35	16	--	--	--	--	--
	Modo	SHL	2	1	0	1	2	4	1	3	4	0
2015-16	Modo	SHL	52	12	14	26	28	--	--	--	--	--
2016-17	Skelleftea AIK	SHL	24	6	6	12	4	--	--	--	--	--
	Vaxjo HC	SHL	27	9	17	26	8	6	4	3	7	4
2017-18	Milwaukee	AHL	72	13	33	46	32	--	--	--	--	--



**CENTER**

**REM  
PITLICK**  
(REHM PIHT-iihk)

Shot: Left • 5-9, 196 lbs  
Born: Ottawa, Ont. (April 2, 1997)  
Nashville's third choice, 76th overall (third round), in the  
2016 NHL Draft

**CAREER NOTES:** Entering his junior season at the University of Minnesota (Big Ten)... Led Minnesota in points with 31 in 2017-18... Tied for the team lead in goals (12) and had the second-most assists (19) in his sophomore season... Led the Golden Gophers in power-play points (11), assists (nine) and shots (33)... Ranked fourth among Big 10 freshmen in goals scored and tied for fourth in points and assists during his freshman year at Minnesota in 2016-17... Earned first star honors in back-to-back games against Penn State by posting a hat trick and an assist on the game winning goal on Feb. 17 then scoring the GWG in OT on Feb. 18 in 2016-17... Named 2015-16 USHL Player of the Year and Forward of the Year while playing with Muskegon... Led the USHL in goals (46), assists (43) and points (89) in 2015-16... Named to the 2015-16 USHL First All-Star Team... Named 2015-16 USA Hockey Junior Player of the Year... Earned a bronze medal at the 2016 World Junior A Challenge with Team USA, scoring two goals and four points in five games... Drafted 12th overall by Waterloo in the 2013 USHL Futures Draft... Skated for the prestigious Shattuck St. Mary's program from 2011-14... His father, Lance, played for the Ottawa Senators and the Florida Panthers during an eight-year NHL career.

**REGULAR SEASON**

**PLAYOFFS**

SEASON	CLUB	LEAGUE	REGULAR SEASON					PLAYOFFS				
			GP	G	A	PTS	PIM	GP	G	A	PTS	PIM
2011-12	Shattuck St. Mary's	Bantam	58	46	64	110	20	--	--	--	--	--
	Bantam T1	HPBHL	15	9	16	25	20	--	--	--	--	--
2012-13	Shattuck St. Mary's	Midget	47	14	31	45	22	--	--	--	--	--
2013-14	U16	USHS	53	9	25	34	32	--	--	--	--	--
	Shattuck St. Mary's	Midget Prep						--	--	--	--	--
2014-15	Waterloo	USHL	47	7	9	16	20	--	--	--	--	--
2015-16	Muskegon	USHL	56	46	43	89	74	--	--	--	--	--
2016-17	Univ. of Minnesota	Big Ten	36	14	18	32	22	--	--	--	--	--
2017-18	Univ. of Minnesota	Big Ten	38	12	19	31	32	--	--	--	--	--



**FILIP  
PYROCHTA**

(FIHL-ihp, pay-ROCH-ta)

Shot: Left • 6-2, 192 lbs


Born: Trebic, Czech Republic (June 24, 1996)

Signed by Nashville on May 7, 2018

**DEFENSE**

**CAREER NOTES:** Entering his first professional season in North America with Milwaukee (AHL)... Competed for the Czech Extraliga's Bili Tygri Liberec in 2017-18, appearing in 42 games... Tallied 12 points (3g-9a) in his second professional season... Was called up to the Czech Republic team for the 2018 IIHF World Championship... Played 43 games for Bili Tygri Liberec in 2016-17, tallying two goals and four assists... Helped his team to 103 points in the regular season to lead the Extraliga... Played two seasons in the OMJHL from 2014-16... Split time between Victoriaville and Val-d'Or in 2015-16, posting 29 points (4g-25a) in 61 games... Made his OMJHL debut with Victoriaville in 2014-15 and tallied 31 points (9g-22a), the second most among Tigres defensemen... Served as alternate captain and was named one of the Top 3 players on the Czech Republic team that earned a silver medal at the 2014 U-18 World Championship.

SEASON	CLUB	LEAGUE	REGULAR SEASON					PLAYOFFS				
			GP	G	A	PTS	PIM	GP	G	A	PTS	PIM
2012-13	Bili Tygri Liberec U-18	Czech U-18	7	2	4	6	18	1	0	1	1	0
	Bili Tygri Liberec Jr.	Czech U-20	38	4	11	15	28	5	0	2	2	2
2013-14	Benatky nad Jizerou	Czech-2	1	0	0	0	2	4	0	1	1	2
	Bili Tygri Liberec U-18	Czech U-18	0	0	0	0	0	6	3	3	6	4
	Bili Tygri Liberec Jr.	Czech U-20	11	3	9	12	6	4	1	1	2	22
	Benatky nad Jizerou	Czech-2	38	1	5	6	26	6	0	0	0	4
2014-15	Victoriaville	OMJHL	68	9	22	31	39	4	0	1	1	2
2015-16	Victoriaville	OMJHL	30	1	14	15	14	--	--	--	--	--
	Val-d'Or	OMJHL	31	3	11	14	8	6	0	1	1	0
2016-17	Bili Tygri Liberec	Czech	43	2	4	6	10	11	0	1	1	0
	Benatky nad Jizerou	Czech-2	22	5	7	12	18	--	--	--	--	--
2017-18	Bili Tygri Liberec	Czech	42	3	9	12	20	10	0	8	8	2
	Benatky nad Jizerou	Czech-2	12	3	4	7	44	--	--	--	--	--



**ANTHONY  
RICHARD**

(AN-thuh-nee rin-SHAHRD)

Shot: Left • 5-10, 163 lbs.

Born: Trois-Rivieres, Que. (December 20, 1996)

Nashville's third choice, 100th overall (fourth round), in the 2015 NHL Draft

**CENTER**

**CAREER NOTES:** Posted AHL career highs in games played (75), goals (19), assists (17) and points (36) in 2017-18 with the Milwaukee Admirals (AHL)... Tied for fourth on the Admirals in goals... Spend the majority of 2016-17 with Milwaukee playing 55 games and notching 16 points (4g-12a)... Played five games for the Cincinnati Cyclones (ECHL) in 2016-17... Tied for 11th in OMJHL points (25g-36a-61pts), ranked 12th in assists and tied for 14th in goals despite missing the final three weeks of the regular season due to injury in 2015-16, his fourth campaign with the Val-d'Or Foreurs... Tied for the league lead in shorthanded points (5g-3a-8pts), ranked second in game-winning goals (8) and third in shorthanded goals in 2015-16... The OMJHL Third Star of the Month of October after scoring 11 goals and adding 13 assists in 14 games... Also named Third Star of the Week for the week of Oct. 12, First Star of the Week for the week of Oct. 19, Third Star of the Week for the week of Nov. 30... Played in both of Team OMJHL's games of the 2015 Canada/Russia Series, scoring a goal... Joined the Milwaukee Admirals (AHL) following the completion of his junior season, and played in all three of the team's 2016 Calder Cup Playoff games... Ranked eighth in the OMJHL in goals (43) and tied for eighth in league points (91) with Val-d'Or in 2014-15... Tied for second in shorthanded assists (4), tied for 10th in shorthanded goals (3), ranked fifth in power-play assists (29), sixth in shots (290) and tied for 15th in assists among all OMJHL skaters in 2014-15... Tied for third in the 2015 OMJHL Playoffs in goals (12) and ranked ninth in postseason points (22) as the Foreurs advanced to the league semifinals... Suited up for the OMJHL All-Stars in both of their games at the 2014 Subway Super Series, scoring a goal... Helped Val-d'Or win the 2014 President's Cup as champions of the OMJHL, ranking fourth on the team and tying for seventh among all skaters in postseason goals (10)... Posted a pair of points (1g-1a) in four 2014 Memorial Cup contests... Split the 2012-13 season between Val-d'Or and Trois-Rivieres Estacades... Played for Team Quebec at the 2013 World Under-17 Hockey Challenge.

SEASON	CLUB	LEAGUE	REGULAR SEASON					PLAYOFFS				
			GP	G	A	PTS	PIM	GP	G	A	PTS	PIM
2011-12	Trois-Rivieres	OMAAA	41	11	17	28	50	8	3	5	8	14
	Estacades											
2012-13	Trois-Rivieres	OMAAA	12	9	6	15	8	--	--	--	--	--
	Estacades											
2013-14	Val-d'Or	OMJHL	42	6	2	8	15	9	0	1	1	5
	Val-d'Or	OMJHL	66	25	27	52	49	24	10	7	17	12
2014-15	Val-d'Or	OMJHL	66	43	48	91	78	17	12	10	22	10
2015-16	Val-d'Or	OMJHL	58	37	50	87	37	3	2	1	3	2
	Milwaukee	AHL	--	--	--	--	--	3	0	0	0	0
2016-17	Milwaukee	AHL	55	4	12	16	23	3	0	1	1	4
	Cincinnati	ECHL	5	1	1	2	0	--	--	--	--	--
2017-18	Milwaukee	AHL	75	19	17	36	45	--	--	--	--	--



# PLAYERS IN THE SYSTEM

Amateur

European Pro/Amateur

Professional



**ZAC RINALDO**  
(ZAK rih-NAL-doh)

Shot: Left • 5-10, 192 lbs  
Hamilton, Ont. (June 15, 1990)  
Signed by Nashville on July 2, 2018

**LEFT WING**

**CAREER NOTES:** Had seven points (5g-2a) in 53 games with the Arizona Coyotes in 2017-18... Skated in 29 games for the AHL's Providence Bruins in 2016-17, tallying seven points (5g-2a)... Finished third on the Boston Bruins in penalty minutes with 83 in 2015-16... Picked up a goal and two assists with Boston... Had six points (1g-5a) and 102 penalty minutes during his fourth and final season with the Philadelphia Flyers in 2014-15... Skated in a career-high 67 games for Philadelphia in 2013-14... Split the 2012-13 season between Philadelphia and Adirondack (AHL)... Had five points with both the Flyers and Phantoms... Established a career-high nine points (2g-7a) with the Flyers in 2011-12... Ranked second in the NHL in penalty minutes with 232... Spent his rookie professional season with Adirondack in 2010-11 and was second in the AHL in penalty minutes with 331... Made his Stanley Cup Playoffs debut with the Flyers, appearing in two games... Originally drafted in the sixth round (178th overall) of the 2008 NHL Draft by Philadelphia... Played four seasons in the Ontario Hockey League for Toronto, Mississauga, London and Barrie... Recorded 69 points (27g-42a) in the OHL from 2006-10, including an OHL career-high 30 (10g-20a) with Mississauga and London in 2008-09.

SEASON	CLUB	LEAGUE	REGULAR SEASON					PLAYOFFS				
			GP	G	A	PTS	PIM	GP	G	A	PTS	PIM
2006-07	Hamilton	OPJHL	44	16	16	32	193	16	4	4	8	48
	Toronto	OHL	6	0	0	0	2	--	--	--	--	--
2007-08	Mississauga	OHL	63	7	7	14	191	4	0	0	0	9
2008-09	Mississauga	OHL	34	6	7	13	112	--	--	--	--	--
	London	OHL	22	4	13	17	89	8	1	1	2	26
2009-10	London	OHL	34	8	7	15	143	--	--	--	--	--
	Barrie	OHL	26	2	8	10	107	4	2	0	2	11
2010-11	Adirondack	AHL	60	3	6	9	331	--	--	--	--	--
	Philadelphia	NHL	--	--	--	--	--	2	0	0	0	12
2011-12	Philadelphia	NHL	66	2	7	9	232	5	0	0	0	48
	Adirondack	AHL	4	1	1	2	11	--	--	--	--	--
2012-13	Philadelphia	NHL	32	3	2	5	85	--	--	--	--	--
	Adirondack	AHL	31	2	3	5	92	--	--	--	--	--
2013-14	Philadelphia	NHL	67	2	2	4	153	7	0	0	0	4
2014-15	Philadelphia	NHL	58	1	5	6	102	--	--	--	--	--
2015-16	Boston	NHL	52	1	2	3	83	--	--	--	--	--
	Providence	AHL	2	0	0	0	12	--	--	--	--	--
2016-17	Providence	AHL	29	5	2	7	20	--	--	--	--	--
2017-18	Arizona	NHL	53	5	2	7	44	--	--	--	--	--
<b>NHL TOTALS</b>			<b>328</b>	<b>14</b>	<b>20</b>	<b>34</b>	<b>699</b>	<b>14</b>	<b>0</b>	<b>0</b>	<b>0</b>	<b>64</b>



**ADAM SMITH**  
(A-duhm SMITHH)

Shot: Left • 6-1, 195 lbs  
Born: Sharon, Ont. (November 6, 1996)  
Nashville's eighth choice, 198th overall (seventh round), in the 2016 NHL Draft

**DEFENSE**

**CAREER NOTES:** Entering his senior season at Bowling Green (WCHA)... Appeared in 40 games during his junior season with Bowling Green, a career high... Led BSU defensemen in penalty minutes (58)... Finished fifth on his team in shots with 82... Tallied a career-high three points (1g-2a), to go along with a +4 rating, on Jan. 19 vs. Alaska-Anchorage... Blocked 35 shots in 2017-18 and was named to the WCHA All-Academic Team... Played 28 games for Bowling Green in 2016-17... Did not dress in seven games during the 2016-17 season as the result of a hand injury... Doubled his assists from last season to four... Finished the 2015-16 season with Bowling Green State University, joining at the semester break and skating in 22 of the team's final 23 contests, recording one goal and two assists... Also appeared in 32 games for the Newmarket Hurricanes of the OJHL in 2015-16, amassing five goals and 14 points... Played in 110 games for Newmarket for 2013-15... A member of the Canada East team at the 2015 World Junior A Challenge, adding two goals in five games... On Twitter @adamsmith\_4.

SEASON	CLUB	LEAGUE	REGULAR SEASON					PLAYOFFS				
			GP	G	A	PTS	PIM	GP	G	A	PTS	PIM
2012-13	York Simcoe Express	ETAHL	28	5	6	11	8	--	--	--	--	--
	Midget AAA											
2013-14	Newmarket	OJHL	50	3	12	15	46	4	0	0	0	0
2014-15	Newmarket	OJHL	30	2	7	9	16	5	0	1	1	2
2015-16	Newmarket	OJHL	32	5	9	14	38	--	--	--	--	--
	Bowling Green	WCHA	22	1	2	3	8	--	--	--	--	--
2016-17	Bowling Green	WCHA	28	1	4	5	26	--	--	--	--	--
2017-18	Bowling Green	WCHA	40	1	3	4	58	--	--	--	--	--




**MIROSLAV  
VOBODA**  
(MEER-oh-slav voh-BOH-duh)

Catches: Left • 6-3, 192 lbs  
Born: Vsetin, Czech Republic (March 7, 1995)  
Signed by Nashville on April 26, 2018

**GOALIE**

**CAREER NOTES:** Entering his first professional season in North America... Spent his first full professional season with the Czech Extraliga's Plzen in 2017-18... Appeared in 47 games and led the league in wins (33)... Helped Plzen record a league-leading 107 points during the regular season... Posted a 2.10 goals-against average and .926 save percentage... Led the Czech second division in save percentage (.944) in 2016-17 with Dukla Jihlava... Helped his team secure promotion to the Extraliga... Split time between the Czech second division's Havirov and Sumperk in 2015-16... Made his Extraliga debut in 2014-15 for Trinec... Originally drafted by in the seventh round (208th overall) by the Edmonton Oilers in the 2015 NHL Draft... Played in two games for the Czech Republic at the 2015 World Junior Championship, going 1-1 with a .942 save percentage and 1.51 goals-against

Season	Club	League	REGULAR SEASON							PLAYOFFS							
			GP	W	L	O/T	Mins.	GA	SO	Avg.	GP	W	L	Mins.	GA	SO	Avg.
2009-10	Vsetin U-18	Czech U-18	1	1	0	0	59	1	0	1.02	--	--	--	--	--	--	--
2010-11	Vsetin U-16	Czech U-16	19	11	8	0	1024	46	1	2.70	--	--	--	--	--	--	--
	Vsetin U-18	Czech U-18	4	2	2	0	245	9	0	2.20	1	0	1	34	0	0	0.00
2011-12	Vsetin U-18	Czech U-18	31	14	17	0	1647	84	2	3.06	5	2	2	287	21	0	4.39
	Trinec U-18	Czech U-18	28	24	4	0	1621	67	2	2.48	9	6	3	573	20	1	2.09
2012-13	Trinec U-20	Czech U-20	4	2	2	0	218	11	0	3.03	--	--	--	--	--	--	--
	Trinec U-20	Czech U-20	37	20	17	0	2161	79	3	2.19	5	2	3	312	14	0	2.69
2013-14	Frydek-Mistek	Czech-3	1	1	0	0	60	1	0	1.00	--	--	--	--	--	--	--
	Trinec U-20	Czech U-20	33	16	17	0	1986	90	3	2.72	--	--	--	--	--	--	--
2014-15	Trinec	Czech	1	0	1	0	60	6	0	6.00	1	1	0	2	0	0	0.00
	AZ Havirov	Czech-2	6	3	3	0	340	18	0	3.18	--	--	--	--	--	--	--
2015-16	Sumperk	Czech-2	9	4	5	0	542	33	0	3.65	2	0	2	86	5	0	3.49
	AZ Havirov	Czech-2	8	2	6	0	398	30	0	4.51	--	--	--	--	--	--	--
2016-17	Sumperk	Czech-2	21	7	14	0	1179	60	2	3.05	5	4	1	307	12	0	2.35
	Dukla Jihlava	Czech-2	25	20	5	0	1497	40	4	1.60	7	5	2	424	11	2	1.56
2017-18	Plzen	Czech	47	33	14	0	2770	97	5	2.10	10	5	5	586	22	2	2.25



**JARRED  
TINORDI**  
(JAIR-uhd, tih-NOHR-dee)

Shot: Left • 6-6, 229 lbs  
Born: Burnsville, Minn. (February 20, 1992)  
Signed by Nashville on July 1, 2018

**DEFENSE**

**CAREER NOTES:** Had 21 points (5g-16a) and a +19 rating with the Wilkes-Barre/Scranton Penguins (AHL) in 2017-18... Set professional career highs in goals (5), assists (16), points (21) and plus-minus (+19)... Ranked second among Wilkes-Barre/Scranton blueliners in plus-minus... Served as an alternate captain on the AHL's Tucson Roadrunners in 2016-17... Split time between the Montreal Canadiens, Arizona Coyotes and St. John's IceCaps (AHL) in 2015-16... Tied for second on Hamilton (AHL) in plus-minus with a +9 rating in 2014-15... Also picked up two assists for Montreal in 13 games that same season... Played 22 games for Montreal and 47 for Hamilton in 2013-14... Made his NHL debut on March 16, 2013 for the Canadiens... Recorded his first career NHL point (assist) on April 25, 2013 at Winnipeg... Spent the majority of the 2012-13 season with Hamilton, posting 13 points (2g-11a) in 67 games... Served as an alternate captain for the U.S. at the 2012 World Junior Championship... Captained the OHL's London Knights in 2011-12... Helped lead London to the 2012 OHL championship and Memorial Cup final... Had 14 points (1g-13a) in 63 games with London in 2010-11... Spent two seasons with the U.S. National Team Development Program from 2008-10 and posted 37 points (11g-26a) in 124 combined games... Captained the 2010 U.S. U-18 World Junior Championship team that won gold... Originally drafted in the first round (22nd overall) of the 2010 NHL Draft by the Montreal Canadiens.

SEASON	CLUB	LEAGUE	REGULAR SEASON						PLAYOFFS				
			GP	G	A	PTS	PIM	GP	G	A	PTS	PIM	
2008-09	U.S. NTDP	U-17	16	3	1	4	12	--	--	--	--	--	
	U.S. NTDP	U-18	1	0	1	1	0	--	--	--	--	--	
	U.S. NTDP	NAHL	42	2	13	15	53	9	1	0	1	6	
2009-10	U.S. NTDP	USHL	26	4	5	9	68	--	--	--	--	--	
	U.S. NTDP	U-18	39	2	6	8	37	--	--	--	--	--	
2010-11	London	OHL	63	1	13	14	140	6	0	0	0	17	
2011-12	London	OHL	48	2	14	16	63	19	3	5	8	27	
2012-13	Hamilton	AHL	67	2	11	13	71	--	--	--	--	--	
	Montreal	NHL	8	0	2	2	2	5	0	1	1	15	
2013-14	Hamilton	AHL	47	3	6	9	70	--	--	--	--	--	
	Montreal	NHL	22	0	2	2	40	--	--	--	--	--	
2014-15	Hamilton	AHL	44	1	6	7	36	--	--	--	--	--	
	Montreal	NHL	13	0	2	2	19	--	--	--	--	--	
2015-16	Arizona	NHL	7	0	0	0	12	--	--	--	--	--	
	Montreal	NHL	3	0	0	0	5	--	--	--	--	--	
2016-17	St. John's	AHL	6	0	2	2	6	--	--	--	--	--	
	Tucson	AHL	64	1	10	11	102	--	--	--	--	--	
2017-18	Wilkes-Barre/Scranton	AHL	62	5	16	21	86	2	0	0	0	0	
<b>NHL TOTALS</b>			<b>53</b>	<b>0</b>	<b>6</b>	<b>6</b>	<b>78</b>	<b>5</b>	<b>0</b>	<b>1</b>	<b>1</b>	<b>15</b>	



# PLAYERS IN THE SYSTEM

Amateur

European Pro/Amateur

Professional



**CENTER**

**YAKOV  
TRENIN**

(YA-kawv TREH-nih)

Shot: Left • 6-2, 201 lbs

Born: Chelyabinsk, Russia (January 13, 1997)

Nashville's first choice, 55th overall (second round), in the 2015 NHL Draft

**CAREER NOTES:** Appeared in 44 games for the Milwaukee Admirals (AHL) in 2017-18, his first full professional season... Posted five goals and 11 assists for 16 points with the Admirals... Recorded three multi-point games... Missed large parts of November, December and January due to an injury... Played five games for the Admirals in 2016-17, notching one goal and two assists... Notched six game-winning goals during the 2016-17 regular season to tie for fifth on Gatineau and three shorthanded goals to tie for fourth on the club... Set a career high for assists in a single game with four against Québec on Dec. 12, 2016... Had his longest career point streak between Oct. 10 and Nov. 25, 2016 with eight assists and eight goals in 10 games for Gatineau... Ranked fourth on the 2015-16 Gatineau Olympiques in goals (26), assists (35) and points (61)... Tied for second on the Olympiques in power-play goals in 2015-16 (9)... Led the QMJHL in face-off percentage in 2015-16 (62.3 percent)... Posted 21 points (8g-13a) in his final 14 games of 2015-16, and reached the scoresheet in 34 of his final 44 regular-season games, amassing 24 goals and 32 assists in that span... Named QMJHL Second Star of the Week for the week of Feb. 8, 2016 after posting seven points (4g-3a) and a plus-8 rating in three games... Played in two games for Russia during the 2015 Canada/Russia Series, recording one assist... Joined Milwaukee (AHL) upon the completion of his junior league season, recording an assist in two 2016 Calder Cup Playoff games... Ranked third among QMJHL rookies in assists (49), fifth in points (67) and seventh in goals (18) in 2014-15, his first season in North America... Tied for fifth among first-year QMJHL players in plus/minus rating (+17) in 2014-15... Ranked second among rookies in the 2015 QMJHL Playoffs in points (3g-8a-1pts) despite playing in only two rounds (11gp). Also tied for third in assists and fifth in goals... Led Gatineau in points during the postseason, and ranked second on the team in the category during the 2014-15 regular season... Played in the 2015 CHL Top Prospects Game... Selected 32nd overall (first round), by Gatineau in the 2014 Canadian Hockey League Import Draft... Helped Belye Medvedi Chelyabinsk finish third overall in Russia's junior league during the 2013-14 season... Hails from the same hometown as Sergei Gonchar, Evgeny Kuznetsov, Sergei Makarov and Valeri Nichushkin.

**REGULAR SEASON**

**PLAYOFFS**

SEASON	CLUB	LEAGUE	REGULAR SEASON					PLAYOFFS				
			GP	G	A	PTS	PIM	GP	G	A	PTS	PIM
2013-14	Chelyabinsk-2	Russia Jr.	22	7	7	14	12	4	0	1	1	2
2014-15	Gatineau	QMJHL	58	18	49	67	34	11	3	8	11	10
2015-16	Gatineau	QMJHL	57	26	35	61	56	5	0	2	2	4
	Milwaukee	AHL	--	--	--	--	--	2	0	1	1	2
2016-17	Gatineau	QMJHL	54	30	37	67	84	7	3	7	10	24
	Milwaukee	AHL	5	1	2	3	2	1	0	0	0	0
2017-18	Milwaukee	AHL	44	5	11	16	16	--	--	--	--	--



**GOALTENDER**

**KONSTANTIN  
VOLKOV**

(KAWN-stan-tihh VOHL-kawv)

Catches: Left • 6-3, 211 lbs

Born: Murmansk, Russia (September 20, 1997)

Nashville's seventh choice, 168th overall (sixth round), in the 2016 NHL Draft


**CAREER NOTES:** Slated to play for the VHL's Sokol Krasnoyarsk in 2018-19... Helped SKA St. Petersburg's junior team reach the MHL final in 2017-18, where they fell to Loko... Backstopped his team in 25 games and posted the second-best goals-against average (1.59) and save percentage (.935) in the Russian junior league... Allowed only 37 goals on 569 shots faced... Also saw action with the VHL's SKA-Neva St. Petersburg and NMHL's SKA-Varyagi im. Morozova in 2017-18... Posted career-high save percentage (.934) and career-low GAA (1.74) while earning a career-high 4 shutouts with SKA-St. Petersburg (MHL) in 2016-17... Appeared in 17 contests for SKA-1946 St. Petersburg of the MHL in 2015-16, recording a 2.33 goals-against average and a .902 save percentage... Posted a 2.14 goals-against average and a .925 save percentage in six games for SKA-Varyagi Vsevolzhsk in 2016-17... Also appeared for both clubs in 2014-15, playing in 28 games for SKA-Varyagi Vsevolzhsk.

**REGULAR SEASON**

**PLAYOFFS**

Season	Club	League	REGULAR SEASON							PLAYOFFS							
			GP	W	L	O/T	Mins.	GA	SO	Avg.	GP	W	L	Mins.	GA	SO	Avg.
2014-15	SKA-1946 St. Petersburg	MHL	3	0	1	0	112	6	0	3.21	--	--	--	--	--	--	--
	SKA-Varyagi Vsevolzhsk	MHL B	28	13	11	0	1626	73	3	2.69	8	4	4	446	17	1	2.29
2015-16	SKA-1946 St. Petersburg	MHL	17	10	4	0	929	36	1	2.33	1	0	0	23	2	0	5.29
	SKA-Varyagi Vsevolzhsk	MHL B	6	3	3	0	337	122	1	2.14	--	--	--	--	--	--	--
2016-17	SKA-1946 St. Petersburg	MHL	36	27	8	0	2139	62	4	1.74	8	4	4	479	20	1	2.51
2017-18	SKA-1946 St. Petersburg	MHL	25	18	5	1	1393	37	8	1.59	10	6	2	598	18	2	1.8
	SKA-Varyagi im. Morozova	NMHL	1	0	0	1	64	2	0	1.85	--	--	--	--	--	--	--
	SKA-Neva St. Petersburg	VHL	2	0	0	0	12	2	0	9.77	--	--	--	--	--	--	--





**KAREL  
VEJMEĽKA**  
(KAHR-uhl vay-MEHL-kuh)

Catches: Right • 6-3, 202 lbs  
Born: Trebic, Czech Republic (May 25, 1996)  
Nashville's fifth choice, 145th overall (fifth round), in the 2015 NHL Draft

**GOALTENDER**

**CAREER NOTES:** Posted a 1.81 goals-against average, .937 save percentage and two shutouts in six games with Kometa Brno of the Czech League in 2017-18, going 3-2-1... Appeared in three Champions League games with Brno and tallied a team-best 2.25 goals-against average and .939 save percentage... Was loaned out to Dukla Jihlava of the Czech league for four games and recorded a 2.52 goals-against average and .901 save percentage... Spent much of 2017-18 with Horacka Slavvia Trebic of the Czech second league, going 7-7-0 in 14 games with two shutouts and a 2.32 goals-against average... Played 31 games during the 2016-17 season, over five times the number he played in the Czech League last season...Posted a 2.50 goals-against average and a .905 save percentage for HC Kometa Brno of the Czech League in 2016-17 ... Made his Czech League debut in 2015-16, splitting time between HC Dynamo Pardubice and HC Kometa Brno, posting a 1.42 goals-against average and a .940 save percentage in six appearances... Spent the majority of the 2015-16 season with Horacka Slavvia Trebic in the Czech second league, tying for fifth in league wins (21), and ranking eighth in goals-against average (2.62) and save percentage (.920) despite playing on a team that finished 11th out of 14... Spent the majority of the 2014-15 season with the Pardubice junior squad, ranking fourth in the Czech junior league in both goals-against average (2.54) and save percentage (.928)... Spent his first full season in the Czech junior league with Pardubice in 2013-14, ranking fourth in the league in save percentage (.930) and ninth in goals-against average (2.57)... On the Czech roster at the 2014 Under-18 World Championship, earning a silver medal... Played in a pair of games for the Czechs at the 2013 World Junior A Challenge... Split the 2012-13 campaign between the under-18 and junior league levels, ranking third in under-18 league save percentage (.926) playing for Pardubice.

Season	Club	League	REGULAR SEASON						PLAYOFFS								
			GP	W	L	O/T	Mins.	GA	SO	Avg.	GP	W	L	Mins.	GA	SO	Avg.
2010-11	Trebic U-18	Czech U-18	7	--	--	--	--	--	--	2.18	--	--	--	--	--	--	--
2011-12	Trebic U-18	Czech U-18	17	--	--	--	--	--	--	2.87	--	--	--	--	--	--	--
	Trebic Jr.	Czech-Jr.	2	--	--	--	--	--	--	2.00	--	--	--	--	--	--	--
2012-13	Trebic U-18	Czech U-18	1	--	--	--	--	--	--	0.00	--	--	--	--	--	--	--
	Trebic Jr.	Czech-Jr.	5	--	--	--	--	--	--	2.17	--	--	--	--	--	--	--
	Pardubice U-18	Czech U-18	17	7	10	0	993	43	3	2.60	1	0	1	60	4	0	4.00
2013-14	Pardubice U-18	Czech U-18	4	3	1	0	247	10	0	2.43	--	--	--	--	--	--	--
	Pardubice Jr.	Czech-Jr.	36	16	20	0	2053	88	1	2.57	--	--	--	--	--	--	--
2014-15	Pardubice Jr.	Czech-Jr.	37	21	16	0	2222	94	2	2.54	--	--	--	--	--	--	--
	Pardubice	Czech	7	4	3	0	419	20	0	2.86	6	3	3	338	17	1	3.02
	Trebic	Czech-2	3	1	2	0	176	4	0	1.36	--	--	--	--	--	--	--
2015-16	Pardubice	Czech	1	1	0	0	44	1	0	1.36	--	--	--	--	--	--	--
	Kometa Brno	Czech	5	2	3	0	163	4	1	1.47	--	--	--	--	--	--	--
	Horacka Slavvia Trebic	Czech-2	42	21	21	0	2425	106	0	2.62	--	--	--	--	--	--	--
2016-17	Kometa Brno	Czech	31	14	17	0	1729	72	3	2.50	--	--	--	--	--	--	--
	Horacka Slavvia Trebic	Czech-2	10	6	4	0	595	23	1	2.32	--	--	--	--	--	--	--
2017-18	Kometa Brno	Czech	6	3	3	0	364	11	2	1.81	--	--	--	--	--	--	--
	Dukla Jihlava	Czech	4	0	4	0	240	10	0	2.52	--	--	--	--	--	--	--
	Horacka Slavvia Trebic	Czech-2	14	7	7	0	803	31	2	2.32	--	--	--	--	--	--	--




# PLAYERS IN THE SYSTEM

Amateur

European Pro/Amateur

Professional

**GOALIE**

## TOMÁŠ VOMACKA

*(Stoh-MAHSH voh-MAHCH-ka)*

Catches: Left • 6-3, 165 lbs

Born: Trutnov, Czech Republic (May 2, 1999)

Nashville's fourth choice, 154th overall (fifth round), in the 2017 NHL Draft

**CAREER NOTES:** Committed to the University of Connecticut for the 2018-19 season... Played 44 games for the USHL's Lincoln Stars in 2017-18... Ranked tied for second in the USHL in wins with 24... Tied for fourth in the USHL in shutouts (3)... Won 10 of 11 starts from Feb. 27-March 30... Named USHL Goaltender of the Week on March 5 after stopping 55 of 58 shots in consecutive victories for Lincoln... Skated with Corpus Christi of the NAHL in 2016-17, his first season in North America... Posted a .923 save percentage... Named NAHL South Division Goaltender of the Year... Named to the All-South Division Team and NAHL All-Rookie Team... Lists former Preds goaltender Tomas Vokoun as a role model.

Season	Club	League	REGULAR SEASON						PLAYOFFS								
			GP	W	L	O/T	Mins.	GA	SO	Avg.	GP	W	L	Mins.	GA	SO	Avg.
2014-15	HC Hradec	Czech U16	28	--	--	--	--	--	--	1.29	6	--	--	--	--	--	1.78
	Kralove U16																
	HC Hradec	Czech U18	7	--	--	--	359	17	0	2.84	--	--	--	--	--	--	--
2015-16	HC Hradec	Czech U18	28	--	--	--	1592	63	4	2.37	3	--	--	190	11	0	3.47
	Kralove U18																
	HC Hradec	Czech Jr.	4	--	--	--	212	15	0	4.25	1	--	--	13	1	0	4.62
2016-17	Corpus Christi	NAHL	49	19	13	4	2344	95	1	2.43	8	5	3	544	13	2	1.43
2017-18	Lincoln	USHL	44	24	19	0	2576	120	3	2.79	3	0	3	139	9	0	3.88

**GOALIE**

## NICLAS WESTERHOLM

*(NIHK-luhs WEHST-er-holm)*

Catches: Left • 6-4, 198 lbs

Born: Helsinki, Finland (August 13, 1997)

Signed by Nashville on April 3, 2018

**CAREER NOTES:** Expected to play for SaiPa of the Finnish league in 2018-19... Made his Liiga (Finland) debut in 2017-18 for SaiPa... Appeared in four games for SaiPa, posting a 3.23 goals-against average and .898 save percentage... Spent most of last season with SaiPa's U-20 team, playing in 28 games with a .926 save percentage... Played 20 games for SaiPa U-20 in the Jr. A SM-liiga in 2016-17... Spent 2015-16 with Virginia/Mountain Iron-Buhl High School in Minnesota... Played in 28 games during his lone season in North America... Played five seasons with the Karhu-Kissat program in Finland from 2010-15... Had a 1.81 goals-against average and .928 save percentage on the Karhu-Kissat U-18 squad in 2014-15.

Season	Club	League	REGULAR SEASON						PLAYOFFS								
			GP	W	L	O/T	Mins.	GA	SO	Avg.	GP	W	L	Mins.	GA	SO	Avg.
2013-14	Karhu Kissat U-18	Finland U-18	29	--	--	--	--	--	--	3.00	--	--	--	--	--	--	--
2014-15	Karhu Kissat U-18	Finland U-18	16	--	--	--	--	--	--	1.81	--	--	--	--	--	--	--
	Karhu Kissat U-18 (B)	Finland U-18 (B)	8	--	--	--	--	--	--	--	--	--	--	--	--	--	--
2015-16	Virginia/Mountain Iron-Buhl High	USHS-MN	24	6	13	2	1135	73	0	3.28	1	0	1	51	4	0	4.00
2016-17	SaiPa U-20	Finland Jr.	20	--	--	--	--	--	--	3.29	--	--	--	--	--	--	--
2017-18	SaiPa U-20	Finland Jr.	28	--	--	--	--	--	--	2.42	--	--	--	--	--	--	--
	SaiPa	Finland	4	0	2	1	223	12	0	3.23	1	0	0	6	0	0	0.00
	Peliitat	Finland-2	3	--	--	--	161	--	--	5.00	--	--	--	--	--	--	--



## JUNE 22-23, 2018 IN DALLAS, TEXAS

ROUND	OVR	NAME	POS.	TEAM
4	111	Jachym Kondelik	C	Muskegon Lumberjacks (USHL)
5	131	Spencer Stastney	D	U.S. NTDP (U-18)
5	151	Vladislav Yeryomenko	D	Calgary Hitmen (WHL)
7	213	Milan Kloucek	G	HC Dynamo Pardubice (Czech)





# PLAYERS

## 2018 NHL DRAFT



### JACHYM KONDELIK

(yahc-come CON-duh-lick)

Shot: Left • 6-6, 227 lbs

Born: Hannover, Germany (December 21, 1999)

Nashville's first choice, 111th overall (fourth round), in the 2018 NHL Draft

#### CENTER

**CAREER NOTES:** Committed to play at the University of Connecticut in the 2018-19 season... Tallied 34 points (16g-18a) in 44 games with Muskegon last season, his second in the USHL... Ranked fourth on Muskegon in goals with 16 in 2017-18, more than doubling his production from his rookie USHL season (seven goals)... Posted a team-leading 69 points (23g-46a) with the Czech Republic's Ceske Budejovice's U-18 squad in 2015-16, his last season before jumping to the

USHL... Won the Gold Medal with the Czech Republic at the 2016 Ivan Hlinka Memorial Tournament... Recorded six points (1g-5a) in five games at the 2017 Under-18 World Championship.

**SCOUTING REPORT:** Big, powerful skating two-way center... Good hands for a big man... Has a great ability to hold off defenders using his frame... Takes pride in his own zone and can make plays in the offensive end as well.

**QUOTEBOOK:** "He's a big, two-way center, he's got good hands, he sees the ice well, he makes plays, protects the puck well, he's competitive and he's hard to play against. He's going to Connecticut and the college route is a good route for him." - Predators North American Scout David Westby

SEASON	CLUB	LEAGUE	REGULAR SEASON					PLAYOFFS				
			GP	G	A	PTS	PIM	GP	G	A	PTS	PIM
2013-14	Ceske Budejovice U-16	Czech U-16	33	4	9	13	14	--	--	--	--	--
2014-15	Ceske Budejovice U-16	Czech U-16	23	7	27	34	39	--	--	--	--	--
	Ceske Budejovice U-18	Czech U-18	5	1	1	2	2	--	--	--	--	--
2015-16	Ceske Budejovice U-18	Czech U-18	44	23	46	69	53	--	--	--	--	--
2016-17	Muskegon	USHL	43	7	8	15	6	--	--	--	--	--
2017-18	Muskegon	USHL	44	16	18	34	43	3	1	2	3	4



### SPENCER STASTNEY

(spEHn-ser stas-nEE)

Shot: Left • 5-10, 179 lbs

Born: Mequon, Wis. (January 4, 2000)

Nashville's second choice, 131st overall (fifth round), in the 2018 NHL Draft

#### DEFENSE

**CAREER NOTES:** Committed to play at the University of Notre Dame in the 2018-19 season... Played for the U.S. National Team Development Program U-18's in 2017-18, tallying 28 points (2g-26a) and a +40 rating in 57 games... Appeared in 114 total games with the USNTDP from 2016-18 and finished with 41 points (3g-38a)... Competed for the

United States at the 2018 IIHF U-18 World Championship, helping his team earn a silver medal... Also represented the U.S. at the 2018 (gold) and 2017 (bronze) U-18 Five Nations Tournaments... Product of the Chicago Mission youth program.

**SCOUTING REPORT:** Mobile skating defenseman with very good hockey sense... Helps break his team out of the defensive zone and has very good transition skills to start the offensive attack... Very sound defender despite his size because he keeps tight gaps and good positioning.

**QUOTEBOOK:** "We viewed him as a real sleeper that not a lot of people appreciated with all the big names on the U.S. NTDP squad. His best hockey is ahead of him going to Notre Dame, and he's going to keep getting bigger and stronger." - Predators North American Amateur Scout Ryan Rezmierski


SEASON	CLUB	LEAGUE	REGULAR SEASON					PLAYOFFS				
			GP	G	A	PTS	PIM	GP	G	A	PTS	PIM
2013-14	Chicago Mission	HPMBHL	20	11	22	33	6	--	--	--	--	--
	Bantam Minor AAA											
2014-15	Chicago Mission	HPBHL	17	3	8	11	0	--	--	--	--	--
	Bantam Major AAA											
2015-16	Chicago Mission U-16	HPHL U-16	23	1	4	15	6	--	--	--	--	--
	Chicago Mission 16-U	NAPHL 16-U	5	0	0	0	0	--	--	--	--	--
2016-17	U.S. NTDP	USHL	34	1	4	5	6	--	--	--	--	--
	U.S. NTDP	U-17	56	1	12	13	8	--	--	--	--	--
	U.S. NTDP	U-18	1	0	0	0	0	--	--	--	--	--
2017-18	U.S. NTDP	USHL	23	1	14	15	6	--	--	--	--	--
	U.S. NTDP	U-18	57	2	26	28	14	--	--	--	--	--

# PLAYERS

## 2018 NHL DRAFT



IN THE SYSTEM



### VLADISLAV YERYOMENKO

(vlad-ih-slavh yair-YO-menko)

Shot: Right • 6-0, 176 lbs  
Born: Mishutki, Belarus (April 24, 1999)  
Nashville's third choice, 151st overall (fifth round), in the 2018 NHL Draft

#### DEFENSE

**CAREER NOTES:** Led all Calgary Hitmen (WHL) defensemen in points with 41 (13g-28a) in 2017-18... Posted a 16-point improvement from his rookie WHL campaign in 2016-17, when he had 25 points (6g-19a)... Represented Belarus at the 2018 World Junior Championship and had a goal and three assists in six games... Helped Belarus earn promotion to the World Juniors in 2017 after recording three points (1g-2a) in five games at the tournament's Division I competition... Served as an alternate captain on Belarus' 2017 U-18 World Championship squad, where he had two goals and two assists in seven games.

**SCOUTING REPORT:** Smooth skating two-way defenseman... Automatic breakout of the defensive zone... Handles the puck well... Distributes well on the power play... Very composed and reads plays very well... Defends well with body and stick positioning.

**QUOTEBOOK:** "He's not electric, but he's just a sturdy guy. When he came back from the World Juniors, he was a different player. He was so much more confident. I think he fits what we always want - character, strength, everything we always want in a defenseman, he's there." - Predators North American Amateur Scout Glen Sanders

SEASON	CLUB	LEAGUE	REGULAR SEASON					PLAYOFFS				
			GP	G	A	PTS	PIM	GP	G	A	PTS	PIM
2015-16	Dinamo-Raubichi	Belarus-2	35	6	17	23	30	14	3	3	6	4
	Dinamo-Raubichi	MHL	1	0	0	0	0	--	--	--	--	--
2016-17	Calgary	WHL	62	6	19	25	28	4	0	1	1	0
2017-18	Calgary	WHL	63	13	28	41	30	--	--	--	--	--



### MILAN KLOUCEK

(ME-lahn KLOO-heck)

Catches: Left • 6-3, 196 lbs  
Born: Pardubice, Czech Republic (April 30, 1998)  
Nashville's fourth choice, 213th overall (seventh round), in the 2018 NHL Draft

#### GOALTENDER

**CAREER NOTES:** Appeared in 10 games with the Czech Extraliga's Dynamo Pardubice in 2017-18, recording a 2.25 goals-against average and .925 save percentage... Also played in contests with the Czech second league's Stadion Litomeric and Rytiri Kladno, the latter of which he had a 1.51 goals-against average in two starts... Made his professional debut with Dynamo Pardubice in 2016-17, going on to play in six games... Spent the majority of the last two seasons with the Pardubice U-20 squad, appearing in a combined 41 games in the Czech junior league... Posted the Czech junior league's seventh-best save percentage (.919) in 2016-17... Has spent each of the last seven seasons with the Pardubice hockey program.

**SCOUTING REPORT:** Very calm, smooth goaltender... Reads plays and tracks pucks very well... Good rebound control... Makes big saves when needed... Solid under pressure.

**QUOTEBOOK:** "He's a very flexible and mobile goalie, something we like. He's going to have a good chance to play in the Czech Extraliga next season. He has good eye coordination and sees the ice very well, so we're pleased with him." - Predators European Scout Martin Bakula

Season	Club	League	REGULAR SEASON							PLAYOFFS							
			GP	W	L	O/T	Mins.	GA	SO	Avg.	GP	W	L	Mins.	GA	SO	Avg.
2012-13	Pardubice U-16	Czech U-16	19	7	12	0	893	50	0	3.36	--	--	--	--	--	--	--
2013-14	Pardubice U-16	Czech U-16	29	14	15	0	1524	68	0	2.68	--	--	--	--	--	--	--
	Pardubice U-18	Czech U-18	2	0	2	0	87	7	0	4.83	--	--	--	--	--	--	--
2014-15	Pardubice U-18	Czech U-18	18	11	7	0	971	43	1	2.68	3	0	3	105	8	0	4.57
	Pardubice U-20	Czech-Jr.	3	0	3	0	175	8	0	2.74	--	--	--	--	--	--	--
2015-16	Pardubice U-18	Czech U-18	30	17	13	0	1659	71	3	2.57	6	4	2	358	18	1	3.02
	Pardubice U-20	Czech-Jr.	12	7	5	0	724	37	0	3.07	--	--	--	--	--	--	--
2016-17	Pardubice U-20	Czech-Jr.	34	19	15	0	2058	83	2	2.42	--	--	--	--	--	--	--
	Dynamo Pardubice	Czech	6	1	5	0	174	13	0	4.46	--	--	--	--	--	--	--
2017-18	SC Kolin	Czech-3	1	0	1	0	60	2	0	2.00	--	--	--	--	--	--	--
	Pardubice U-20	Czech-Jr.	7	3	4	0	429	20	0	2.80	--	--	--	--	--	--	--
	Dynamo Pardubice	Czech	10	6	4	0	614	23	2	2.25	2	0	2	45	4	0	5.33
	Stadion Litomeric	Czech-2	10	4	6	0	550	27	0	2.95	--	--	--	--	--	--	--
Rytiri Kladno	Czech-2	2	1	1	0	119	3	0	1.51	--	--	--	--	--	--	--	

Amateur


European Pro/Amateur

Professional

# 2017-18







### RECORD-SETTING REGULAR SEASON

- The Nashville Predators claimed their first-ever Presidents' Trophy, the No. 1 seed in the Western Conference and the Central Division title after finishing the 2017-18 regular season with 117 points and a 53-18-11 record.
- Nashville set a franchise record for wins (53) and points (117), besting the 2006-07 team's previous marks of 51 and 110, respectively.
- The Predators, who had previously never finished higher than third in the West (104 points, 2014-15), held on to the division lead for the final 48 days of the regular season after reclaiming it on Feb. 19 with a win over Ottawa.

### PREDS DOMINATE THE CENTRAL

- Nashville went 18-5-3 against Central Division foes in 2017-18. The Preds' 18 division wins were the most they've had since they also recorded 18 in 2007-08 (18-9-5).
- The team posted a franchise-best .750 winning percentage over Central Division opponents.
- Nashville's all-time best record against divisional opponents came in the 2006-07 season when it went 21-8-3 vs. the Central.
- The Preds posted a winning record against five of their six divisional opponents this season, including a series sweep of Colorado and St. Louis (4-0-0).

### #PEKKA4VEZINA

- Pekka Rinne claimed his first career Vezina Trophy as the NHL's best goaltender for the 2017-18 season. With the nod, which came in his fourth nomination for the trophy (2011, 2012, 2015, 2018), Rinne became the first

player in Predators history to win a performance-based NHL award.

- Out of goaltenders who played at least 50 games, Pekka Rinne finished first in save percentage (.927), even-strength save percentage (.938) and goals-against average (2.31) and third in wins (42).
- Rinne finished tied for first in the NHL in shutouts with eight, a career high. He bested his previous-high mark of seven, which he hit in 2008-09 and 2009-10.
- Rinne closed out the regular season with a 23-5-1 record in his final 29 appearances. From Jan. 6 to the conclusion of the 2017-18 regular season, he posted a 2.17 goals-against average and a .930 save percentage to go along with five shutouts. The Predators earned 47 of 58 possible points in Rinne's final 29 starts of 2017-18.
- He recorded a personal 11-game win streak from Feb. 19-March 19, matching the longest of his NHL career (also: Jan. 7-Feb 4, 2012).
- The Finnish goaltender represented the Predators at the 2018 NHL All-Star Game and stopped every shot he faced in one period of action for the Central Division.

### BANNER YEAR FOR PEKKA

- Rinne won his 300th career NHL game on Feb. 22 vs. San Jose, becoming the 34th goaltender in NHL history to accomplish the feat.
- He earned his 50th career shutout on March 6 vs. Dallas, making him the 28th goaltender in NHL history to hit that mark.
- Rinne became one of just 18 goalies in NHL history to own 300 victories and 50 shutouts.
- He passed Miikka Kiprusoff for most shutouts by a



## TEAM NOTES

Finnish-born goaltender with his 45th on Nov. 24 in St. Louis.

- Rinne (42-13-4) reached the 40-win mark for the third time in his career, becoming the seventh goaltender in NHL history to achieve the feat (per NHL PR). He previously earned 40 wins in 2011-12 (43) and 2014-15 (41).
- He finished the season with the second-best save percentage of his career (high: .930 in 2010-11) and best goals-against average since 2014-15 (2.18).

**HOT STREAKS**

- The Preds rattled off a franchise-record 15-game point streak (14-0-1) from Feb. 19-March 19, topping the previous high of 14, which was set in 2015-16.
- Nashville put together a franchise-best 10-game win streak from Feb. 19-March 8.
- In addition to breaking the team record for road victories in a season (25), the Preds also set new high marks for longest road point streak at 15 games (12-0-3) from Jan. 4-March 19 and longest road win streak at eight games from Feb. 27-March 19.
- The Preds set the franchise record for most consecutive home games with a power-play goal at 13 (Oct. 10-Dec. 2).

**BLUELINE POWER**

- The Preds tied and set the franchise record for goals and points by defensemen with 55 and 206, respectively. Both marks also led the NHL.
- Captain Roman Josi finished tied for first in power-play goals (7), fourth in shots (249), tied for eighth in plus-minus (+24), tied for 10th in goals (14), 14th in points (53) and tied for 17th in assists among NHL defensemen. Josi's plus-minus rating and power-play goal totals set career highs, and he tied the franchise record for assists and points in a game with five helpers on Feb. 27 at Winnipeg. He averaged a point per game over his last 21 contests, posting 21 points (5g-16a) since Feb. 19.
- P.K. Subban set a career high in goals with 16 and was one point (59) shy of matching his best mark of 60, which he set in 2014-15. He led Nashville defensemen in assists with 43 and was the only Preds player to appear in all 82 games this season. Among NHL defensemen, Subban tied for fourth in goals (16), tied for eighth in points (59) and tied for 13th in assists (43). From Dec. 13-Feb. 22 he produced 30 points (11g-19a) in 31 games, highlighted by eight multi-point efforts.
- Since making his season debut on Jan. 2, Ryan Ellis posted the 11th-most points by an NHL defenseman with 32 (9g-23a). Ellis, who missed the first 38 games of the season (knee), set a career high in assists with 23 and tied for fifth among NHL blueliners in plus-minus at +26. He also posted seven goals and 18 assists when the Preds were trailing or the game was tied and recorded two

game-winning goals.

- Mattias Ekholm set a career high in goals (10), plus-minus (+25), power-play goals (5) and shots (135). He scored in four straight games from Nov. 14-20, a Preds record for a defenseman, and played more shorthanded minutes than any other Nashville skater (233:48). Ekholm also posted the second-most blocked shots by a Preds defenseman with 117.

**BALANCED SCORING**

- Despite not having a player in the Top 50 in NHL scoring, the Predators tied for seventh in the NHL in goals per game (3.18) and goals (261).
- The Predators had 14 players with 20 points, 11 with 30 points, eight with 40 points and six with 50 points. Only two other teams (Toronto, Tampa Bay) had at least six players with 50-or-more points.
- The Predators had 13 players score at least 10 goals with the team, a franchise record and more than any team in the NHL.



**WINNINGEST GM OF ALL-TIME**

- Predators President of Hockey Operations/General Manager David Poile became the winningest GM in NHL history following Nashville's 4-2 victory over Edmonton on March 1.
- Poile won his 1,320th game as a general manager, passing Glen Sather's mark of 1,319.
- At the conclusion of his 21st season as GM of the Predators, Poile moved his Nashville record to 739-578-(60)-147.

**FANTASTIC FIL**

- Filip Forsberg led the Predators in points for the third time in the last four seasons after recording 26 goals and 38 assists for 64 points, matching his career high.
- Forsberg, who missed 15 games due to injury or suspension, posted the best points-per-game mark of his career at .96 and tallied a career-high 38 assists.
- He tied for 10th in the NHL in power-play goals with 13 - also a career high - and led all Predators players in plus-minus with a +27 rating.
- The Swedish forward tallied 25 points (9g-16a) in his final 25 games of the season, including nine (5g-4a) in his final five games. He notched his fifth career hat trick on April 7 vs. Columbus, setting the record for most in Preds history.
- Forsberg had a 16-game home point streak (11g-11a-22pts) to start the season, the longest such streak by any NHLer since Patrick Kane at the start of 2015-16.
- He matched his career-best point streak with a seven-game stretch from Nov. 11-24 (3g-7a-10pts).

**ARVI HUSTLE**

- Viktor Arvidsson led the Predators in goals for the second consecutive season, lighting the lamp 29 times after doing so 31 times in 2016-17.
- The Swedish forward set a career high in assists (32) and matched his career high in points with 61.
- He produced more than a point per game in his final 23 contests of 2017-18, recording 24 points (11g-13a) from Feb. 19 to the end of the regular season.
- He tallied six game-winning goals, tied for first on the Preds, and scored the game-winner in back-to-back games on Nov. 3 at Anaheim and Nov. 4 at Los Angeles, the latter in overtime.

**WHAT A PAIR**

- Forsberg and Arvidsson both recorded a team-high 18 multi-point games.
- They became the first pair of Swedish teammates to reach 60 points since Vancouver's Henrik and Daniel

Sedin did so in 2014-15.

- They made up two-thirds of Nashville's top line (along with Ryan Johansen), which outscored their opponents 33-15 at five-on-five. The "JOFA" line had the 13th-best shots per percentage at five-on-five of any line in the NHL at 55.87 percent, and they combined to score the seventh-most even-strength goals in the NHL (33).

**TURRIS LINE SETS THE TONE**

- The Predators acquired center Kyle Turris on Nov. 5 and he made an immediate impact, tallying 19 points (5g-14a) in his first 27 games with Nashville, including a seven-game point streak from Dec. 4-19 (2g-10a) that matched his career high.
- The line featuring him, Craig Smith and Kevin Fiala posted the eighth-best shot attempts for percentage of any line that played at least 200 minutes together in the NHL this season. The trio controlled 58.33 percent of five-on-five shot attempts when on the ice and outscored their opponents 33-14 at even strength.



- Turris had 42 points (13g-29a) in 65 games with the Preds; Smith set a career high in goals (25) and power-play goals (9); and, in his second full NHL season, Fiala posted career highs in goals (23), assists (25), points (48) and plus-minus (20).

**BLANKING THE OPPOSITION**

- The Predators led the NHL in shutouts for the first time in franchise history, blanking the opposition 11 times in 2017-18. Pekka Rinne led the way with eight; Juuse Saros recorded three.
- Nashville goaltenders posted the League's best save

percentage (.923) and second-best goals-against average (2.49). The Preds allowed 204 goals - the second-fewest in the NHL behind Los Angeles (202).

- The Preds set the second-longest shutout streak in franchise history at 166:54, which came over a four-game span from Dec. 13-19. The streak started at the 5:01 mark of the second period on Dec. 13 at Vancouver and ended 11:55 into the first period on Dec. 19 vs. Winnipeg.

### SPECTACULAR SAROS

- Rookie goaltender Juuse Saros, who appeared in 26 games, finished with the third-highest single-season save percentage in team history at .925.
- After starting the season 0-3-0, the 22-year-old rebounded to finish 2017-18 with an 11-5-7 record and 2.44 goals against average. Since Nov. 4, he led NHL goaltenders in save percentage (.935) and was fourth in goals-against average (2.19).
- He set the Preds record for most saves in a shutout with 46 on Dec. 14 at Edmonton and became the first goalie in team history to tally multiple 40-plus save shutouts in the same season.
- Saros started the second half of all 11 back-to-backs in 2017-18 and went 8-1-2.

### SHORTHANDED SUCCESS

- Nashville finished tied for third in the NHL in shorthanded goals with 10.
- Since the 2016-17 season, Viktor Arvidsson leads the NHL in shorthanded goals with eight and moved into a tie for third on the franchise's all-time list (eight).
- Austin Watson closed out the 2017-18 regular season with four shorthanded markers, tied for the second-most in the NHL.
- The Predators broke the team record for fastest two shorthanded goals on March 13 vs. Winnipeg, scoring twice in a span of 34 seconds vs. the Jets (previous record: 2:40). It was the first time in team history the Preds scored two times while killing off the same minor penalty. Nashville scored multiple shorthanded goals in a game for the fifth time in team history.

### FISH RETURNS

- Center Mike Fisher announced he was ending his retirement and returning to the Predators at a press conference on Jan. 31. He formally signed a one-year contract on Feb. 26.
- He scored in his first game back on March 2 at Vancouver and went 11-for-13 in the face-off circle.
- Fisher, who played in his 1,100th career NHL game on March 31 vs. Buffalo, had four points (2g-2a) in 16 games

with Nashville and led the team in faceoffs at 58.2 percent.

### PREDS ADD HARTMAN AT THE DEADLINE

- Nashville acquired forward Ryan Hartman from Chicago on Feb. 26 in exchange for a first-round and fourth-round pick in the 2018 NHL Draft and forward Victor Ejdsell.
- The 23-year-old tallied six points (3g-3a) in 21 games with Nashville and scored the game-winning goal in his Predators debut on Feb. 27 at Winnipeg.
- A physical presence, Hartman chipped in with 19 hits, 13 blocked shots and eight penalties drawn.

### TOLVANEN MAKES HIS NHL DEBUT

- Eeli Tolvanen, Nashville's first-round pick (30th overall) in the 2017 NHL Draft, made his NHL debut on March 31 vs. Buffalo after signing a three-year, entry-level contract two days prior.
- He tallied three shots and averaged 12:07 of ice time in three games from March 31-April 3.
- The 18-year-old posted the most productive season by a teenager in KHL history, tallying 36 points in 49 games with Jokerit. He had 19 goals and 17 assists - both KHL records for an 18-year-old - and earned a nod to the league's All-Star Game on Jan. 14.
- He also competed at the 2018 Winter Olympics for Finland and had nine points (3g-6a) in five games, tied for second-most in the tournament.

### PREDS AT THE ALL-STAR GAME

- Peter Laviolette (head coach), P.K. Subban (captain) and Pekka Rinne represented the Predators at the 2018 NHL All-Star Weekend in Tampa, Fla., from Jan. 27-28. Subban scored and Rinne pitched a shutout in the game's first period as the Central Division fell to the Pacific, 5-2.
- Rinne got the start and made four stops for the Central Division, becoming the only goalie in this year's All-Star Game to record a shutout. He also finished second in the "Save Streak" competition, stopping 13 Metropolitan Division shootout attempts in a row.
- Subban tied the game at two with under three minutes remaining with his only shot on goal. He also recorded the skills competition's third-hardest shot, registering a speed of 98.7 miles per hour with his second attempt.



## FINAL SCORING

POS.	NO.	PLAYER	GP	TOI/G	SFT/G	G	A	P	+/-	PIM	PP	SH	GW	S	%	F/O W-L	F/O%	H	BS
LW	9	Filip Forsberg	67	17:28	23.9	26	38	64	27	38	13	3	6	179	14.5	4-9	44.4	86	37
RW	33	Viktor Arvidsson	78	17:45	24.1	29	32	61	20	36	3	3	6	247	11.7	11-33	33.3	30	52
D	76	P.K. Subban	82	24:07	28.3	16	43	59	18	82	5	0	2	207	7.7	1-3	33.3	111	90
C	92	Ryan Johansen	79	18:33	24.4	15	39	54	13	78	1	0	3	129	11.6	810-1461	55.4	87	35
D	59	Roman Josi	75	24:28	28.7	14	39	53	24	24	7	0	3	253	5.5	0-0	0.0	80	120
RW	15	Craig Smith	79	15:23	20.5	25	26	51	20	24	9	0	2	229	10.9	40-94	42.6	60	35
LW	22	Kevin Fiala	80	15:09	20.1	23	25	48	20	26	4	0	4	187	12.3	0-5	0.0	34	27
C	8	Kyle Turris	76	16:37	21.6	16	35	51	19	26	7	0	0	145	11	449-872	51.5	21	35
		NSH	65	16:06	21.2	13	29	42	22	24	5	0	0	119	10.9	358-723	49.5	19	29
		OTT	11	19:42	24.1	3	6	9	-3	2	2	0	0	26	11.5	91-149	61.1	2	6
C	19	Calle Jarnkrok	68	15:53	23.2	16	19	35	20	12	1	2	3	105	15.2	266-519	51.3	36	31
D	14	Mattias Ekholm	81	23:25	28.5	10	24	34	25	46	5	1	1	135	7.4	0-1	0.0	75	117
D	4	Ryan Ellis	44	23:21	27.9	9	23	32	26	6	2	0	2	110	8.2	0-0	0.0	27	84
C	10	Colton Sissons	81	16:06	22.6	9	18	27	2	42	1	0	4	120	7.5	517-935	55.3	136	49
C	13	Nick Bonino	71	15:38	23.6	12	13	25	4	20	0	0	0	83	14.5	527-970	54.3	18	72
LW	17	Scott Hartnell	62	12:01	17.7	13	11	24	-3	82	2	0	2	82	15.9	3-15	20.0	82	25
RW	51	Austin Watson	76	12:20	18.1	14	5	19	2	123	0	0	3	96	14.6	27-43	62.8	78	27
D	25	Alexei Emelin	76	16:53	22.7	1	8	9	9	40	0	0	0	59	1.7	1-1	100.0	181	109
RW	46	Pontus Aberg	37	11:06	16.3	2	6	8	8	8	0	0	2	39	5.1	4-10	40.0	16	7
D	52	Matt Irwin	50	13:36	18.8	2	6	8	2	8	0	0	0	62	3.2	0-0	0.0	78	54
RW	20	Mikka Salomaki	58	10:17	14.9	2	6	8	-8	34	0	0	0	51	3.9	5-12	41.7	114	35
RW	38	Ryan Hartman	78	13:04	17.6	11	20	31	1	72	1	0	2	129	8.5	93-213	45.8	38	20
		NSH	21	13:46	20.0	3	3	6	-4	14	0	0	2	33	9.1	3-8	37.5	19	13
		CHI	57	12:48	16.7	8	17	25	5	58	1	0	0	96	8.3	90-205	46.2	113	38
D	7	Yannick Weber	47	12:03	17.3	2	3	5	2	16	0	0	0	40	5.0	0-0	0.0	47	35
C	12	Mike Fisher	16	12:21	18.8	2	2	4	0	8	0	0	1	14	14.3	107-184	58.2	25	14
D	2	Anthony Bitetto	32	13:26	18.6	1	2	3	-1	27	0	0	1	25	4.0	0-0	0.0	40	31
D	49	* Samuel Girard	5	16:55	22.8	1	2	3	-3	2	0	0	0	8	12.5	0-0	0.0	3	6
C	89	Frederick Gaudreau	20	9:10	13.7	0	3	3	0	2	0	0	0	14	0.0	69-139	49.6	9	13
G	74	* Juse Saros	26	9:23	0.0	0	3	3	0	0	0	0	0	0	0.0	0-0	0-0	0	0
LW	55	Cody McLeod	23	6:49	10.5	1	1	2	0	72	0	0	0	11	9.1	0-0	0.0	55	10
G	35	Pekka Rinne	59	10:54	0.0	0	1	1	0	6	0	0	0	0	0.0	0-0	0-0	0	0
RW	11	* Eeli Tolvanen	3	12:07	19.0	0	0	0	0	0	0	0	0	3	0.0	0-0	0.0	2	1

\* - denotes rookie

NO.	GOALTENDER	GP	TOI	GAA	W	L	OT	SO	GA	SA	SV%	G	A	PIM
35	Pekka Rinne	61	3,567:47	2.42	31	19	9	3	144	1757	0.918	0	0	4
74	* Juse Saros	21	1,999:55	2.35	10	8	3	1	47	614	0.923	0	1	0
	Empty-Net Goals								15	15				
	<b>NASHVILLE PREDATORS TOTALS</b>	<b>82</b>	<b>4,972</b>	<b>2.35</b>	<b>53</b>	<b>18</b>	<b>11</b>	<b>11</b>	<b>204</b>	<b>2650</b>	<b>.926</b>	<b>0</b>	<b>4</b>	<b>6</b>

## SCORING BREAKDOWN

POS	NO.	PLAYER	HOME			ROAD			EVEN STRENGTH			POWER PLAY			SHORTHANDED			TOTAL		
			G	A	PTS	G	A	PTS	G	A	PTS	G	A	PTS	G	A	PTS	G	A	PTS
D	2	Anthony Bitetto	1	2	3	0	0	0	1	2	3	0	0	0	0	0	0	1	2	3
D	4	Ryan Ellis	4	11	15	5	12	17	7	17	24	2	3	5	0	3	3	9	23	32
D	7	Yannick Weber	2	0	2	0	3	3	2	3	5	0	0	0	0	0	0	2	3	5
C	8	Kyle Turris	4	15	19	9	14	23	8	17	25	5	12	17	0	0	0	13	29	42
LW	9	Filip Forsberg	15	22	37	9	15	34	13	28	41	13	8	21	0	1	1	26	38	64
C	10	Colton Sissons	5	12	17	4	6	10	8	9	17	1	6	7	0	3	3	9	18	27
RW	11	Eeli Tolvanen	0	0	0	0	0	0	0	0	0	0	0	0	0	0	0	0	0	0
C	12	Mike Fisher	0	2	2	2	0	2	2	2	4	0	0	0	0	0	0	2	2	4
C	13	Nick Bonino	10	7	17	0	6	6	12	13	25	0	0	0	0	0	0	12	13	25
D	14	Mattias Ekholm	5	9	14	5	15	20	4	16	20	5	8	13	1	0	1	10	24	34
RW	15	Craig Smith	14	17	31	11	9	20	16	21	37	9	5	14	0	0	0	25	26	51
LW	17	Scott Hartnell	7	4	11	6	7	13	11	8	19	2	3	5	0	0	0	13	11	24
C	19	Calle Jarnkrok	7	8	15	9	10	19	13	15	28	1	3	4	2	0	2	16	19	35
RW	20	Mikka Salomaki	1	2	3	1	3	4	2	5	7	0	0	0	0	0	0	2	6	8
LW	22	Kevin Fiala	14	15	29	9	10	19	19	16	35	4	9	13	0	0	0	23	25	48
D	25	Alexei Emelin	0	4	4	1	4	5	1	8	9	0	0	0	0	0	0	1	8	9
C	32	Frederick Gaudreau	0	0	0	0	3	3	0	3	3	0	0	0	0	0	0	0	3	3
RW	33	Viktor Arvidsson	15	13	28	12	18	30	23	26	49	3	5	8	3	0	3	29	32	61
G	35	Pekka Rinne	0	0	0	0	1	0	0	0	0	0	0	0	0	0	0	0	1	1
LW	38	Ryan Hartman	1	1	2	2	2	4	3	3	6	0	0	0	0	0	0	3	3	6
RW	46	Pontus Aberg	0	4	4	2	2	4	2	6	8	0	0	0	0	0	0	2	6	8
D	49	Samuel Girard	1	2	3	0	0	0	1	1	2	0	1	1	0	0	0	1	2	3
RW	51	Austin Watson	9	3	12	4	1	5	10	3	14	0	0	0	4	1	5	14	5	19
D	52	Matt Irwin	0	5	5	2	1	3	2	6	8	0	0	0	0	0	0	2	6	8
D	59	Roman Josi	5	22	27	9	17	26	7	25	32	7	13	20	0	1	1	14	39	53
G	74	Juuse Saros	0	1	1	0	2	2	0	1	1	0	2	2	0	0	0	0	3	3
D	76	P.K. Subban	7	21	28	7	21	28	11	21	32	5	20	25	0	1	1	16	43	59
C	92	Ryan Johansen	5	23	28	10	15	25	14	22	35	1	14	15	0	2	2	15	39	54

## GAME-BY-GAME SUMMARY

#	DATE	TEAM	W/L/O	RECORD	GF - GA	SCORERS	GWG	PP	PK	SF - SA	W - L GLDTR	ATTEND.
1	10/05/2017	@ BOS	L	00-01-00	3-4	33,17p,9p	63	2-7	4-5	29-32	40 / 35	17565+
2	10/07/2017	@ PIT	L	00-02-00	0-4		71	0-5	5-5	26-34	30 / 74	18645+
3	10/10/2017	PHI	W	01-02-00	6-5	15p,17,13,9,17p,9p	9	3-4	3-5	31-30	35 / 37	17194+
4	10/12/2017	DAL	W	02-02-00	4-1	94,9p,33,76	9	1-3	0-1	31-31	35 / 30	17113+
5	10/14/2017	@ CHI	O*	02-02-01	1-2	9p	20	1-4	6-6	38-35	50 / 35	21564+
6	10/17/2017	COL	W	03-02-01	4-1	33,59p,10,51	59	1-5	5-6	34-21	35 / 1	17113+
7	10/19/2017	@ PHI	W	04-02-01	1-0	10	10	0-2	5-5	24-28	35 / 30	19396
8	10/21/2017	@ NYR	L	04-03-01	2-4	14,9	13	0-5	4-5	25-15	30 / 74	17181
9	10/24/2017	CGY	O**	04-03-02	2-3	9p,59p	19	2-3	4-4	30-32	41 / 35	17113+
10	10/27/2017	@ CHI	W	05-03-02	2-1	19,15p	15	1-6	6-6	30-44	35 / 50	21524+
11	10/28/2017	NYI	L	05-04-02	2-6	9,15p	7	1-4	2-5	30-23	41 / 74	17113+
12	11/01/2017	@ SJS	L	05-05-02	1-4	59	8	0-4	7-8	20-23	31 / 35	16543
13	11/03/2017	@ ANA	W	06-05-02	5-3	17,59,52,33p,76	33	1-4	3-4	30-38	35 / 36	16523
14	11/04/2017	@ LAK	W*	07-05-02	4-3	20,76,15,33	33	0-2	3-4	31-39	74 / 35	18230+
15	11/07/2017	@ CBJ	W	08-05-02	3-1	52,19,33	19	0-4	4-4	29-36	35 / 70	14996
16	11/11/2017	PIT	W**	09-05-02	5-4	8,76p,15p,19	9	2-6	4-4	28-30	35 / 35	17397+
17	11/14/2017	WSH	W	10-05-02	6-3	15,13,9,22,20,14p	22	1-5	2-3	31-29	35 / 70	17113+
18	11/16/2017	@ MIN	L	10-06-02	4-6	92,59,14s,33	16	0-3	3-5	30-36	40 / 35	18888+
19	11/18/2017	COL	W	11-06-02	5-2	15p,10,2,14p,33	2	2-4	7-7	24-31	35 / 1	17113+
20	11/20/2017	WPG	W	12-06-02	5-3	22,92,8p,14p,13	14	2-3	1-2	29-35	35 / 37	17113+
21	11/22/2017	MTL	W**	13-06-02	3-2	9p,9p	8	2-4	4-4	33-29	35 / 37	17113+
22	11/24/2017	@ STL	W	14-06-02	2-0	92,51	92	0-0	3-3	28-34	35 / 40	19033
23	11/26/2017	@ CAR	O**	14-06-03	3-4	33,14p,15	20	1-2	3-4	35-36	33 / 74	11133
24	11/28/2017	CHI	W	15-06-03	3-2	9,51,59p	59	1-4	3-3	31-39	35 / 31	17187+
25	11/30/2017	VAN	L	15-07-03	3-5	15,9p,13	6	1-4	3-4	32-32	31 / 35	17113+
26	12/02/2017	ANA	W**	16-07-03	3-2	22p,19p	22	2-4	1-2	35-35	35 / 30	17113+
27	12/04/2017	BOS	W	17-07-03	5-3	15,15,13,22,9	22	0-2	2-3	25-40	35 / 35	17113+
28	12/05/2017	@ DAL	W	18-07-03	5-2	22p,55,46,8p,19s	46	2-3	2-2	32-45	74 / 30	18023
29	12/08/2017	VGK	O**	18-07-04	3-4	19,33,13	19	0-4	3-4	44-39	30 / 35	17125+
30	12/13/2017	@ VAN	W	19-07-04	7-1	76,33s,76,9p,15,22,19	33	1-4	3-4	48-26	35 / 31	16806
31	12/14/2017	@ EDM	W	20-07-04	4-0	46,22p,8,59p	46	2-3	3-3	23-46	74 / 1	18347
32	12/16/2017	@ CGY	W	21-07-04	2-0	92,22	92	0-3	5-5	28-32	35 / 41	18618
33	12/19/2017	WPG	L	21-08-04	4-6	19,22,76p,7	13	1-3	4-5	34-36	37 / 35	17432+
34	12/21/2017	CAR	L	21-09-04	1-4	22	28	0-4	4-6	29-32	30 / 35	17492+
35	12/23/2017	@ DAL	O**	21-09-05	3-4	25,19s,92p	47	1-4	3-4	32-28	30 / 74	18532+
36	12/27/2017	@ STL	W	22-09-05	2-1	15,19	19	0-5	2-2	26-30	35 / 34	19097
37	12/29/2017	@ MIN	L	22-10-05	2-4	76,8p	24	1-3	4-5	43-38	40 / 35	19147+
38	12/30/2017	MIN	W	23-10-05	3-0	17,76p,33	17	1-5	3-3	29-29	74 / 32	17459+
39	01/02/2018	@ VGK	L	23-11-05	0-3		19	0-2	0-1	29-31	29 / 35	18171+
40	01/04/2018	@ ARI	O*	23-11-06	2-3	4,15	36	0-2	1-2	39-25	32 / 74	13190
41	01/06/2018	@ LAK	W	24-11-06	4-3	59p,17,51,51	51	1-5	3-4	20-29	35 / 32	18230+

GAME-BY-GAME SUMMARY

#	DATE	TEAM	W/L/O	RECORD	GF - GA	SCORERS	GWG	PP	PK	SF - SA	W - L GLTR	ATTEND.
42	01/09/2018	EDM	W	25-11-06	2-1	15p,33	33	1-3	1-1	24-26	35 / 33	17188+
43	01/16/2018	VGK	W	26-11-06	1-0	22	22	0-2	4-4	27-43	74 / 29	17150+
44	01/18/2018	ARI	W**	27-11-06	3-2	17,4	15	0-3	2-2	39-29	35 / 32	17138+
45	01/20/2018	FLA	W	28-11-06	4-3	22,13,22,76	76	0-1	0-1	29-40	35 / 29	17441+
46	01/23/2018	TBL	O*	28-11-07	3-4	4p,33,76p	37	2-3	2-2	33-31	70 / 74	17332+
47	01/25/2018	@ NJD	W	29-11-07	3-0	76,14,33s	76	0-2	2-2	27-27	35 / 55	14039
48	01/30/2018	CHI	L	29-12-07	1-2	8	48	0-1	2-2	43-31	31 / 74	17172+
49	02/01/2018	LAK	W	30-12-07	5-0	15p,9p,19,10,33	15	2-3	2-2	36-19	35 / 32	17384+
50	02/03/2018	NYR	W	31-12-07	5-2	76,22,10,33,22p	10	1-5	1-3	28-22	35 / 30	17543+
51	02/05/2018	@ NYI	W*	32-12-07	5-4	22,22,19,92,59	59	0-3	3-4	47-28	35 / 41	10217
52	02/07/2018	@ TOR	O**	32-12-08	2-3	10,33	25	0-2	2-2	46-32	31 / 35	18878+
53	02/08/2018	@ OTT	O*	32-12-09	3-4	76,19,76	68	0-2	2-2	38-36	41 / 74	14632
54	02/10/2018	@ MTL	W**	33-12-09	3-2	17,22	4	0-3	3-3	32-49	35 / 31	21302+
55	02/13/2018	STL	W*	34-12-09	4-3	19,51s,51,9	9	0-3	2-3	33-31	35 / 40	17221+
56	02/15/2018	CGY	L	34-13-09	3-4	92,7,13	20	0-5	1-3	32-31	33 / 35	17326+
57	02/17/2018	DET	L	34-14-09	1-3	15p	14	1-5	2-2	32-34	34 / 74	17561+
58	02/19/2018	OTT	W	35-14-09	5-2	59p,33,4p,33,15	4	2-5	2-3	41-38	35 / 41	17177+
59	02/20/2018	@ DET	W	36-14-09	3-2	17,8,33	33	0-1	3-3	29-36	74 / 35	19515+
60	02/22/2018	SJS	W	37-14-09	7-1	13,17,22,33p,92,14,19	17	1-2	5-5	46-34	35 / 30	17354+
61	02/25/2018	STL	W	38-14-09	4-0	10p,22,17,51s	10	1-2	5-5	39-27	35 / 34	17523+
62	02/27/2018	@ WPG	W	39-14-09	6-5	15,8,14p,15,92,38	38	1-2	1-2	32-39	35 / 37	15321+
63	03/01/2018	@ EDM	W	40-14-09	4-2	17,33,33,51	33	0-3	0-1	42-36	35 / 33	18347
64	03/02/2018	@ VAN	W*	41-14-09	4-3	12,22,4,19	19	0-2	3-5	43-27	74 / 25	18470
65	03/04/2018	@ COL	W*	42-14-09	4-3	51,8p,4,9	9	1-3	3-4	31-25	35 / 1	17618
66	03/06/2018	DAL	W	43-14-09	2-0	38,13	38	0-5	4-4	34-26	35 / 32	17342+
67	03/08/2018	ANA	W	44-14-09	4-2	15,92,51s,33	51	0-1	2-2	28-33	35 / 36	17475+
68	03/10/2018	NJD	O**	44-14-10	2-3	14,92	11	0-3	3-3	36-27	1 / 74	17545+
69	03/13/2018	WPG	W	45-14-10	3-1	22,51s,33s	51	0-3	4-5	45-33	35 / 34	17534+
70	03/15/2018	@ ARI	W	46-14-10	3-2	4,8,22	22	0-3	5-5	29-34	35 / 35	14527
71	03/16/2018	@ COL	W	47-14-10	4-2	10,9,10,9	10	0-4	4-4	28-35	74 / 1	17273
72	03/19/2018	@ BUF	W	48-14-10	4-0	12,92,9,38	12	0-0	2-2	32-35	35 / 35	17507
73	03/22/2018	TOR	L	48-15-10	2-5	33p,17	29	1-6	1-3	25-28	31 / 35	17550+
74	03/24/2018	@ MIN	L	48-16-10	1-4	92	22	0-2	4-4	20-30	40 / 35	19303+
75	03/25/2018	@ WPG	O**	48-16-11	4-5	59,8p,4,33	55	1-5	3-5	36-47	37 / 74	15321+
76	03/27/2018	MIN	W**	49-16-11	2-1	59	8	0-4	2-2	29-23	35 / 40	17424+
77	03/29/2018	SJS	W	50-16-11	5-3	8,33,15,4,13	4	0-5	6-6	32-42	74 / 31	17543+
78	03/31/2018	BUF	L	50-17-11	4-7	76p,51,8,13	23	1-4	5-9	36-36	31 / 35	17551+
79	04/01/2018	@ TBL	W	51-17-11	4-1	92,9p,9,15	9	1-2	5-5	25-30	74 / 88	19092+
80	04/03/2018	@ FLA	L	51-18-11	1-2	59	7	0-0	1-1	46-33	1 / 35	12147
81	04/05/2018	@ WSH	W	52-18-11	4-3	15p,15,59p,92	92	2-2	3-5	29-32	74 / 31	18506+
82	04/07/2018	CBJ	W	53-18-11	4-2	51,9p,9p,9	9	2-5	1-1	27-31	35 / 70	17594+

\* overtime, \*\*shootout, & \*sellout  
 P - power-play goal, S - shorthanded goal, X - empty-net goal

2017-18

## GOALS & SHOTS BY PERIOD

#	Date	Opp.	PREDATORS GOALS							PREDATORS SHOTS					OPPONENTS GOALS						OPPONENTS SHOTS				
			1st	2nd	3rd	OT	SO	T	1st	2nd	3rd	OT	T	1st	2nd	3rd	OT	SO	T	1st	2nd	3rd	OT	T	
1	Oct. 5	@ BOS	1	0	2	-	-	3	8	8	13	-	29	1	2	1	-	-	4	12	12	8	-	32	
2	Oct. 7	@ PIT	0	0	0	-	-	0	7	9	10	-	26	2	1	1	-	-	4	11	9	14	-	34	
3	Oct. 10	PHI	1	2	3	-	-	6	9	8	14	-	31	0	3	2	-	-	5	9	15	6	-	30	
4	Oct. 12	DAL	0	2	2	-	-	4	10	10	11	-	31	1	0	0	-	-	1	13	10	8	-	31	
5	Oct. 14	@ CHI	0	1	0	0	-	1	18	12	8	0	38	0	0	1	1	-	2	11	8	12	4	35	
6	Oct. 17	COL	0	3	1	-	-	4	7	14	13	-	34	0	1	0	-	-	1	8	6	7	-	21	
7	Oct. 19	@ PHI	0	0	1	-	-	1	7	9	8	-	24	0	0	0	-	-	0	6	10	12	-	28	
8	Oct. 21	@ NYR	0	2	0	-	-	2	9	7	9	-	25	2	1	1	-	-	4	9	3	3	-	15	
9	Oct. 24	CGY	2	0	0	0	0	2	9	12	5	4	30	0	0	2	0	1	3	11	11	8	2	32	
10	Oct. 27	@ CHI	0	2	0	-	-	2	7	13	10	-	30	1	0	0	-	-	1	21	8	15	-	44	
11	Oct. 28	NYI	0	1	1	-	-	2	6	12	12	-	30	1	2	3	-	-	6	7	11	5	-	23	
12	Nov. 1	@ SJS	0	1	0	-	-	1	6	7	7	-	20	1	2	1	-	-	4	7	8	8	-	23	
13	Nov. 3	@ ANA	2	2	1	-	-	5	8	9	13	-	30	0	2	1	-	-	3	12	13	13	-	38	
14	Nov. 4	@ LAK	2	1	0	1	-	4	10	9	10	3	32	0	0	3	0	-	3	15	9	13	2	39	
15	Nov. 7	@ CRJ	0	1	2	-	-	3	8	11	10	-	29	0	0	1	-	-	1	11	11	14	-	36	
16	Nov. 11	PIT	0	3	1	0	1	5	5	10	12	1	28	1	1	2	0	0	4	6	16	6	2	30	
17	Nov. 14	WSH	2	4	0	-	-	6	18	7	6	-	31	0	3	0	-	-	3	3	14	12	-	29	
18	Nov. 16	@ MIN	1	2	1	-	-	4	14	12	4	-	30	0	2	4	-	-	6	8	13	15	-	36	
19	Nov. 18	COL	1	2	2	-	-	5	10	9	5	-	24	0	0	2	-	-	2	10	8	13	-	31	
20	Nov. 20	WPG	1	3	1	-	-	5	5	19	5	-	29	1	0	2	-	-	3	12	7	16	-	35	
21	Nov. 22	MTL	1	0	1	0	1	3	9	8	13	3	33	1	0	1	0	0	2	7	9	12	1	29	
22	Nov. 24	@ STL	1	0	1	-	-	2	12	7	9	-	28	0	0	0	-	-	0	6	13	15	-	34	
23	Nov. 26	@ CAR	1	1	1	0	0	3	9	12	13	1	35	1	1	1	0	1	4	15	11	10	0	36	
24	Nov. 28	CHI	1	1	1	-	-	3	7	13	11	-	31	1	0	1	-	-	2	14	11	14	-	39	
25	Nov. 30	VAN	0	3	0	-	-	3	11	10	11	-	32	0	2	3	-	-	5	8	12	12	-	32	
26	Dec. 2	ANA	0	1	1	0	1	3	9	9	16	1	35	0	1	1	0	0	2	16	6	11	2	35	
27	Dec. 4	BOS	2	2	1	-	-	5	11	6	8	-	25	0	1	2	-	-	3	13	11	16	-	40	
28	Dec. 5	@ DAL	1	4	0	-	-	5	12	13	7	-	32	0	0	2	-	-	2	10	21	14	-	45	
29	Dec. 8	VGK	0	1	2	0	0	3	16	14	10	4	44	1	1	1	0	1	4	9	13	13	4	39	
30	Dec. 13	@ VAN	2	2	3	-	-	7	16	15	17	-	48	0	1	0	-	-	1	6	13	7	-	26	
31	Dec. 14	@ EDM	0	4	0	-	-	4	4	9	10	-	23	0	0	0	-	-	0	22	11	13	-	46	
32	Dec. 16	@ CGY	0	2	0	-	-	2	6	16	6	-	28	0	0	0	-	-	0	12	9	11	-	32	
33	Dec. 19	WPG	2	1	1	-	-	4	11	9	14	-	34	1	3	2	-	-	6	13	13	10	-	36	
34	Dec. 21	CAR	1	0	0	-	-	1	7	12	10	-	29	4	0	0	-	-	4	15	7	10	-	32	
35	Dec. 23	@ DAL	2	0	1	0	0	3	8	8	11	5	32	1	2	0	0	1	4	10	13	4	1	28	
36	Dec. 27	@ STL	1	1	0	-	-	2	7	12	7	-	26	0	0	1	-	-	1	13	9	8	-	30	
37	Dec. 29	@ MIN	1	0	1	-	-	2	9	18	16	-	43	2	1	1	-	-	4	18	11	9	-	38	
38	Dec. 30	MIN	0	0	3	-	-	3	8	11	10	-	29	0	0	0	-	-	0	10	8	11	-	29	
39	Jan. 2	@ VGK	0	0	0	-	-	0	4	14	11	-	29	0	2	1	-	-	3	15	11	5	-	31	
40	Jan. 4	@ ARI	0	1	1	0	-	2	17	7	14	1	39	0	1	1	1	-	3	6	8	8	3	25	
41	Jan. 6	@ LAK	1	2	1	-	-	4	9	6	5	-	20	0	1	2	-	-	3	7	11	11	-	29	
<b>1st Half Totals:</b>			<b>30</b>	<b>58</b>	<b>37</b>	<b>1</b>	<b>3</b>	<b>126</b>	<b>383</b>	<b>436</b>	<b>414</b>	<b>23</b>	<b>1256</b>	<b>23</b>	<b>37</b>	<b>47</b>	<b>2</b>	<b>4</b>	<b>109</b>	<b>447</b>	<b>433</b>	<b>432</b>	<b>21</b>	<b>1333</b>	
<b>1st Half Avg.:</b>			<b>0.7</b>	<b>1.4</b>	<b>0.9</b>	<b>--</b>	<b>--</b>	<b>3.2</b>	<b>9.3</b>	<b>10.6</b>	<b>10.1</b>	<b>--</b>	<b>30.6</b>	<b>0.6</b>	<b>0.9</b>	<b>1.2</b>	<b>--</b>	<b>--</b>	<b>2.8</b>	<b>10.9</b>	<b>10.6</b>	<b>10.5</b>	<b>--</b>	<b>32.5</b>	



## GOALS & SHOTS BY PERIOD

#	Date	Opp.	PREDATORS GOALS							PREDATORS SHOTS					OPPONENTS GOALS						OPPONENTS SHOTS				
			1st	2nd	3rd	OT	SO	T	1st	2nd	3rd	OT	T	1st	2nd	3rd	OT	SO	T	1st	2nd	3rd	OT	T	
42	Jan. 9	EDM	2	0	0	-	-	2	11	7	6	-	24	0	1	0	-	-	1	8	11	7	-	26	
43	Jan. 16	VGK	0	0	1	-	-	1	9	11	7	-	27	0	0	0	-	0	15	15	13	-	43		
44	Jan. 18	ARI	0	1	1	0	-	1	12	9	15	3	39	0	1	1	0	0	2	6	12	10	1	29	
45	Jan. 20	FLA	1	3	0	-	-	4	15	9	5	-	29	2	0	1	-	-	3	18	9	13	-	40	
46	Jan. 23	TBL	2	1	0	0	-	3	14	11	6	2	33	2	0	1	1	-	4	7	12	9	3	31	
47	Jan. 25	@ NJD	0	1	2	-	-	3	10	8	9	-	27	0	0	0	-	-	0	7	7	13	-	27	
48	Jan. 30	CHI	0	1	0	-	-	1	8	13	22	-	43	1	1	0	-	-	2	9	13	9	-	31	
49	Feb. 1	LAK	3	1	1	-	-	5	15	9	12	-	36	0	0	0	-	-	0	7	8	4	-	19	
50	Feb. 3	NVR	0	2	3	-	-	5	12	11	5	-	28	0	0	2	-	-	2	5	3	14	-	22	
51	Feb. 5	@ NYI	2	1	1	1	-	5	18	19	6	4	47	3	1	0	0	-	4	11	9	7	1	28	
52	Feb. 7	@ TOR	0	1	1	0	0	2	8	19	16	3	46	1	1	0	0	1	3	11	11	6	4	32	
53	Feb. 8	@ OTT	2	0	1	0	-	3	10	4	21	3	38	1	2	0	1	-	4	8	17	7	4	36	
54	Feb. 10	@ MTL	0	1	1	0	1	3	5	12	13	2	32	0	1	1	0	0	2	9	17	13	10	49	
55	Feb. 13	STL	0	0	3	1	-	4	13	3	15	2	33	1	2	0	0	-	3	7	16	7	1	31	
56	Feb. 15	CGY	1	1	1	-	-	3	8	7	17	-	32	1	1	2	-	-	4	12	10	9	-	31	
57	Feb. 17	DET	0	0	1	-	-	1	7	14	11	-	32	2	0	1	-	-	3	7	13	14	-	34	
58	Feb. 19	OTT	2	2	1	-	-	5	9	15	17	-	41	1	1	0	-	-	2	14	15	9	-	38	
59	Feb. 20	@ DET	2	0	1	-	-	3	15	7	7	-	29	0	1	1	-	-	2	8	14	14	-	36	
60	Feb. 22	SJS	2	1	4	-	-	7	15	12	19	-	46	0	1	0	-	-	1	10	11	13	-	34	
61	Feb. 25	STL	2	2	0	-	-	4	16	10	13	-	39	0	0	0	-	-	0	9	8	10	-	27	
62	Feb. 27	@ WPG	0	3	3	-	-	6	13	10	9	-	32	0	4	1	-	-	5	11	13	15	-	39	
63	Mar. 1	@ EDM	0	2	2	-	-	4	17	10	15	-	42	2	0	0	-	-	2	12	9	15	-	36	
64	Mar. 2	@ VAN	0	1	2	1	-	4	13	15	14	1	43	1	1	1	0	-	3	11	10	6	0	27	
65	Mar. 4	@ COL	1	1	1	1	-	4	8	7	14	2	31	1	0	2	0	-	3	11	7	6	1	25	
66	Mar. 6	DAL	0	0	2	-	-	2	9	14	11	-	34	0	0	0	-	-	0	9	7	10	-	26	
67	Mar. 8	ANA	2	1	1	-	-	4	11	10	7	-	28	0	0	2	-	-	2	7	8	18	-	33	
68	Mar. 10	NJD	1	0	1	0	0	2	5	12	14	5	36	1	1	0	0	1	3	10	8	7	2	27	
69	Mar. 13	WPG	3	0	0	-	-	3	24	11	10	-	45	0	0	1	-	-	1	6	12	15	-	33	
70	Mar. 15	@ ARI	0	1	2	-	-	3	8	10	11	-	29	0	2	0	-	-	2	9	11	14	-	34	
71	Mar. 16	@ COL	1	2	1	-	-	4	10	12	6	-	28	1	1	0	-	-	2	12	15	8	-	35	
72	Mar. 19	@ BUF	0	2	2	-	-	4	10	11	11	-	32	0	0	0	-	-	0	13	14	8	-	35	
73	Mar. 22	TOR	0	1	1	-	-	2	4	9	12	-	25	1	2	2	-	-	5	13	10	5	-	28	
74	Mar. 24	@ MIN	1	0	0	-	-	1	9	5	6	-	20	0	2	2	-	-	4	6	14	10	-	30	
75	Mar. 25	@ WPG	2	2	0	0	0	4	15	8	13	0	36	0	3	1	0	1	5	4	25	15	3	47	
76	Mar. 27	MIN	1	0	0	0	1	2	11	10	7	1	29	0	0	1	0	0	1	4	7	9	3	23	
77	Mar. 29	SJS	2	1	2	-	-	5	14	11	7	-	32	2	0	1	-	-	3	9	9	24	-	42	
78	Mar. 31	BUF	2	2	0	-	-	4	9	9	18	-	36	1	5	1	-	-	7	14	5	7	-	36	
79	Apr. 1	@ TBL	1	1	2	-	-	4	7	6	12	-	25	0	1	0	-	-	1	12	12	6	-	30	
80	Apr. 3	@ FLA	0	0	1	-	-	1	18	10	18	-	46	1	0	1	-	-	2	14	12	7	-	33	
81	Apr. 5	@ WSH	1	1	2	-	-	4	8	7	14	-	29	0	2	1	-	-	3	6	17	9	-	32	
82	Apr. 7	CBJ	3	0	1	-	-	4	15	10	2	-	27	0	1	1	-	-	2	13	10	8	-	31	
<b>2nd Half Totals:</b>			<b>42</b>	<b>40</b>	<b>49</b>	<b>4</b>	<b>3</b>	<b>135</b>	<b>468</b>	<b>416</b>	<b>473</b>	<b>28</b>	<b>1386</b>	<b>26</b>	<b>39</b>	<b>28</b>	<b>2</b>	<b>3</b>	<b>95</b>	<b>394</b>	<b>476</b>	<b>423</b>	<b>33</b>	<b>1326</b>	
<b>2nd Half Avg.:</b>			<b>1.0</b>	<b>1.0</b>	<b>1.2</b>	<b>--</b>	<b>--</b>	<b>3.3</b>	<b>11.4</b>	<b>10.2</b>	<b>11.6</b>	<b>--</b>	<b>33.8</b>	<b>0.6</b>	<b>1.0</b>	<b>0.7</b>	<b>--</b>	<b>--</b>	<b>2.3</b>	<b>9.6</b>	<b>11.6</b>	<b>10.3</b>	<b>--</b>	<b>32.3</b>	
<b>Final Totals:</b>			<b>72</b>	<b>98</b>	<b>86</b>	<b>5</b>	<b>6</b>	<b>261</b>	<b>851</b>	<b>852</b>	<b>887</b>	<b>51</b>	<b>2641</b>	<b>49</b>	<b>76</b>	<b>75</b>	<b>8</b>	<b>7</b>	<b>204</b>	<b>841</b>	<b>909</b>	<b>855</b>	<b>54</b>	<b>2659</b>	
<b>Final Averages:</b>			<b>0.9</b>	<b>1.2</b>	<b>1.1</b>	<b>--</b>	<b>--</b>	<b>3.2</b>	<b>10.4</b>	<b>10.4</b>	<b>10.8</b>	<b>--</b>	<b>32.2</b>	<b>0.6</b>	<b>0.9</b>	<b>0.9</b>	<b>--</b>	<b>--</b>	<b>2.5</b>	<b>10.3</b>	<b>11.1</b>	<b>10.4</b>	<b>--</b>	<b>32.4</b>	

\*Final Totals/Averages do not account for shootout tallies.

## SCORING BY PERIOD/RECORD WHEN SCORING

#	PLAYER	1ST	2ND	3RD	OT	TOTAL	RECORD WHEN SCORING
2	Anthony Bitetto	0	1	0	0	1	1-0-0
4	Ryan Ellis	1	4	4	0	9	6-0-3
7	Yannick Weber	0	1	1	0	2	0-2-0
8	Kyle Turris	3	8	2	0	13	9-3-1
9	Filip Forsberg	6	9	9	2	26	14-4-0
10	Colton Sissons	2	5	2	0	9	7-0-1
12	Mike Fisher	0	2	0	0	2	2-0-0
13	Nick Bonino	2	5	5	0	12	8-3-1
14	Mattias Ekholm	1	6	3	0	10	6-2-2
15	Craig Smith	10	7	8	0	25	17-3-2
17	Scott Hartnell	3	6	4	0	13	10-2-0
19	Calle Jarnkrok	4	4	7	1	16	12-1-3
20	Miikka Salomaki	1	1	0	0	2	2-0-0
22	Kevin Fiala	10	7	6	0	23	18-2-0
25	Alexei Emelin	1	0	0	0	1	0-0-1
33	Viktor Arvidsson	8	6	14	1	29	18-4-4
38	Ryan Hartman	0	0	3	0	3	3-0-0
46	Pontus Aberg	0	2	0	0	2	2-0-0
51	Austin Watson	4	4	5	1	14	11-1-0
52	Matt Irwin	0	2	0	0	2	2-0-0
55	Cody McLeod	0	1	0	0	1	1-0-0
59	Roman Josi	6	5	2	1	14	9-3-2
76	P.K. Subban	6	6	4	0	16	9-3-2
92	Ryan Johansen	6	3	6	0	15	11-2-2
94	Samuel Girard	0	1	0	0	1	1-0-0
	<b>Totals</b>	<b>74</b>	<b>96</b>	<b>85</b>	<b>6</b>	<b>261</b>	<b>53-18-11</b>



## GOALS BREAKDOWN

## HAT TRICKS

For: 1			Against: 3		
DATE	PLAYER	OPPONENT	DATE	PLAYER	OPPONENT
4/7	Filip Forsberg	Columbus	10/28	John Tavares	NY Islanders
			12/29	Mikael Granlund	Minnesota
			3/31	Sam Reinhart	Buffalo

## PENALTY SHOTS

For: 2				Against: 1			
DATE	PLAYER	OPPONENT	RESULT	DATE	PLAYER	OPPONENT	RESULT
2/13	Filip Forsberg	St. Louis	Goal	3/29	Logan Couture	San Jose	Save
2/22	Colton Sissons	San Jose	Save				

## EMPTY NET GOALS

For: 9   Opp. pulls goalie in final five minutes: 35 times			Against: 9   Predators pull goalie in final five minutes: 25 times		
DATE	PLAYER	OPPONENT	DATE	PLAYER	OPPONENT
10/12	P.K. Subban	Dallas	10/5	Brad Marchand	at Boston
11/3	P.K. Subban	at Anaheim	10/21	Jimmy Vesey	at NY Rangers
11/7	Viktor Arvidsson	at Columbus	11/16	Jared Spurgeon	at Minnesota
11/24	Austin Watson	at St. Louis	11/30	Loui Eriksson	Vancouver
12/30	Viktor Arvidsson	Minnesota	12/19	Blake Wheeler	Winnipeg
3/6	Nick Bonino	Dallas	12/29	Mikael Granlund	Minnesota
3/16	Filip Forsberg	at Colorado	1/2	Jonathan Marchessault	at Vegas
3/29	Nick Bonino	San Jose	2/17	Darren Helm	Detroit
4/7	Filip Forsberg	Columbus	3/24	Zach Parise	at Minnesota

## EXTRA ATTACKER GOALS in the final five minutes

For: 6			Against: 1		
DATE	PLAYER	OPPONENT	DATE	PLAYER	OPPONENT
10/5	Scott Hartnell	at Boston	2/10	Jonathan Drouin	at Montreal
10/5	Filip Forsberg	at Boston			
10/10	Scott Hartnell	Philadelphia			
2/5	Ryan Johansen	at NY Islanders			
3/4	Ryan Ellis	at Colorado			
3/10	Ryan Johansen	vs. New Jersey			

## SHORTHANDED GOALS

For: 10			Against: 5		
DATE	PLAYER	OPPONENT	DATE	PLAYER	OPPONENT
11/16	Mattias Ekholm	at Minnesota	10/5	Brad Marchand	at Boston
12/5	Calle Jarnkrok	at Dallas	10/27	Artem Anisimov	at Chicago
12/13	Viktor Arvidsson	at Vancouver	11/11	Bryan Rust	Pittsburgh
12/23	Calle Jarnkrok	at Dallas	2/7	Kasperii Kapanen	at Toronto
1/25	Viktor Arvidsson	at New Jersey	4/7	Brandon Dubinsky	Columbus
2/13	Austin Watson	vs. St. Louis			
2/25	Austin Watson	vs. St. Louis			
3/8	Austin Watson	vs. Anaheim			
3/13	Austin Watson	vs. Winnipeg			
3/13	Viktor Arvidsson	vs. Winnipeg			

Overall Record:	53-18-11
Home Record:	28-9-4
Road Record:	25-9-7
Overtime Record:	11-11
Shootout Record:	6-7

One-goal game record:	24-4-11
Two-goal game record:	13-6
Three-goal game record:	16-8
Scoring first:	41-4-6
Opp. Scoring first:	12-14-5

Leading after 1 period:	23-4-4
Trailing after 1 period:	8-10-2
Tied after 1 period:	22-4-5
Leading after 2 periods:	37-2-4
Trailing after 2 periods:	5-15-5
Tied after 2 periods:	11-1-2

Outshooting opponent:	19-6-8
Outshot by opponent:	30-10-3
Even shots:	4-2-0

1st half of back-to-backs:	7-3-1
2nd half of back-to-backs:	8-1-2
Evening games:	51-17-10
Afternoon games:	2-1-1
Weekday games:	38-13-6
Weekend games:	15-5-5

October:	5-4-2
November:	10-3-1
December:	8-3-2
January:	6-2-2
February:	10-2-2
March:	11-3-2
April:	3-1-0

Sunday:	3-0-2
Monday:	5-0-0
Tuesday:	14-4-2
Wednesday:	3-1-1
Thursday:	12-6-2
Friday:	5-1-1
Saturday:	11-6-3

GOALS BY PERIOD	1	2	3	OT	Total	Avg.
PREDATORS	72	98	86	5	261	3.2
Opponents	49	76	75	4	204	2.5

SHOTS BY PERIOD	1	2	3	OT	Total	Avg.
PREDATORS	851	852	887	51	2641	32.2
Opponents	841	909	855	54	2659	32.4

POWER PLAY	G	ATT	PCT
Overall	58	273	21.2 (1-12th NHL)
Home	38	150	25.3 (6th NHL)
Road	20	123	16.3 (26th NHL)
5 SHORTHANDED GOALS ALLOWED (1-6th NHL)			

PENALTY KILLING	G	ATT	PCT
Overall	54	299	81.9 (6th NHL)
Home	30	144	79.2 (24th NHL)
Road	24	155	84.5 (2nd NHL)
10 SHORTHANDED GOALS SCORED (1-3rd NHL)			

PENALTIES	MIN	AVG
PREDATORS	928	11.3 (31st NHL)

SITUATIONAL GOALS FOR AND AGAINST	GF	GA
Five-on-Five	168	128
Five-on-Four	51	5
Five-on-Three	3	0
Four-on-Four	6	2
Four-on-Three	0	0
Three-on-Three	4	4
Three-on-Four	0	0
Three-on-Five	0	2
Four-on-Five	10	52
Empty-net goals	10	9
Penalty-shot goals	1	0
<b>TOTALS</b>	<b>261</b>	<b>204</b>

WHEN PREDATORS SCORE:	W	L	OT	WHEN OPPOSITION SCORES:	W	L	OT
0 goals	0	2	0	0 goals	11	0	0
1 goal	2	6	1	1 goal	11	0	0
2 goals	7	4	4	2 goals	15	2	1
3 goals	11	3	5	3 goals	12	2	4
4 goals	17	3	1	4 goals	2	8	5
5 goals	11	0	0	5 goals	2	2	1
6 goals	3	0	0	6 goals	0	3	0
7 goals	2	0	0	7 goals	0	1	0
8 or more goals	0	0	0	8 or more goals	0	0	0
<b>TOTALS</b>	<b>53</b>	<b>18</b>	<b>11</b>	<b>TOTALS</b>	<b>53</b>	<b>18</b>	<b>11</b>

## EASTERN CONFERENCE

METROPOLITAN DIVISION			Home			Road			Overall		
Team	W	L	OT	W	L	OT	W	L	OT		
Carolina Hurricanes	0	1	0	0	0	1	0	1	1		
Columbus Blue Jackets	1	0	0	1	0	0	2	0	0		
New Jersey Devils	0	0	1	1	0	0	1	0	1		
New York Islanders	0	1	0	1	0	0	1	1	0		
New York Rangers	1	0	0	0	1	0	1	1	0		
Philadelphia Flyers	1	0	0	1	0	0	2	0	0		
Pittsburgh Penguins	1	0	0	0	1	0	1	1	0		
Washington Capitals	1	0	0	1	0	0	2	0	0		
<b>Totals vs. Metropolitan Division</b>	<b>5</b>	<b>2</b>	<b>1</b>	<b>5</b>	<b>2</b>	<b>1</b>	<b>10</b>	<b>4</b>	<b>2</b>		
ATLANTIC DIVISION			Home			Road			Overall		
Team	W	L	OT	W	L	OT	W	L	OT		
Boston Bruins	1	0	0	0	1	0	1	1	0		
Buffalo Sabres	0	1	0	1	0	0	1	1	0		
Detroit Red Wings	0	1	0	1	0	0	1	1	0		
Florida Panthers	1	0	0	0	1	0	1	1	0		
Montreal Canadiens	1	0	0	1	0	0	2	0	0		
Ottawa Senators	1	0	0	0	0	1	1	0	1		
Tampa Bay Lightning	0	0	1	1	0	0	1	0	1		
Toronto Maple Leafs	0	1	0	0	0	1	0	1	1		
<b>Totals vs. Atlantic Division</b>	<b>4</b>	<b>3</b>	<b>1</b>	<b>4</b>	<b>2</b>	<b>2</b>	<b>8</b>	<b>5</b>	<b>3</b>		
<b>Totals vs. Eastern Conference</b>	<b>9</b>	<b>5</b>	<b>2</b>	<b>9</b>	<b>4</b>	<b>3</b>	<b>18</b>	<b>9</b>	<b>5</b>		

## WESTERN CONFERENCE

CENTRAL DIVISION			Home			Road			Overall		
Team	W	L	OT	W	L	OT	W	L	OT		
Chicago Blackhawks	1	1	0	1	0	1	2	1	1		
Colorado Avalanche	2	0	0	2	0	0	4	0	0		
Dallas Stars	2	0	0	1	0	1	3	0	1		
Minnesota Wild	2	0	0	0	3	0	2	3	0		
St. Louis Blues	2	0	0	2	0	0	4	0	0		
Winnipeg Jets	2	1	0	1	0	1	3	1	1		
<b>Totals vs. Central Division</b>	<b>11</b>	<b>2</b>	<b>0</b>	<b>7</b>	<b>3</b>	<b>3</b>	<b>18</b>	<b>5</b>	<b>3</b>		
PACIFIC DIVISION			Home			Road			Overall		
Team	W	L	OT	W	L	OT	W	L	OT		
Anaheim Ducks	2	0	0	1	0	0	3	0	0		
Calgary Flames	0	1	1	1	0	0	1	1	1		
Edmonton Oilers	1	0	0	2	0	0	3	0	0		
Los Angeles Kings	1	0	0	2	0	0	3	0	0		
Arizona Coyotes	1	0	0	1	0	1	2	0	1		
San Jose Sharks	2	0	0	0	1	0	2	1	0		
Vegas Golden Knights	1	0	1	0	1	0	1	1	1		
Vancouver Canucks	0	1	0	2	0	0	2	1	0		
<b>Totals vs. Pacific Division</b>	<b>8</b>	<b>2</b>	<b>2</b>	<b>9</b>	<b>2</b>	<b>1</b>	<b>17</b>	<b>4</b>	<b>3</b>		
<b>Totals vs. Western Conference</b>	<b>19</b>	<b>4</b>	<b>2</b>	<b>16</b>	<b>5</b>	<b>4</b>	<b>35</b>	<b>9</b>	<b>6</b>		

### TEAM RECORDS

2017-18 season	GOALS	Franchise Record
7 - twice, last: 2/22 in 7-1 win vs. San Jose	Most goals scored, game	9 - three times, last: 11/18/14 in 9-2 win at Toronto
7 - 3/31 in 7-4 loss vs. Buffalo	Most goals allowed, game	8 - six times, last: 3/11/10 in 8-5 loss at San Jose
11 - three times, last: 3/31 in 7-4 loss vs. Buffalo	Most goals by both teams, game	14 - 10/5/06 in 8-6 loss vs. Chicago
4 - three times, last: 2/22 in third period of 7-1 win vs. San Jose	Most goals scored, period	6 - 12/17/05 in 2nd per. of 7-3 win vs. Columbus
5 - 3/31 in second period of 7-4 loss vs. Buffalo	Most goals allowed, period	6 - twice, last: 3/28/13 in 1st per. of 7-4 loss vs. Phoenix
3 - 10/10 in 6-5 win vs. Philadelphia	Most power-play goals scored, game	6 - 3/4/04 in 9-4 win at Pittsburgh
4 - 3/31 in 7-4 loss vs. Buffalo	Most power-play goals allowed, game	5 - three times, last: 2/18/09 in 6-2 loss at Detroit
2 - 3/13 in 3-1 win vs. Winnipeg (Watson, Arvidsson)	Most shorthanded goals scored, game	2 - five times, last: 3/13/18 in 3-1 win vs. Winnipeg
1 - five times, last: 4/7 in 4-2 win vs. Columbus (Dubinsky)	Most shorthanded goals allowed, game	2 - three times, last: 10/26/16 in 6-1 loss at Anaheim
2017-18 season	SHOTS	Franchise Record
48 - 12/13 in 7-1 win at Vancouver	Most shots, game	55 - 11/4/09 in 2-0 win vs. Montreal
49 - 2/10 in 3-2 SOW win at Montreal	Most shots allowed, game	57 - twice, last: 11/11/08 in 4-3 OT win at San Jose
83 - twice, last: 3/25 in 5-4 SOL at Winnipeg	Most shots by both teams, game	90 - 11/16/06 in 7-6 loss vs. Minnesota (NSH 45, MIN 45)
24 - 3/13 in first period of 3-1 win vs. Winnipeg	Most shots, period	27 - 3/26/16 in 1st per. of 5-1 win vs. Columbus
25 - 3/25 in second period of 5-4 SOL at Winnipeg	Most shots allowed, period	27 - twice, last: 2/10/09 in 1st per. of 5-3 loss vs. Detroit
20 - three times, last: 3/24 in 4-1 loss at Minnesota	Fewest shots, game	9 - 1/27/01 in 5-1 loss vs. Colorado
15 - 10/21 in 4-2 loss at NY Rangers	Fewest shots allowed, game	12 - 3/4/03 in 2-1 loss at St. Louis
2 - 4/7 in third period of 4-2 win vs. Columbus	Fewest shots, period	1 - four times, last: 12/8/08 in 3rd per. of 6-3 loss at St. Louis
3 - four times, last: 2/13 in second period of 5-2 win vs. NYR	Fewest shots allowed, period	0 - 2/16/08 in 3rd period of 2-1 OT win vs. St. Louis
2017-18 season	PENALTY MINUTES	Franchise Record
46 - 10/7 in 4-0 loss at Pittsburgh	Most penalty minutes, game	95 - 10/25/05 in 5-3 win vs. Chicago
36 - 10/7 in 4-0 loss at Pittsburgh	Most penalty minutes by opponent, game	125 - 10/30/03 in 5-3 win vs. Detroit
82 - 10/7 in 4-0 loss at Pittsburgh	Most penalty minutes by both teams, game	210 - 10/30/03 in 5-3 win vs. Detroit (DET 125, NSH 85)
2017-18 season	WINS & LOSSES	Franchise Record
6 - twice, last: 2/22 in 7-1 win vs. San Jose	Largest margin of victory	8 - 2/28/09 in 8-0 win vs. Detroit
4 - twice, last: 10/28 in 6-2 loss vs. NY Islanders	Largest margin of defeat	8 - 1/11/99 in 8-0 loss at Philadelphia
10 - 2/19-3/8	Longest winning streak	10 - 2/19/18-3/8/18
3 - twice, last: 3/22-3/25	Longest losing streak	8 - 4/4-4/9/13
2017-18 season	SHOOTOUTS	Franchise Record
2 - three times, last: 1/18 in 3-2 win vs. Arizona	Most shootout goals, game	4 - twice, last: 1/31/13 in 3-2 win at Los Angeles
7 - 2/7 in 3-2 SOL at Toronto	Most shootout attempts, game	11 - 3/27/10 in 1-0 SO loss vs. Detroit
2 - four times, last: 3/10 in 3-2 loss vs. New Jersey	Most shootout goals against, game	3 - four times, last: 1/31/13 in 3-2 win at Los Angeles
7 - 2/7 in 3-2 SOL at Toronto	Most shootout attempts against, game	11 - 3/27/10 in 1-0 SO loss vs. Detroit

### INDIVIDUAL RECORDS

2017-18 season	GOALS	Franchise Record
3 - Filip Forsberg, 4/7 in 4-2 win vs. Columbus	Most goals scored, game	4 - Eric Mystrom, 1/24/14 at Calgary
3 - three times, last: Sam Reinhart, 3/31 in 7-4 loss vs. Buffalo	Most goals by an opponent, game	3 - 38 times, last: John Tavares, 10/28 vs. NY Islanders
2 - four times, last: Filip Forsberg, 4/7, in first per. of 4-2 win vs. Columbus	Most goals scored, period	3 - four times, last: Filip Forsberg, 2/21/17 vs. Calgary (2nd per.)
3 - John Tavares, 10/28 in third period of 6-2 loss vs. NYI	Most goals by an opponent, period	3 - five times, last: John Tavares, 10/28 vs. NYI (3rd per.)
2017-18 season	ASSISTS	Franchise Record
5 - Roman Josi, 2/27 in 6-5 win at Winnipeg	Most assists, game	5 - twice, last: Roman Josi, 2/27/18 in 6-5 win at Winnipeg
5 - Jack Eichel, 3/31 in 7-4 loss vs. Buffalo	Most assists by an opponent, game	5 - three times, last: Jack Eichel, 3/31 in 7-4 loss vs. Buffalo
3 - Roman Josi, 2/27 in second period of 6-5 win at Winnipeg	Most assists, period	3 - 12 times, last: Roman Josi, 2/27/18 at Winnipeg (2nd per.)
4 - Jack Eichel, 3/31 in second period of 7-4 loss vs. Buffalo	Most assists by an opponent, period	4 - three times, last: Jack Eichel, 3/31/18 vs. Buffalo (2nd per.)
2017-18 season	POINTS	Franchise Record
5 - Roman Josi (5a), 2/27 in 6-5 win at Winnipeg	Most points, game	5 - four times, last: Roman Josi (5a), 2/27/18 in 6-5 win at Winnipeg
5 - Jack Eichel (5a), 3/31 in 7-4 loss vs. Buffalo	Most points by an opponent, game	6 - Peter Forsberg (1q-5a), 1/10/03 vs. Colorado
3 - twice, last: Roman Josi (3a), 2/27, in second period at Winnipeg	Most points, period	3 - 40 times, last: Roman Josi (3a), 2/27/18 at Winnipeg (2nd per.)
4 - Jack Eichel (4a), 3/31 in second period of 7-4 loss vs. Buffalo	Most points by an opponent, period	4 - four times, last: Jack Eichel (4a), 3/31/18 vs. Buffalo (2nd per.)
2017-18 season	SHOTS	Franchise Record
11 - Craig Smith, 12/29 at Minnesota	Most shots, game	14 - Patric Hornqvist, 12/29/10 vs. Dallas
2017-18 season	PENALTY MINUTES	Franchise Record
22 - Austin Watson, 12/16 at Calgary	Most penalty minutes, game	35 - Jeremy Stenvenson, 10/25/05 vs. Chicago
24 - Ryan Reeves, 10/7 at Pittsburgh	Most penalty minutes by an opponent, game	34 - five times, last: Krzysztof Oliwa, 3/20/04 at Calgary
2017-18 season	STREAKS	Franchise Record
5 - Kevin Fiala (5g), 12/13-12/21	Longest goal-scoring streak	6 - four times, last: James Neal (7g), 1/15 - 11/17/16
7 - Kyle Turris (8a), 12/2-12/16	Longest assist streak	7 - twice, last: Kimmo Timonen (8a), 2/23-3/7/03
9 - Kevin Fiala (8g-4a), 12/2-12/21	Longest point-scoring streak	16 - J.P. Dumont (8g-1a), 12/29/07-1/31/08
2017-18 season	GOALTENDERS	Franchise Record
47 - Pekka Rinne, 2/10 in 3-2 SOW at Montreal	Most saves, game	54 - Dan Ellis, 11/11/08 at San Jose
46 - Roberto Luongo, 4/3 in 2-1 loss at Florida	Most saves by an opposing goaltender, game	53 - Carey Price, 11/14/09 vs. Montreal
11 - Pekka Rinne, 2/19-3/19	Longest winning streak	11 - twice, last: Pekka Rinne, 2/19/18-3/19/18
4 - Juuse Saros, 1/23-2/17	Longest losing streak	8 - Chris Mason, 2/9-4/27/13
7 - Pekka Rinne, 2/7 in 3-2 SOL at Toronto	Most shootout attempts against, game	11 - Pekka Rinne, 3/27/10 vs. Detroit
2 - four times, last: Pekka Rinne, 2/7 in 3-2 SOL at Toronto	Most shootout goals against, game	3 - four times, last: Pekka Rinne, 1/31/13 at Los Angeles

THE LAST TIME...	HOME	ROAD
Predators win in overtime	2/13/18 vs. St. Louis (4-3, Forsberg)	3/4/18 at Colorado (4-3, Forsberg)
Opponent wins in overtime	1/23/18 vs. Tampa Bay (3-4, Gourde)	2/8/18 at Ottawa (3-4, Hoffman)
Predators win via shootout	3/27/18 vs. Minnesota (2-1, Turris)	2/10/18 at Montreal (3-2, Ellis)
Opponent wins via shootout	12/8/17 vs. Vegas (3-4, R. Smith)	3/25/18 at Winnipeg (4-5, Scheifele)
Predators shut out opponent	3/6/18 vs. Dallas (2-0, Rinne)	3/19/18 at Buffalo (4-0, Rinne)
Opponent shut out Predators	2/4/17 vs. Detroit (1-0, Mrazek)	1/2/18 at Vegas (3-0, Fleury)
Preds played scoreless game through OT	3/27/10 vs. Detroit (1-0 SOL)	3/21/01 at Minnesota (0-0)
Predators had two straight shutouts	12/14/17 vs. Edmonton (4-0, Saros) and 12/16/17 vs. Calgary (2-0, Rinne)	
Preds were shut out in back-to-back games	11/21/15 at Minnesota (4-0, Dubnyk) and 11/23/15 at NY Rangers (3-0, Lundqvist)	
Predators had 50-or-more shots	11/22/14 vs. Florida (50)	Never
Opponent had 50-or-more shots	2/15/11 vs. San Jose (50)	11/11/08 at San Jose (57)
Predators had 20-or-more shots in a period	3/13/18 vs. Winnipeg (1st per., 24)	2/8/18 at Ottawa (2nd per. 21)
Opponent had 20-or-more shots in a period	11/23/16 vs. Dallas (2nd per., 22)	3/25/18 at Winnipeg (2nd per., 25)
Preds held an opponent shotless in a period	2/16/08 vs. St. Louis (3rd per.)	Never
Preds scored 3-or-more power-play goals	10/10/17 vs. Philadelphia (3)	10/21/16 at Detroit (3)
Opponent scored 3-or-more power-play goals	3/31/18 vs. Buffalo (4)	3/19/17 at Los Angeles (3)
Predators scored shorthanded	3/13/18 vs. Winnipeg (Watson, Arvidsson)	1/25/18 at New Jersey (Arvidsson)
Opponent scored shorthanded	4/7/18 vs. Columbus (Dubinsky)	2/7/18 at Toronto (Kapanen)
Predators scored two shorthanded goals	3/13/18 vs. Winnipeg (Watson, Arvidsson)	11/6/08 at Calgary (Fiddler, Weber)
Opponent scored two shorthanded goals	3/21/13 vs. Calgary (Giordano, Comeau)	10/26/16 at Anaheim (Silfverberg, Cogliano)
Predator recorded a hat trick	4/7/18 vs. Columbus (Forsberg)	1/5/17 at Tampa Bay (Sissons)
Opponent recorded a hat trick	3/31/18 vs. Buffalo (Reinhart)	12/29/17 at Minnesota (Granlund)
Predator notched four-or-more points	2/27/16 vs. St. Louis (3q-1a, Forsberg)	2/27/18 at Winnipeg (5a, Josi)
Opponent notched four-or-more points	3/31/18 vs. Buffalo (5a, Eichel)	11/15/16 at Toronto (Bozak/Van Riemsdyk)
Predators scored an empty-net goal	4/7/18 vs. Columbus (Forsberg)	3/16/18 at Colorado (Forsberg)
Opponent scored an empty-net goal	2/17/18 vs. Detroit (Helm)	3/24/18 at Minnesota (Parise)
Predators scored five or more goals	3/29/18 vs. San Jose (5-3 win)	2/27/18 at Winnipeg (6-5 win)
Opponent scored five or more goals	3/31/18 vs. Buffalo (7-4 loss)	3/25/18 at Winnipeg (5-4 SOL)
Predators won by five or more goals	2/22/18 vs. San Jose (7-1)	12/13/17 at Vancouver (7-1)
Predators lost by five or more goals	10/26/13 vs. St. Louis (6-1)	10/26/16 at Anaheim (6-1)
Predator recorded a point in his NHL debut	10/10/17 vs. Philadelphia (Girard, assist)	3/21/14 at Calgary (Jarnkrok, assist)
Predator recorded a point in his club debut	11/11/17 vs. Pittsburgh (Turris, goal)	2/27/18 at Winnipeg (Hartman, goal)
Predators goaltender credited with a goal	4/15/06 vs. Phoenix (Mason)	Never
Predators goaltender assisted on a goal	2/17/18 vs. Detroit (Saros)	4/1/18 at Tampa Bay (Saros)
Predators had a penalty shot	2/22/18 vs. San Jose (Sissons, save)	3/12/13 at Dallas (Clune, goal)
Opponent had a penalty shot	3/29/18 vs. San Jose (Couture, save)	12/10/16 at Arizona (Doan, save)
No penalties against Predators	2/23/17 vs. Colorado (4-2)	1/2/18 at Vegas (0-3)
Predators scored GTG or GWG in the final minute of regulation/overtime	10/10/17 vs. Philadelphia (Forsberg, GWG)	2/27/18 at Winnipeg (Hartman, GWG)
Opponent scored GTG or GWG in the final minute of regulation/overtime	12/8/17 vs. Vegas (Haula, GTG)	4/8/17 at Winnipeg (Wheeler, GWG)
Predators scored with an extra attacker	11/20/17 vs. Winnipeg (Fiala)	3/4/18 at Colorado (Ellis)
Opponent scored with an extra attacker	1/24/17 vs. Buffalo (Okposo)	2/10/18 at Montreal (Drouin)
Preds overcame a two-goal deficit to win	2/13/18 vs. St. Louis (4-3)	3/2/18 at Vancouver (4-3)
Preds overcame a three-goal deficit to win	2/13/18 vs. St. Louis (4-3)	1/31/12 at Minnesota (5-4)

YEAR	HOME				ROAD				OVERALL			
	GP	W	L	PCT	GP	W	L	PCT	GP	W	L	PCT
2017-18	11	7	4	.636	11	4	7	.364	22	11	11	.500

YEAR	HOME					ROAD					OVERALL				
	WINS		LOSSES			WINS		LOSSES			WINS		LOSSES		
GP	OTW	SOW	OTL	SOL	GP	OTW	SOW	OTL	SOL	GP	OTW	SOW	OTL	SOL	
2017-18	11	2	5	1	3	11	3	1	3	4	22	5	6	4	7

### OVERTIME DECISIONS

Date	Result	Goal Scorer/Time	Goaltenders
10/14/17	Nashville 1 at CHICAGO 2	Saad, 3:05	Rinne/Crawford
11/4/17	NASHVILLE 4 at Los Angeles 3	Arvidsson, 4:40	Saros/Kuemper
1/4/18	Nashville 2 at ARIZONA 3	Fischer, 1:45	Saros/Raanta
1/23/18	TAMPA BAY 4 at Nashville 3	Gourde, 2:19	Domingue/Saros
2/5/18	NASHVILLE 5 at NY Islanders 4	Josi, 3:42	Rinne/Halak
2/8/18	Nashville 3 at OTTAWA 4	Hoffman, 3:01	Saros/Anderson
2/13/18	St. Louis 3 at NASHVILLE 4	Forsberg, 1:19	Hutton/Rinne
3/2/18	NASHVILLE 4 at Vancouver 3	Jarnkrok, 0:43	Saros/Markstrom
3/4/18	NASHVILLE 4 at Colorado 3	Forsberg, 1:07	Rinne/Varlamov

### GOALTENDER RECORD

	GP	W	L	PCT
Pekka Rinne	4	3	1	.750
Juuse Saros	5	2	3	.400

### PREDATORS SCORING

	G	A	PTS
Viktor Arvidsson	1	2	3
Filip Forsberg	2	0	2
Calle Jarnkrok	1	1	2
Ryan Ellis	0	2	2
Roman Josi	1	0	1
Nick Bonino	0	1	1





## OPPONENTS SCORING

	G	A	PTS
Christian Fischer (ARI)	1	0	1
Yanni Gourde (TBL)	1	0	1
Mike Hoffman (OTT)	1	0	1
Brandon Saad (CHI)	1	0	1
Thomas Chabot (OTT)	0	1	1
Jakob Chychrun (ARI)	0	1	1
Matt Duchene (OTT)	0	1	1
Patrick Kane (CHI)	0	1	1
Duncan Keith (CHI)	0	1	1
Vladislav Namestnikov (TBL)	0	1	1
Derek Stepan (ARI)	0	1	1

## TEAM RECORD VS. NASHVILLE

	GP	W	L	PCT
Los Angeles	2	2	0	1.000
Calgary	1	1	0	1.000
Minnesota	1	1	0	1.000
Montreal	1	1	0	1.000
New Jersey	1	1	0	1.000
NY Islanders	1	1	0	1.000
Buffalo	2	1	1	.500
Vancouver	1	0	1	.000
Washington	1	0	1	.000
Winnipeg	1	0	1	.000

## GOALTENDERS VS. NSH

	GP	W	L	PCT
Corey Crawford (CHI)	1	1	0	1.000
Antti Raanta (ARI)	1	1	0	1.000
Louis Domingue (TBL)	1	1	0	1.000
Craig Anderson (OTT)	1	1	0	1.000
Darcy Kuemper (MIN)	1	0	1	.000
Jaroslav Halak (NYI)	1	0	1	.000
Carter Hutton (STL)	1	0	1	.000
Jacob Markstrom (VAN)	1	0	1	.000
Semyon Varlamov (COL)	1	0	1	.000



## MISCELLANEOUS STATISTICS

### PREDATORS' HAT TRICKS

NO.	DATE	PLAYER	SCORE	GOALTENDER
34	4/7/18	Filip Forsberg	Columbus 2 at Nashville 4	Joonas Korpisalo

### OPPONENTS' HAT TRICKS

NO.	DATE	PLAYER	SCORE	GOALTENDER
38	10/28/17	John Tavares	NY Islanders 6 at Nashville 2	Juuse Saros
39	12/29/17	Mikael Granlund	Nashville 2 at Minnesota 4	Pekka Rinne
40	3/31/18	Sam Reinhart	Buffalo 7 at Nashville 4	Pekka Rinne

### PREDATORS' PENALTY SHOTS (12 GOALS, 21 STOPS ALL-TIME)

NO.	DATE	PLAYER	GOALTENDER	SCORE	RESULT
32	2/13/18	Filip Forsberg	Carter Hutton	St. Louis 3 at Nashville 4	GOAL
33	2/22/18	Colton Sissons	Aaron Dell	San Jose 1 at Nashville 7	NO GOAL

### OPPONENTS' PENALTY SHOTS (15 GOALS, 23 STOPS ALL-TIME)

NO.	DATE	PLAYER	GOALTENDER	SCORE	RESULT
38	3/29/18	Logan Couture	Juuse Saros	San Jose 3 at Nashville 5	NO GOAL

Note: "No." column indicates the number in franchise history.

### PREDATORS' SHUTOUTS

NO.	DATE	GOALTENDER	SAVES	SCORE
105	10/19/17	Pekka Rinne	28	Nashville 1 at Philadelphia 0
106	11/24/17	Pekka Rinne	34	Nashville 2 at St. Louis 0
107	12/14/17	Juuse Saros	46	Nashville 4 at Edmonton 0
108	12/16/17	Pekka Rinne	32	Nashville 2 at Calgary 0
109	12/30/17	Juuse Saros	29	Minnesota 0 at Nashville 3
110	1/16/18	Juuse Saros	43	Vegas 0 at Nashville 1
111	1/25/18	Pekka Rinne	27	Nashville 3 at New Jersey 0
112	2/1/18	Pekka Rinne	19	Los Angeles 0 at Nashville 5
113	2/25/18	Pekka Rinne	27	St. Louis 0 at Nashville 4
114	3/6/18	Pekka Rinne	26	Dallas 0 at Nashville 3
115	3/19/18	Pekka Rinne	35	Nashville 4 at Buffalo 0

### OPPONENTS' SHUTOUTS

NO.	DATE	GOALTENDER	SAVES	SCORE
112	10/7/17	Matt Murray	26	Nashville 0 at Pittsburgh 4
113	1/2/18	Marc-Andre Fleury	29	Nashville 0 at Vegas 3



## SHOOTOUT RESULTS

## NASHVILLE SHOOTERS

Player	Goals	Attempts	%	GDG
Turris	5	9	55.56%	2
Ellis	2	6	33.33%	1
Forsberg	2	10	20.00%	1
Fiala	2	10	20.00%	1
Smith	1	4	25.00%	1
Bonino	0	1	0.00%	0
Josi	0	1	0.00%	0
Johansen	0	1	0.00%	0
Arvidsson	0	3	0.00%	0
<b>TEAM TOTALS</b>	<b>12</b>	<b>45</b>	<b>26.67%</b>	<b>6</b>

## OPPOSING SHOOTERS

Player	Goals	Attempts	%	GDG
Aho (CAR)	1	1	100.00%	1
Boyle (NJ)	1	1	100.00%	1
Tkachuk (CGY)	1	1	100.00%	1
Smith (VGK)	1	1	100.00%	1
Radulov (DAL)	1	1	100.00%	1
van Riemsdyk (TOR)	1	1	100.00%	1
Scheifele (WPG)	1	1	100.00%	1
Bozak (TOR)	1	1	100.00%	0
Cousins (ARI)	1	1	100.00%	0
Crosby (PIT)	1	1	100.00%	0
Hall (NJ)	1	1	100.00%	0
Monahan (CGY)	1	1	100.00%	0
Seguin (DAL)	1	1	100.00%	0
Teravainen (CAR)	1	1	100.00%	0
Byron (MTL)	0	2	0.00%	0
Drouin (MTL)	0	2	0.00%	0
Pacioretty (MTL)	0	2	0.00%	0
Henrique (ANA)	0	1	0.00%	0
Perry (ANA)	0	1	0.00%	0
Ekman-Larsson (ARI)	0	1	0.00%	0
Perfina (ARI)	0	1	0.00%	0
Panik (ARI)	0	1	0.00%	0
McGinn (CAR)	0	1	0.00%	0
Versteeg (CGY)	0	1	0.00%	0
Spezza (DAL)	0	1	0.00%	0
Koivu (MIN)	0	1	0.00%	0
Niederreiter (MIN)	0	1	0.00%	0
Parise (MIN)	0	1	0.00%	0
Bratt (NJ)	0	1	0.00%	0
Palmieri (NJ)	0	1	0.00%	0
Stafford (NJ)	0	1	0.00%	0
Lelang (PIT)	0	1	0.00%	0
Malkin (PIT)	0	1	0.00%	0
Brown (TOR)	0	1	0.00%	0
Marleau (TOR)	0	1	0.00%	0
Marner (TOR)	0	1	0.00%	0
Matthews (TOR)	0	1	0.00%	0
Nylander (TOR)	0	1	0.00%	0
Haula (VGK)	0	1	0.00%	0
Karlsson (VGK)	0	1	0.00%	0
Neal (VGK)	0	1	0.00%	0
Perron (VGK)	0	1	0.00%	0
Tuch (VGK)	0	1	0.00%	0
Laine (WPG)	0	1	0.00%	0
Little (WPG)	0	1	0.00%	0
<b>TEAM TOTALS</b>	<b>14</b>	<b>48</b>	<b>29.17%</b>	<b>7</b>

## NASHVILLE GOALTENDERS

Goalie	Goals	Attempts	%	W-L
Rime	7	34	79.41%	6-3
Saros	7	14	50.00%	0-4
<b>TEAM TOTALS</b>	<b>14</b>	<b>48</b>	<b>70.83%</b>	<b>6-7</b>

## OPPOSING GOALTENDERS

Goalie	Goals	Attempts	%	W-L
Subban (VGK)	0	6	100.00%	1-0
Hellebuyck (WPG)	0	3	100.00%	1-0
Darling (CAR)	0	2	100.00%	1-0
Bishop (DAL)	0	2	100.00%	1-0
Andersen (TOR)	1	7	85.71%	1-0
Kinkaid (NJ)	1	4	75.00%	1-0
Smith (CGY)	1	3	66.67%	1-0
Niemi (MTL)	1	3	66.67%	0-1
Dubnyk (MIN)	1	2	50.00%	0-1
Price (MTL)	1	2	50.00%	0-1
Raanta (ARI)	2	4	50.00%	0-1
Jarry (PIT)	2	3	33.33%	0-1
Miller (ANA)	2	3	33.33%	0-1
Talbot (EDM)	2	2	0.00%	0-1
<b>OPP. TOTALS</b>	<b>12</b>	<b>44</b>	<b>72.73%</b>	<b>7-6</b>

## SHOOTOUT RESULTS

## OCTOBER 24, 2017 VS. CALGARY

Team	Shooter	Goaltender	Result	SO Score
NSH	Fiala	Smith	M	0-0
CGY	Monahan	Rinne	G	1-0
NSH	Forsberg	Smith	G	1-1
CGY	Versteeg	Rinne	S	1-1
NSH	Arvidsson	Smith	S	1-1
CGY	Tkachuk	Rinne	G	2-1

(Calgary wins shootout, 2-1)

## NOVEMBER 11, 2017 VS. PITTSBURGH

Team	Shooter	Goaltender	Result	SO Score
NSH	Turris	Jarry	M	0-0
PIT	Malkin	Rinne	S	0-0
NSH	Fiala	Jarry	G	0-1
PIT	Crosby	Rinne	G	1-1
NSH	Forsberg	Jarry	G	1-2
PIT	Letang	Rinne	M	1-2

(Nashville wins shootout, 2-1)

## NOVEMBER 22, 2017 VS. MONTREAL

Team	Shooter	Goaltender	Result	SO Score
NSH	Fiala	Niemi	S	0-0
MTL	Byron	Rinne	M	0-0
NSH	Forsberg	Niemi	S	0-0
MTL	Drouin	Rinne	S	0-0
NSH	Turris	Niemi	G	0-1
MTL	Pacioretty	Rinne	S	0-1

(Nashville wins shootout, 1-0)

## NOVEMBER 26, 2017 AT CAROLINA

Team	Shooter	Goaltender	Result	SO Score
CAR	McGinn	Saros	S	0-0
NSH	Turris	Darling	M	0-0
CAR	Aho	Saros	G	0-1
NSH	Forsberg	Darling	S	0-1
CAR	Teravainen	Saros	G	0-2

(Carolina wins shootout, 2-0)

## DECEMBER 2, 2017 VS. ANAHEIM

Team	Shooter	Goaltender	Result	SO Score
NSH	Forsberg	Miller	M	0-0
ANA	Perry	Rinne	S	0-0
NSH	Fiala	Miller	G	0-1
ANA	Henrique	Rinne	S	0-1
NSH	Turris	Miller	G	0-2

(Nashville wins shootout, 2-0)

## DECEMBER 8, 2017 VS. VEGAS

Team	Shooter	Goaltender	Result	SO Score
NSH	Turris	Subban	M	0-0
VGK	Neal	Rinne	S	0-0
NSH	Fiala	Subban	M	0-0
VGK	Tuch	Rinne	S	0-0
NSH	Forsberg	Subban	S	0-0
VGK	Perron	Rinne	S	0-0
NSH	Smith	Subban	M	0-0
VGK	Haula	Rinne	S	0-0
NSH	Arvidsson	Subban	M	0-0
VGK	Karlsson	Rinne	S	0-0
NSH	Bonino	Subban	S	0-0
VGK	R. Smith	Rinne	G	1-0

(Vegas wins shootout, 1-0)

## DECEMBER 23, 2017 AT DALLAS

Team	Shooter	Goaltender	Result	SO Score
DAL	Radulov	Saros	G	0-1
NSH	Forsberg	Bishop	S	0-1
DAL	Spezza	Saros	S	0-1
NSH	Fiala	Bishop	S	0-1
DAL	Seguin	Saros	G	0-2

(Dallas wins shootout, 2-0)

## JANUARY 18, 2018 VS. ARIZONA

Team	Shooter	Goaltender	Result	SO Score
ARI	Petlinski	Rinne	S	0-0
NSH	Turris	Raanta	G	0-1
ARI	Panik	Rinne	S	0-1
NSH	Ellis	Raanta	S	0-1
ARI	Cousins	Rinne	G	1-1
NSH	Fiala	Raanta	S	1-1
ARI	Ekman-Larsson	Rinne	S	1-1
NSH	Smith	Raanta	G	1-2

(Nashville wins shootout, 2-1)

## FEBRUARY 7, 2018 AT TORONTO

Team	Shooter	Goaltender	Result	SO Score
TOR	Matthews	Rinne	S	0-0
NSH	Turris	Andersen	M	0-0
TOR	Nylander	Jarry	M	0-0
NSH	Fiala	Andersen	S	0-0
TOR	Bozak	Rinne	G	0-1
NSH	Ellis	Andersen	G	1-1
TOR	Marner	Rinne	S	1-1
NSH	Smith	Andersen	S	1-1
TOR	Marleau	Rinne	S	1-1
NSH	Josi	Andersen	S	1-1
TOR	Brown	Rinne	S	1-1
NSH	Johansen	Andersen	S	1-1
TOR	van Riemsdyk	Rinne	G	1-2
NSH	Arvidsson	Andersen	S	1-2

(Toronto wins shootout, 2-1)

## FEBRUARY 10, 2018 AT MONTREAL

Team	Shooter	Goaltender	Result	SO Score
MTL	Byron	Rinne	M	0-0
NSH	Ellis	Price	G	1-0
MTL	Drouin	Rinne	S	1-0
NSH	Forsberg	Price	S	1-0
MTL	Pacioretty	Rinne	S	1-0

(Nashville wins shootout, 1-0)

## MARCH 10, 2018 VS. NEW JERSEY

Team	Shooter	Goaltender	Result	SO Score
NJD	Palmeri	Saros	S	0-0
NSH	Ellis	Kinkaid	M	0-0
NJD	Bratt	Saros	M	0-0
NSH	Fiala	Kinkaid	M	0-0
NJD	Stafford	Saros	S	0-0
NSH	Forsberg	Kinkaid	S	0-0
NJD	Hall	Saros	G	1-0
NSH	Turris	Kinkaid	G	1-1
NJD	Boyle	Saros	G	2-1
NSH	Smith	Kind	S	2-1

(New Jersey wins shootout, 2-1)

## MARCH 25, 2018 AT WINNIPEG

Team	Shooter	Goaltender	Result	SO Score
WPG	Little	Saros	S	0-0
NSH	Ellis	Hellebuyck	S	0-0
WPG	Scheifele	Saros	G	0-1
NSH	Fiala	Hellebuyck	M	0-1
WPG	Laine	Saros	S	0-1
NSH	Forsberg	Hellebuyck	S	0-1

(Winnipeg wins shootout, 1-0)

## MARCH 27, 2018 VS. MINNESOTA

Team	Shooter	Goaltender	Result	SO Score
MIN	Niederreiter	Rinne	S	0-0
NSH	Turris	Dubnyk	G	0-1
MIN	Parise	Rinne	S	0-1
NSH	Ellis	Dubnyk	M	0-1
MIN	Koivu	Rinne	M	0-1

(Nashville wins shootout, 1-0)

\* Italics denote shootout-deciding goals

PLAYER GAME-BY-GAME

DATE	OPP.	#2 BITETTO	#4 ELLIS	#7 WEBER	#8 TURRIS	#9 FORSBERG	#10 SISSONS
5-Oct	@ BOS	DNP	DNP	0-0/0 10:40	DNP	1-3/0 19:35	0-0/1 13:09
7-Oct	@ PIT	0-0/0 16:13	DNP	0-0/0 14:17	DNP	0-2/1 18:12	0-0/1 09:31
10-Oct	Vs PHI	DNP	DNP	0-0/0 13:21	DNP	1-W(0) 4/1 15:53	DNP
12-Oct	Vs DAL	DNP	DNP	0-0/0 02:35	DNP	1-W(0) 3/2 18:25	0-0/0 14:07
14-Oct	@ CHI	0-0/0 10:44	DNP	INJ	INJ	1-0/3/1 19:38	0-0/1 18:27
17-Oct	Vs COL	0-0/0 13:22	DNP	INJ	INJ	0-2/0 20:03	1-0/0 18:18
19-Oct	@ PHI	0-0/0 11:49	DNP	DNP	DNP	0-0/0 06:26	1-W(0) 2/1 17:08
21-Oct	@ NYR	DNP	DNP	0-0/0 11:23	DNP	1-2/0 20:56	0-0/2 0 17:44
24-Oct	Vs CGY	DNP	DNP	0-0/0 01:50	DNP	1-0/5 0 19:41	0-0/5 0 17:41
27-Oct	@ CHI	DNP	DNP	0-0/0 11:02	DNP	0-0/2 1 17:39	0-0/0 18:05
28-Oct	Vs NYI	0-0/1 16:48	DNP	0-0/3 1 17:05	DNP	1-0/3 0 16:41	0-1/1 1 15:02
1-Nov	@ SJS	DNP	DNP	DNP	DNP	0-0/1 1 19:01	0-0/2 0 20:32
3-Nov	@ ANA	DNP	DNP	0-1/1 13:44	DNP	0-0/3 1 15:25	0-0/2 0 18:35
4-Nov	@ LAK	DNP	DNP	0-1/0 11:23	DNP	0-1/5 0 17:59	0-0/0 1 18:59
7-Nov	@ CBJ	DNP	DNP	0-0/0 10:24	DNP	0-0/0 0 18:02	0-0/0 1 18:36
11-Nov	Vs PIT	DNP	DNP	0-0/0 08:08	DNP	1-1/2 0 21:38	0-0/1 1 18:59
14-Nov	Vs WSH	0-1/0 16:48	DNP	INJ	INJ	1-0/1 2 16:43	0-2/2 1 14:45
16-Nov	@ MIN	0-0/0 11:28	DNP	INJ	INJ	0-0/0 2 17:07	0-0/0 16:41
18-Nov	Vs COL	1-W(0) 2/0 14:49	DNP	INJ	INJ	0-0/2 0 15:04	1-0/0 18:25
20-Nov	Vs WPG	0-0/0 12:36	DNP	INJ	INJ	1-1/0 16:05	0-0/0 18:12
22-Nov	Vs MTL	0-0/0 13:08	DNP	INJ	INJ	0-0/3 0 19:42	0-0/2 1 20:11
24-Nov	@ STL	0-0/0 13:56	DNP	INJ	INJ	0-0/2 0 15:58	0-0/0 14:31
26-Nov	@ CAR	0-0/1 13:47	DNP	INJ	INJ	0-0/3 0 21:23	0-0/2 1 20:02
28-Nov	Vs CHI	0-0/1 12:59	DNP	INJ	INJ	0-1/0 1 14:39	0-1/3 0 14:17
30-Nov	Vs VAN	0-0/0 12:07	DNP	INJ	INJ	0-0/0 0 15:43	0-0/2 0 16:26
2-Dec	Vs ANA	0-0/0 12:16	DNP	INJ	INJ	0-1/3 0 20:59	0-1/0 18:57
4-Dec	Vs BOS	DNP	DNP	0-0/0 10:47	DNP	0-2/0 2 14:45	1-0/0 17:13
5-Dec	@ DAL	0-0/0 16:38	DNP	0-0/0 11:710	DNP	1-2/1 14:25	0-0/0 16:53
8-Dec	Vs VGK	0-0/0 10:39	DNP	0-0/0 01:33	DNP	0-1/0 0 18:26	0-0/0 20:51
13-Dec	@ VAN	DNP	DNP	0-0/0 14:51	DNP	0-2/2 0 17:11	0-0/3 0 14:35
14-Dec	@ EDM	0-0/1 15:04	DNP	0-0/0 14:08	DNP	1-2/1 14:23	0-0/2 0 16:09
16-Dec	@ CGY	0-0/0 12:08	DNP	0-0/0 12:31	DNP	0-1/3 0 14:49	0-0/0 13:38
19-Dec	Vs WPG	DNP	DNP	1-0/3 0 12:13	DNP	0-2/1 2 16:26	0-0/2 0 13:57
21-Dec	Vs CAR	DNP	DNP	0-0/0 11:36	DNP	0-0/1 1 18:16	0-0/0 17:53
23-Dec	@ DAL	DNP	DNP	0-0/1 13:05	DNP	0-0/1 1 16:04	0-0/0 14:56
27-Dec	@ STL	0-0/0 14:17	DNP	0-0/0 11:05	DNP	0-0/0 16:28	0-0/0 16:09
29-Dec	@ MIN	DNP	DNP	0-0/1 11:04	DNP	1-0/2 1 15:59	0-0/0 19:17
30-Dec	Vs MIN	0-0/0 13:52	DNP	DNP	DNP	0-0/0 18:44	0-0/3 0 18:37
2-Jan	@ VGK	0-0/1 16:23	DNP	DNP	DNP	0-0/0 18:18	INJ
4-Jan	@ ARI	DNP	0-0/2 1 18:28	DNP	DNP	0-0/3 0 17:09	INJ
6-Jan	@ LAK	DNP	0-2/0 17:20	DNP	DNP	0-0/0 11:34	INJ
9-Jan	Vs EDM	DNP	0-1/2 18:43	DNP	DNP	0-1/0 1 16:54	INJ
16-Jan	Vs VGK	DNP	0-0/2 21:02	DNP	DNP	0-2/0 15:35	INJ
18-Jan	Vs ARI	DNP	0-0/0 22:19	DNP	DNP	0-0/3 0 19:19	INJ
18-Jan	Vs ARI	DNP	1-4/1 22:33	DNP	DNP	0-0/3 0 22:48	INJ
20-Jan	Vs FLA	0-0/2 16:08	DNP	0-0/2 1 24:18	DNP	0-1/0 14:00	INJ
23-Jan	Vs TBL	DNP	0-1/1 1 23:33	DNP	DNP	0-0/0 14:21	INJ
25-Jan	@ NJD	DNP	0-0/0 22:34	DNP	DNP	0-0/2 0 17:06	INJ
30-Jan	Vs CHI	DNP	0-0/3 1 22:48	DNP	DNP	1-0/3 0 16:32	INJ
1-Feb	Vs LAK	DNP	0-0/2 21:50	DNP	DNP	0-0/2 0 17:13	1-0/2 0 13:36
3-Feb	Vs NYR	DNP	0-0/0 23:04	DNP	DNP	0-0/0 15:33	1-W(0) 0 15:07
5-Feb	@ NYI	DNP	0-1/5 2 23:19	DNP	DNP	0-0/1 17:25	SUS
7-Feb	@ TOR	DNP	0-1/4 1 23:37	DNP	DNP	0-0/2 0 14:35	SUS
8-Feb	@ OTT	DNP	0-0/5 1 23:12	DNP	DNP	0-0/2 0 14:41	SUS
10-Feb	@ MTL	DNP	0-0/2 1 24:50	DNP	DNP	0-0/2 0 14:39	0-0/1 1 19:17
13-Feb	Vs STL	DNP	0-1/1 23:44	DNP	DNP	0-0/0 0 13:00	1-W(0) 5/0 17:07
15-Feb	Vs CGY	DNP	0-1/5 0 23:46	DNP	DNP	0-0/2 0 21:20	0-0/1 1 12:26
17-Feb	Vs DET	0-0/0 1 11:18	DNP	0-0/0 25:46	DNP	0-0/0 0 14:23	0-0/0 1 13:32
19-Feb	Vs OTT	DNP	1-W(0) 3/0 19:40	DNP	DNP	0-1/2 0 16:05	0-0/1 1 14:20
20-Feb	@ DET	DNP	0-2/0 23:01	DNP	DNP	0-0/0 11:38	0-0/0 12:42
22-Feb	Vs SJS	DNP	0-1/3 24:13	DNP	DNP	1-0/5 0 14:36	0-0/1 1 17:12
25-Feb	Vs STL	DNP	0-1/3 21:58	DNP	DNP	0-0/1 14:44	0-0/5 0 15:37
27-Feb	@ WPG	DNP	0-0/2 23:46	DNP	DNP	0-0/0 13:51	1-W(0) 2/0 12:48
1-Mar	@ EDM	DNP	0-0/2 21:08	DNP	DNP	1-0/3 0 16:26	0-0/0 11:51
2-Mar	@ VAN	0-0/2 0 10:33	DNP	1-5/1 27:21	DNP	0-0/3 0 15:31	0-1/0 14:09
4-Mar	@ COL	DNP	1-2/4 26:50	DNP	DNP	0-1/4 0 16:22	0-0/1 13:46
6-Mar	Vs DAL	DNP	0-0/0 25:07	DNP	DNP	1-0/1 2 14:38	0-1/0 13:32
8-Mar	Vs ANA	0-0/0 0 09:18	DNP	0-0/0 09:06	DNP	0-0/0 17:03	0-1/3 0 16:53
10-Mar	Vs NJD	DNP	0-1/3 25:03	DNP	DNP	0-0/0 14:22	0-0/1 19:38
13-Mar	Vs WPG	DNP	0-1/3 26:25	DNP	DNP	0-0/3 0 15:30	0-0/1 14:48
15-Mar	@ ARI	DNP	0-1/3 24:08	DNP	DNP	0-1/3 0 11:44	0-0/3 0 16:21
15-Mar	@ ARI	DNP	1-0/2 23:12	DNP	DNP	1-2/3 0 15:54	0-0/0 1 13:10
16-Mar	@ COL	DNP	0-0/3 23:02	DNP	DNP	0-0/1 12:45	0-0/1 15:38
19-Mar	@ BUF	DNP	0-0/2 0 23:29	DNP	DNP	0-0/1 14:59	2-W(0) 4/2 18:47
22-Mar	Vs TOR	DNP	0-0/0 2 22:41	DNP	DNP	1-1/3 0 14:20	0-0/1 18:05
24-Mar	@ MIN	DNP	0-0/1 2 25:55	DNP	DNP	0-0/2 1 16:05	0-0/2 0 16:01
25-Mar	@ WPG	DNP	1-1/2 26:10	DNP	DNP	0-0/0 17:04	0-0/1 0 15:57
27-Mar	Vs MIN	DNP	0-0/2 0 22:54	DNP	DNP	1-1/0 11:40	0-2/1 15:46
29-Mar	Vs SJS	DNP	1-W(0) 3/0 25:07	DNP	DNP	0-0/1 15:14	0-0/3 1 19:28
31-Mar	Vs BUF	DNP	0-1/4 24:27	DNP	DNP	1-0/3 0 15:14	0-0/1 15:20
1-Apr	@ TBL	DNP	0-0/2 22:52	DNP	DNP	1-0/2 0 17:25	DNP
3-Apr	@ FLA	DNP	0-1/2 0 13:46	DNP	DNP	0-0/0 11:04	0-0/0 16:04
5-Apr	@ WSH	DNP	0-1/2 0 24:13	DNP	DNP	0-0/2 0 16:31	0-0/0 14:26
7-Apr	Vs CBJ	DNP	0-0/0 19:48	DNP	DNP	0-2/1 13:46	0-0/1 1 16:02
						0-1/0 17:49	0-0/1 1 17:17
						3-W(0) 6/0 17:07	

2017-18

PLAYER GAME-BY-GAME

DATE	OPP	#11 TOLVANEN	#12 FISHER	#13 BONINO	#14 EKHOLM	#15 SMITH	#17 HARTNELL
5-Oct	@ BOS			0-0/2 16:04	0-0/0 23:05	0-0/0 14:56	1-0/1 21:52
7-Oct	@ PIT			0-0/2 16:34	0-0/2 23:05	0-0/2 14:18	0-0/2 11 14:56
10-Oct	Vs PHI			1-0/2 19:56	0-2/0 26:13	1-0/1 15:38	2-0/0 14:21
12-Oct	Vs DAL			0-0/0 22:37	0-0/0 27:46	0-0/0 13:18	0-0/0 17:04
14-Oct	@ CHI			0-0/0 09:50	0-0/1 31:19	0-0/1 11:30	0-1/1 12:06
17-Oct	Vs COL			DNP	0-0/0 25:27	0-1/0 16:27	0-0/0 16:01
19-Oct	@ PHI			DNP	0-0/0 26:09	0-0/0 15:16	0-0/0 12:52
21-Oct	@ NYR			INJ	1-0/0 23:57	0-0/0 13:37	0-0/3 2 15:49
24-Oct	Vs CGY			INJ	0-0/0 2 24:58	0-0/2 11:325	0-1/1 14:15
27-Oct	@ CHI			INJ	0-0/0 1 24:48	1-0/0 3/0 11:36	0-0/0 1 16:22
28-Oct	Vs NYI			INJ	0-2/0 1 20:34	1-0/2 2 15:05	0-0/2 1 14:16
1-Nov	@ SJS			INJ	0-0/0 21:27	0-0/0 12:39	0-0/0 15:47
3-Nov	@ ANA			INJ	0-0/0 22:46	0-0/3 1 14:39	1-0/2 18:39
4-Nov	@ LAK			INJ	0-0/2 2 24:40	1-0/0 15:38	0-1/0 17:22
7-Nov	@ CBJ			INJ	0-1/0 25:48	0-0/0 13:49	0-0/0 15:07
11-Nov	Vs PIT			INJ	0-0/1 1 27:09	1-0/0 22:23	0-0/0 01:40
14-Nov	Vs WSH			1-0/0 12:13	1-1/2 21:26	1-0/2 16:01	INJ
16-Nov	@ MIN			0-0/1 2 10:45	1-1/0 24:48	0-0/1 16:37	INJ
18-Nov	Vs COL			0-1/0 14:14	1-0/0 20:18	1-1/0 14:23	INJ
20-Nov	Vs WPG			1-0/0 16:23	1-0/0 2/2 25:03	0-0/0 14:11	INJ
22-Nov	Vs MTL			0-0/0 14:51	0-0/1 25:36	0-1/2 17:20	INJ
24-Nov	@ STL			0-0/0 14:50	0-0/0 24:50	0-0/0 15:47	INJ
26-Nov	@ CAR			0-0/0 17:02	1-1/0 26:22	1-0/0 14:20	INJ
28-Nov	Vs CHI			0-0/0 15:04	0-0/0 25:23	0-0/1 15:58	INJ
30-Nov	Vs VAN			1-0/0 11:20	0-0/1 24:32	1-1/0 15:48	INJ
2-Dec	Vs ANA			0-0/1 15:09	0-0/0 1 25:07	0-0/0 20:31	INJ
4-Dec	Vs BOS			1-0/0 19:46	0-1/0 27:43	2-1/2 14:51	INJ
5-Dec	@ DAL			0-0/1 11:43	0-2/0 19:52	0-0/1 13:02	INJ
8-Dec	Vs VGK			1-0/0 16:01	0-0/3 1 28:08	0-0/0 16:52	INJ
13-Dec	@ VAN			0-0/0 14:36	1-1/3 20:47	1-2/0 16:27	0-0/0 08:23
14-Dec	@ EDM			0-0/0 07:52	0-2/0 25:02	0-1/0 11:10	0-0/0 12:27
16-Dec	@ CGY			0-0/0 15:29	0-0/0 1 25:49	0-0/0 15:15	0-0/0 09:09
19-Dec	Vs WPG			0-0/0 16:12	0-0/0 25:06	0-1/3 1 14:16	0-0/0 07:31
21-Dec	Vs CAR			0-0/1 2 14:12	0-0/3 2 24:45	DNP	0-0/0 13:38
23-Dec	@ DAL			0-0/1 15:10	0-0/1 1 24:44	0-0/1 15:44	0-0/2 1 09:56
27-Dec	@ STL			0-0/0 14:50	0-0/0 24:54	1-0/0 17:23	0-0/0 07:52
29-Dec	@ MIN			0-0/1 1 10:05	0-0/1 1 21:14	0-0/0 11 17:42	DNP
30-Dec	Vs MIN			0-1/0 13:24	0-0/0 1 24:05	0-0/0 17:49	1-0/0 11 10:26
2-Jan	@ VGK			0-0/1 1 15:34	0-0/0 1 20:23	0-0/0 18:39	0-0/0 14:08
4-Jan	@ ARI			0-0/0 14:27	0-0/0 23:13	1-0/0 15:46	0-1/0 11:58
6-Jan	@ LAK			0-0/2 1 14:46	0-0/1 23:30	0-0/1 15:57	1-0/0 08:43
9-Jan	Vs EDM			0-0/0 15:51	0-0/0 1 24:53	1-0/0 16:17	0-0/0 10:20
16-Jan	Vs VGK			0-0/0 13:30	0-0/0 23:11	0-0/0 17:38	0-0/0 09:34
18-Jan	Vs ARI			0-1/0 19:40	0-0/1 1 24:05	0-0/0 22:24	1-0/0 07:24
20-Jan	Vs FLA			1-2/3 14:57	DNP	0-1/0 17:39	0-0/0 11:22
23-Jan	Vs TBL			0-0/0 15:50	0-0/0 11:51	0-0/0 14:58	0-0/0 10:26
25-Jan	@ NJD			0-0/0 17:37	1-1/3 21:36	0-0/0 17:39	0-0/0 14:21
30-Jan	Vs CHI			0-0/0 16:22	0-0/0 22:23	0-1/0 16:15	0-1/0 12:46
1-Feb	Vs LAK			0-0/0 13:08	0-0/0 21:55	1-0/0 14:00	0-0/0 13:43
3-Feb	Vs NYR			0-0/0 14:39	0-0/0 22:13	0-1/0 14:51	0-0/0 13:47
5-Feb	@ NYI			0-2/0 24:54	0-1/0 21:04	0-1/0 15:54	0-0/0 12:49
7-Feb	@ TOR			0-0/1 17:23	0-0/0 1 24:07	0-0/0 21:26	0-0/1 12:34
8-Feb	@ OTT			1-2/0 17:25	0-0/0 23:05	0-0/0 13:18	0-2/2 12:22
10-Feb	@ MTL			0-1/0 17:32	0-0/1 1 24:29	0-0/0 14:53	1-0/0 10:02
13-Feb	Vs STL			0-0/0 18:32	0-1/0 24:12	0-1/0 13:10	0-0/0 15:40
15-Feb	Vs CGY			1-0/0 15:37	0-0/3 21:55	0-1/0 16:12	0-0/0 14:13
17-Feb	Vs DET			0-0/0 16:30	0-0/1 19:16	1-0/0 15:43	0-0/0 12:41
19-Feb	Vs OTT			0-0/1 14:31	0-2/2 22:22	1-0/0 15:01	0-0/0 11:38
20-Feb	@ DET			0-0/0 15:00	0-0/0 1 23:13	0-1/0 12:33	1-0/0 11:31
22-Feb	Vs SJS			1-2/3 14:56	1-2/4 20:41	1-1/0 13:03	1-0/0 2/3 09:30
25-Feb	Vs STL			0-0/1 16:04	0-0/0 22:20	0-1/0 15:25	1-0/0 13:36
27-Feb	@ WPG			0-0/0 16:22	1-0/2 1 23:19	2-0/0 13:17	0-0/2 2 10:37
1-Mar	@ EDM			0-1/0 14:40	0-0/0 23:13	0-0/0 13:32	1-0/0 13:39
2-Mar	@ VAN		1-0/2 10:45	0-0/2 1 16:30	0-1/2 25:54	DNP	DNP
4-Mar	@ COL		DNP	0-0/1 19:04	0-1/0 23:54	DNP	0-0/0 12:40
6-Mar	Vs DAL		0-0/0 10:17	1-0/0 12:49	0-0/2 25:36	0-0/0 13:39	0-0/0 09:25
8-Mar	Vs ANA		0-0/0 16:00	0-0/0 14:19	0-0/0 25:51	1-0/0 12:52	0-0/1 1 09:30
10-Mar	Vs NJD		0-0/0 10:26	0-0/0 15:18	1-0/1 22:26	0-0/0 17:28	0-0/0 09:47
13-Mar	Vs WPG		0-0/0 12:51	0-0/0 15:11	0-0/0 22:30	0-0/0 12:52	DNP
15-Mar	@ ARI		DNP	0-0/1 13:48	0-0/0 22:08	0-2/2 13:40	0-0/0 10:35
16-Mar	@ COL		0-0/0 1 12:51	0-1/0 13:59	0-0/0 21:48	0-2/2 13:48	DNP
19-Mar	@ BUF		1-0/0 2/1 13:17	0-0/0 16:07	0-0/0 22:11	0-0/0 13:15	0-1/0 11:47
22-Mar	Vs TOR		0-0/0 1 08:58	0-0/0 15:17	0-0/1 20:26	0-0/1 18:16	1-0/1 11:19
24-Mar	@ MIN		DNP	0-0/1 2 13:37	0-0/1 1 25:04	0-0/1 15:48	0-0/0 11:07
25-Mar	@ WPG		0-0/0 13:33	0-0/0 20:59	0-1/0 26:56	0-0/0 14:33	0-0/0 09:42
27-Mar	Vs MIN		0-0/0 13:02	0-0/0 21:56	0-0/0 19:52	0-0/0 14:55	0-0/0 09:52
29-Mar	Vs SJS		0-0/0 10:38	1-0/0 17:56	0-0/3 20:35	1-1/2 11:57	0-0/2 1 07:10
31-Mar	Vs BUF		0-0/0 13:34	1-1/0 17:43	1-1/0 20:16	0-1/4 1 14:41	0-0/0 1 16:35
1-Apr	@ TBL		0-0/0 01:07	0-0/0 16:31	0-1/0 23:22	1-0/2 13:42	DNP
3-Apr	@ FLA		0-0/0 11:39	0-0/0 11:46	0-0/0 22:02	0-0/1 15:37	DNP
5-Apr	@ WSH		DNP	0-0/0 12:11	0-0/1 19:33	2-0/0 13:54	DNP
7-Apr	Vs CBJ		DNP	0-1/2 13:04	0-0/0 19:08	0-1/2 11:26	0-1/0 1 14:33

Skaters: Goals-Assists (Game-Winning) Shots (+/-) TOI DNP: Did Not Dress WPG: Did Not Play INJ: Injured MIL: Milwaukee AHL) SJS: Suspended

PLAYER GAME-BY-GAME

DATE	OPP	#19 JARNKROK	#20 SALOMAKI	#22 FIALA	#25 EMELIN	#33 ARVIDSSON	#38 HARTMAN
5-Oct	@ BOS	0-1/20 12:44	0-0/10 14:15	0-0/0-2 14:28	0-0/0/0 09:47	1-1/40 16:59	
7-Oct	@ PIT	0-0/1-1 18:27	0-0/1/0 13:29	DNP	DNP	0-0/4-1 16:47	
10-Oct	Vs PHI	0-0/2-1 17:24	0-0/1/0 09:09	0-2/1-1 13:15	0-0/1-1 19:30	0-0/3/0 19:26	
12-Oct	Vs DAL	0-0/1/0 10:59	DNP	0-0/2/0 13:59	0-0/0/0 23:36	1-0/6/2 17:55	
14-Oct	@ CHI	0-0/2/0 17:30	0-0/1/0 15:00	0-0/0/0 11:41	0-0/2/0 18:23	0-0/5/0 18:49	
17-Oct	Vs COL	0-0/1/0 14:47	DNP	0-0/1/0 16:47	0-0/0/2 17:08	1-1/5/1 18:36	
19-Oct	@ PHI	0-0/1/0 17:03	0-0/3/0 13:56	0-1/2/1 14:58	0-0/1/0 20:25	0-0/2/0 19:08	
21-Oct	@ NYR	0-0/1-1 13:15	0-0/2/1-2 08:01	0-0/3-1 15:25	0-0/0/0 11:23	0-0/0/2 18:41	
24-Oct	Vs CGY	0-0/0/0 19:02	DNP	0-0/2/0 10:25	0-0/0/0 20:46	0-0/5/0 18:57	
27-Oct	@ CHI	1-0/1/1 15:48	0-0/1/0 10:29	0-1/0/0 12:29	0-0/3/1 16:07	0-0/5/1 16:37	
28-Oct	Vs NYI	0-0/0/1 15:30	0-0/2/0 13:30	0-1/2/1 17:56	0-0/1/0 16:57	0-0/0/0 13:16	
1-Nov	@ SJS	0-1/0/0 14:22	0-0/0/1-2 05:17	0-0/0/0 14:43	0-0/0/1 14:39	0-0/3/0 20:44	
3-Nov	@ ANA	0-0/1/2 14:20	DNP	0-1/1/1 11:28	0-0/0/1-2 19:08	1-0/0/2/1 18:16	
4-Nov	@ LAK	0-0/1/0 18:00	1-0/2/0 15:03	0-0/0/1 12:18	0-0/0/2 22:35	1-0/0/0/1/1 20:16	
7-Nov	@ CBJ	1-0/0/1 22 16:32	0-2/3/2 15:50	0-1/1/0 13:32	0-0/0/0 18:24	1-1/2/2 18:27	
11-Nov	Vs PIT	1-0/3/0 15:33	0-1/0/0 12:09	0-0/3-1 16:02	0-0/1-2 19:49	0-1/1/2 19:45	
14-Nov	Vs WSH	1-0/3/2 12:47	1-0/2/2 09:32	1-1/0/0 4/2 14:58	0-0/0/0 19:38	0-0/1/0 18:00	
16-Nov	@ MIN	0-0/0/0 14:39	0-0/1/0 08:59	0-0/4/1-2 16:57	0-0/0/0 19:23	1-1/6/2 18:11	
18-Nov	Vs COL	0-0/0/1 17:32	0-0/0/1 17:44	0-2/1/0 12:37	0-0/0/0 19:29	1-0/1/1 19:46	
20-Nov	Vs WPG	0-0/1/0 16:17	0-0/1/0 11:12	1-1/3/0 16:06	0-0/2/0 20:28	0-2/3/1 17:37	
22-Nov	Vs MTL	0-0/3/0 16:32	0-0/0/0 06:41	0-0/3/0 19:07	0-0/1/1 20:19	0-0/3/1 20:49	
24-Nov	@ STL	0-0/1/0 16:08	0-0/0/0 10:13	0-0/2/0 10:50	0-0/1/0 21:15	0-0/4/1 17:56	
26-Nov	@ CAR	0-0/3/1 17:03	DNP	0-1/1/0 14:25	0-0/3/1 20:42	1-0/4/1 19:33	
28-Nov	Vs CHI	0-0/1/0 14:35	0-0/0/0 10:58	0-0/0/1 14:12	0-0/2/0 17:23	0-1/2/1 20:03	
30-Nov	Vs VAN	0-1/2/1 11:22	0-0/1/0 08:37	0-0/4/1-2 14:34	0-0/0/0 18:12	0-0/2/1-3 21:58	
2-Dec	Vs ANA	1-0/3/0 17:06	DNP	1-0/6/0 21:22	0-0/1/0 20:01	0-1/2/1 19:16	
4-Dec	Vs BOS	0-0/0/1 17:45	0-0/0/0 08:03	1-1/0/0 2/2 13:11	0-1/1/0 18:48	0-1/3/1 17:06	
5-Dec	@ DAL	1-1/3/2 17:42	DNP	1-0/4/1 14:58	0-1/1/1 22:32	0-0/4/1 16:13	
8-Dec	Vs VGK	1-0/3/0 19:07	DNP	0-1/5/1 15:58	0-0/1/2 17:51	1-1/8/0 21:21	
13-Dec	@ VAN	1-0/4/2 14:53	DNP	1-1/4/2 15:05	0-0/0/2 20:01	1-0/0/0/1/1 14:20	
14-Dec	@ EDM	0-1/1/1 16:54	DNP	1-0/2/1 12:46	0-0/1/0 19:06	0-0/3/0 16:31	
16-Dec	@ CGY	0-0/0/0 16:34	DNP	1-0/3/1 14:39	0-0/4/0 19:20	0-1/3/1 17:50	
19-Dec	Vs WPG	1-0/1/0 14:56	DNP	1-1/3/1 11:59	0-0/1/1 17:52	0-0/5/1 17:54	
21-Dec	Vs CAR	0-0/0/1 16:08	0-0/0/0 06:43	1-0/8/1 15:43	0-0/0/0 19:04	0-0/4/0 15:51	
23-Dec	@ DAL	1-0/2/1 15:20	DNP	0-0/3/1 17:01	1-0/3/2 20:10	0-1/2/1 18:29	
27-Dec	@ STL	1-0/0/0/1 11:30	DNP	0-0/0/0 16:20	0-0/0/1 17:37	0-0/0/0 18:23	
29-Dec	@ MIN	0-0/1/0 14:48	0-0/1/1 16:32	0-0/4/0 16:44	0-1/0/1 21:24	0-0/2/1 19:17	
30-Dec	Vs MIN	0-2/2/1 20:00	DNP	0-0/1/0 17:57	0-0/5/0 17:08	1-0/3/1 19:07	
2-Jan	@ VGK	0-0/1/0 20:02	0-0/0/0 06:01	0-0/0/1-2 20:36	0-0/0/0 18:18	0-0/4/1 20:08	
4-Jan	@ ARI	0-0/0/0 15:33	0-0/1/0 11:40	0-0/4/1 17:30	0-0/0/0 20:07	0-0/2/1 18:30	
6-Jan	@ LAK	0-1/0/2 14:03	0-1/0/2 10:41	0-0/2/1 16:07	0-0/0/0 15:10	0-0/0/0 14:16	
9-Jan	Vs EDM	0-0/1/0 15:26	0-0/0/0 12:54	0-0/3/1 13:07	0-0/0/0 15:27	1-1/0/0 2/0 16:57	
9-Jan	Vs VGK	0-0/2/1 18:01	0-0/2/0 10:14	1-0/0/0/1 16:39	0-0/0/1 14:26	INJ	
18-Jan	Vs ARI	0-0/2/0 20:10	0-1/1/1 11:39	0-0/5/0 20:40	0-0/1/0 13:44	INJ	
20-Jan	Vs FLA	0-0/0/3 16:40	0-0/1/1 13:38	2-0/4/3 18:04	0-0/0/1 17:59	0-0/2/1 16:10	
23-Jan	Vs TBL	0-0/2/1 18:11	0-0/2/1 11:09	0-0/1/0 15:58	0-0/1/1 16:33	1-0/3/1-2 16:42	
25-Jan	@ NJD	0-0/2/0 15:16	0-0/0/0 09:47	0-1/3/1 15:48	0-0/1/0 16:14	1-1/1/3 15:45	
30-Jan	Vs CHI	0-0/5/0 16:50	0-0/0/1-2 08:01	0-0/4/0 18:45	0-0/0/0 12:56	0-0/2/0 17:03	
1-Feb	Vs LAK	1-0/3/1 14:24	0-1/1/0 10:23	0-1/3/0 16:35	0-0/0/0 15:38	1-0/2/1 16:44	
3-Feb	Vs NYR	0-0/2/0 15:55	0-0/0/1 09:19	2-0/2/1 16:31	0-0/1/0 14:46	1-1/3/2 16:35	
5-Feb	@ NYI	1-0/3/0 15:25	0-0/0/1 17:20	2-0/2/3 15:57	0-0/0/0 15:34	1-1/4/1 20:55	
7-Feb	@ TOR	0-0/4/1 17:11	0-0/4/1 10:42	0-0/1/0 16:46	0-0/0/0 14:12	1-0/5/0 20:01	
8-Feb	@ OTT	1-0/3/1 18:40	0-0/0/1 19:26	0-0/1/1 14:30	0-0/0/0 14:07	0-0/1/0 17:47	
10-Feb	@ MTL	0-0/1/0 18:53	0-0/0/0 08:37	1-0/3/1 13:56	0-0/0/0 11:10	0-1/4/1 17:30	
13-Feb	Vs STL	1-0/3/0 17:05	0-0/0/0 06:39	0-0/1/0 14:04	0-0/0/0 13:29	0-0/2/1 17:56	
15-Feb	Vs CGY	0-0/0/0 14:35	0-0/0/1 18:34	0-0/5/1 18:16	0-0/0/1 10:45	0-1/1/0 17:43	
17-Feb	Vs DET	0-0/1/0 15:55	0-0/1/1 06:26	0-0/1/0 16:52	DNP	0-0/0/1-2 18:59	
19-Feb	Vs OTT	0-0/1/1 15:26	0-0/0/0 09:47	0-2/1/1 17:59	0-0/3/0 16:26	2-0/5/2 18:43	
20-Feb	@ DET	0-0/0/1 14:37	0-0/1/0 13:02	0-0/0/0 12:56	0-0/3/0 12:20	1-0/0/0 16:51	
22-Feb	Vs SJS	1-1/1/3 14:58	0-0/1/0 10:49	1-0/5/1 15:12	0-0/1/0 15:13	1-1/6/1 17:05	
25-Feb	Vs STL	0-1/2/1 18:05	0-0/1/0 07:25	1-0/3/1 15:58	0-0/2/1 13:28	0-0/2/0 14:39	
27-Feb	@ WPG	0-1/2/1 14:55	DNP	0-0/2/2 10:12	0-0/1/0 09:23	0-2/1/0 17:16	
1-Mar	@ EDM	0-1/2/0 15:11	DNP	0-0/2/0 14:45	0-0/0/2 14:50	2-0/0/0 17:22 16:22	
2-Mar	@ VAN	1-1/0/0/1 14:14	0-0/3/1 08:33	1-0/2/1 15:19	0-0/1/0 19:47	0-2/4/2 19:29	
4-Mar	@ COL	0-0/1/1 15:41	0-0/1/0 08:03	0-1/2/1 14:30	0-0/1/1 20:51	0-1/4/1 18:37	
6-Mar	Vs DAL	0-0/0/0 13:24	DNP	0-0/2/0 13:36	0-0/0/0 19:16	0-0/5/0 18:00	
8-Mar	Vs ANA	0-0/1/0 12:07	DNP	DNP	0-0/1/0 21:06	1-1/3/0 14:54	
10-Mar	Vs NJD	DNP	DNP	0-0/4/2 17:05	0-0/0/1 12:32	0-0/2/1 21:22	
13-Mar	Vs WPG	0-0/1/0 13:35	DNP	1-0/5/1 13:13	0-0/2/0 12:01	0-1/7/1 15:09	
15-Mar	@ ARI	DNP	0-0/0/0 09:29	1-1/0/0 6/3 16:06	0-0/1/0 16:22	0-0/3/1 17:47	
16-Mar	@ COL	DNP	0-0/0/1 10:14	0-0/0/0 13:28	DNP	0-1/0/0 16:08	
19-Mar	@ BUF	DNP	0-1/0/1 12:21	0-0/1/0 14:17	0-1/0/2 18:48	0-2/5/2 14:58	
22-Mar	Vs TOR	DNP	DNP	0-0/3/0 15:17	0-0/0/1 09:15	1-0/3/0 17:39	
24-Mar	@ MIN	DNP	0-0/0/0 09:19	0-0/4/0 14:07	DNP	0-0/1/0 20:24	
25-Mar	@ WPG	DNP	0-0/2/0 10:20	0-1/1/0 08:42	DNP	1-1/4/1 19:28	
27-Mar	Vs MIN	DNP	0-0/0/3 13:15	0-0/0/1 13:41	0-0/0/0 13:06	0-0/4/1 18:45	
29-Mar	Vs SJS	DNP	0-0/1/1 11:19	0-1/1/2 14:23	0-0/0/1 11:22	1-1/2/1 17:36	
31-Mar	Vs BUF	DNP	DNP	0-1/2/0 13:15	0-0/0/1 14:39	0-0/0/0 06:22	
1-Apr	@ TBL	DNP	0-0/0/1 11:24	0-0/1/0 13:44	DNP	DNP	
3-Apr	@ FLA	DNP	DNP	0-0/2/0 17:50	0-0/0/1 11:35	0-0/6/0 16:13	
5-Apr	@ WSH	DNP	0-0/0/0 11:39	0-0/1/0 13:02	0-0/0/0 13:47	0-1/4/1 15:43	
7-Apr	Vs CBJ	DNP	0-0/3/1 13:02	0-0/4/0 16:46	0-0/1/0 15:57	DNP	

2017-18

## PLAYER GAME-BY-GAME

DATE	OPP.	#46 ABERG	#51 WATSON	#52 IRWIN	#55 MCLEOD	#59 JOSI	#76 SUBBAN
5-Oct	@ BOS	DNP	0-0/0/10.22	0-0/0/11.53	0-0/0/0.455	0-0/5/-2.759	0-15/1/28.01
7-Oct	@ PIT	0-0/3/-11.45	0-0/0/11.48	0-0/2/11.623	0-0/0/0.06.44	0-0/2/-12.244	0-0/1/-3/25.02
10-Oct	Vs PHI	0-1/2/2.12.26	0-0/1/0.13.24	0-0/0/15.10	0-0/1/0.07.39	DNP	0-3/10/24.35
12-Oct	Vs DAL	0-0/0/0.16.13	0-0/0/14.06	0-0/2/14.06	0-1/0/1.07.13	DNP	1-14/3/28.41
14-Oct	@ CHI	0-0/1/0.08.43	0-0/0/12.21	0-0/4/-11.64.3	DNP	DNP	0-13/0/26.43
17-Oct	Vs COL	0-0/0/0.09.55	1-0/1/08.47	0-0/1/0.13.20	0-0/0/1.04.45	1-10(W)/1/1.22.30	0-0/3/2/25.54
19-Oct	@ PHI	DNP	0-0/2/0.11.28	0-0/1/0.11.20	0-0/0/0.07.11	0-0/5/1.25.11	0-0/1/1/23.41
21-Oct	@ NYR	DNP	0-0/0/0.12.20	0-0/0/1.10.25	0-0/0/0.05.07	0-1/2/1.27.31	0-0/3/-2/25.52
24-Oct	Vs CGY	0-0/1/-11.14.16	0-0/0/0.16.49	0-0/1/0.11.22	0-0/0/0.05.21	1-14/-2/27.00	0-1/0/0/28.29
27-Oct	@ CHI	0-0/0/1.08.57	0-0/0/0.13.36	DNP	DNP	0-0/7/-11.26.41	0-1/1/-1/24.52
28-Oct	Vs NYI	0-0/1/0.07.26	0-0/1/0.13.53	DNP	DNP	0-0/3/-1/22.49	0-0/5/0/22.57
1-Nov	@ SUS	DNP	0-0/2/0.13.20	0-0/1/-1/13.57	0-0/0/-1/04.17	1-04/1/27.03	0-0/2/1/21.21
3-Nov	@ ANA	0-1/0/1.09.10	0-1/1/3.15.15	1-0/2/2.15.20	0-0/1/1.08.39	1-16/3/24.06	1-0/3/1/22.01
4-Nov	@ LAK	DNP	0-2/0/1.12.39	0-0/0/0.15.55	0-0/0/0.05.11	0-0/3/1/27.09	1-10/12/25.44
7-Nov	@ CBJ	DNP	0-0/2/1/12.40	1-0/1/1.10.48	0-0/1/0.08.24	0-0/3/0/23.33	0-0/3/0/23.45
11-Nov	Vs PIT	MIN	0-0/3/-1/13.59	0-0/0/1.12.52	0-0/0/0.05.43	0-0/3/-1/29.53	1-0/2/1/22.47
14-Nov	Vs WSH	MIN	0-0/0/1/14.42	0-1/1/1.16.55	0-0/2/1/19.45	0-1/2/2/19.22	0-0/0/0/24.20
16-Nov	@ MIN	MIN	0-0/0/1/12.20	0-0/0/0.11.12	0-0/1/0.08.39	1-0/2/0.24.37	0-0/2/1/24.15
18-Nov	Vs COL	MIN	0-0/0/0.03.10	0-0/1/0.15.32	0-0/2/-1/07.27	0-2/5/1/21.26	0-2/3/0/24.33
20-Nov	Vs WPG	0-0/0/0.12.49	SUS	0-0/0/1/13.52	0-0/0/1/08.51	0-2/5/0.23.50	0-2/2/1/22.26
22-Nov	Vs WTL	0-0/2/0.06.59	SUS	0-0/3/0.12.35	DNP	0-0/2/-1/26.45	0-1/1/1/24.04
24-Nov	@ STL	0-0/1/0.11.59	1-0/2/1.12.08	0-0/0/0.13.34	DNP	0-0/4/1/25.23	0-1/2/2/21.04
26-Nov	@ CAR	0-0/2/-1/06.57	0-0/1/0.09.36	0-0/2/-1/14.40	DNP	0-13/-1/27.32	0-0/1/2/24.26
28-Nov	Vs CHI	0-0/0/0.08.52	1-0/2/0.11.58	0-1/1/-1/14.04	DNP	1-00(W)/2/1.23.15	0-0/4/0/22.19
30-Nov	Vs VAN	DNP	0-0/0/1/13.42	0-1/1/0.13.09	DNP	0-1/1/-2/23.27	0-0/2/1/24.26
2-Dec	Vs ANA	DNP	0-0/0/0.14.16	0-0/2/0.13.07	0-0/0/0.04.35	0-0/4/-1/28.16	0-0/2/0/23.07
4-Dec	Vs BOS	0-0/0/0.12.14	0-0/3/0.15.20	0-0/1/0.11.35	DNP	0-13/2/27.07	0-0/3/1/21.67
5-Dec	@ DAL	1-0(W)/2/1.04.04	0-13/1.14.22	DNP	1-0/2/1.11.55	0-1/1/0.18.46	0-0/3/2/23.53
8-Dec	Vs VGK	0-1/0/1.10.50	0-0/2/0.11.13	DNP	0-0/1/0.04.49	0-0/6/-1/31.17	0-0/1/2/23.33
13-Dec	@ VAN	0-0/4/2.15.52	0-0/3/0.13.35	0-0/2/1/15.06	DNP	0-15/3/22.25	2-04/2/22.07
14-Dec	@ EDM	1-0(W)/1/1.13.10	0-0/1/0.12.57	0-0/1/0.12.37	DNP	1-0/2/1/24.20	0-1/0/0/22.10
16-Dec	@ CGY	0-0/0/0.08.48	0-0/0/0.05.28	DNP	DNP	0-0/1/1/25.15	0-1/2/1/22.46
19-Dec	Vs WPG	0-0/1/0.08.25	0-0/2/1/12.25	0-0/0/0.12.37	DNP	0-0/3/-1/26.24	1-0/3/-2/23.41
21-Dec	Vs CAR	0-0/0/-2/10.18	0-1/0/1/0.59	0-0/0/0.11.54	DNP	0-0/2/-2/25.26	0-1/2/1/24.48
23-Dec	@ DAL	DNP	0-0/0/0.15.36	DNP	0-0/1/0.08.08	0-0/5/-1/25.50	0-13/2/26.34
27-Dec	@ STL	0-0/2/1/10.29	0-0/0/0.14.01	0-1/2/1.12.38	DNP	0-14/1/25.34	0-0/1/-1/23.39
29-Dec	@ MIN	0-0/3/-1/10.28	0-0/1/-1/09.36	0-0/1/-1/12.28	DNP	0-14/-2/25.07	1-16/0/26.07
30-Dec	Vs MIN	DNP	0-0/0/0.10.25	0-1/0/1.13.39	0-0/1/0.06.04	0-0/2/0.22.50	1-13/1/24.30
2-Jan	@ VGK	DNP	0-0/1/0.06.34	DNP	0-0/3/-1/22.49	0-0/3/0.21.52	0-0/3/0.25.50
4-Jan	@ ARI	0-0/2/0.15.32	0-0/3/0.11.01	DNP	DNP	0-0/1/0.24.07	0-0/3/1/22.11
6-Jan	@ LAK	0-0/0/0.08.11	2-0(W)/3/2.15.02	DNP	DNP	1-0/3/1/22.00	0-2/1/0.26.06
9-Jan	Vs EDM	0-0/1/-1/11.07	0-1/0/0.16.53	DNP	DNP	0-1/1/0.20.58	0-1/2/-1/24.34
16-Jan	Vs VGK	0-0/0/0.11.24	0-0/2/0.14.31	0-0/1/0.12.54	DNP	0-0/2/0.23.01	0-13/1/24.12
18-Jan	Vs ARI	0-0/1/0.07.43	0-0/1/1.13.57	0-0/5/-1/16.58	DNP	0-2/5/1.24.34	0-0/3/0.23.10
20-Jan	Vs FLA	0-0/1/1.12.36	0-0/1/-1/12.24	0-0/3/2.16.18	DNP	0-0/4/-1/24.06	1-0(W)/2/1/20.19
23-Jan	Vs TBL	0-1/2/0.12.20	0-0/1/3.13.39	0-1/1/0.14.48	DNP	0-16/0.23.01	0-1/1/-2/23.59
25-Jan	@ NJD	0-0/1/1.11.58	0-0/0/0.10.01	0-0/1/1.15.03	DNP	0-0/2/0.24.14	1-1(W)/2/2/20.26
30-Jan	Vs CHI	0-0/1/0.14.32	0-0/1/2.08.47	0-0/0/0.14.37	DNP	0-0/2/-1/23.10	0-0/5/0.24.06
1-Feb	Vs LAK	DNP	0-0/1/1.12.34	DNP	0-0/3/2.22.34	0-1/1/1.23.58	0-1/1/1.23.58
3-Feb	Vs NYR	DNP	0-0/0/1.12.05	DNP	0-1/3/0.22.12	1-15/4.23.14	0-1/1/1.23.58
5-Feb	@ NYI	0-0/1/0.12.44	0-0/2/-1/11.39	DNP	1-0(W)/4/3.27.45	0-1/9/-2/22.57	0-1/9/-2/22.57
7-Feb	@ TOR	0-1/2/0.09.20	0-0/2/0.13.23	DNP	0-0/3/2.24.42	0-0/2/-2/25.52	2-04/2/22.36
8-Feb	@ OTT	0-0/1/0.11.64	0-0/1/1.12.10	DNP	0-1/6/1.25.52	0-1/6/1.25.52	0-1/6/1.25.52
10-Feb	@ MTL	DNP	0-0/1/1.13.33	DNP	0-0/3/1.26.51	0-0/1/1.26.51	0-0/1/1.26.51
13-Feb	Vs STL	DNP	2-0/2/2.12.28	DNP	0-13/1/21.50	0-16/0.25.01	0-16/0.25.01
15-Feb	Vs CGY	0-1/1/0.08.02	0-0/0/1.11.05	DNP	0-0/5/0.28.28	0-0/2/1/23.50	0-0/2/1/23.50
17-Feb	Vs DET	DNP	0-0/1/-1/07.33	0-0/3/-1/11.07	0-0/1/1.26.31	0-13/-2/23.37	0-13/-2/23.37
19-Feb	Vs OTT	DNP	0-0/2/0.10.49	DNP	1-16/0.20.54	0-04/2/23.50	0-04/2/23.50
20-Feb	@ DET	DNP	0-0/1/-1/17.17	DNP	0-24/0.23.56	0-1/1/0.25.14	0-1/1/0.25.14
22-Feb	Vs SJS	DNP	0-0/3/0.13.48	DNP	0-2/2/1/23.45	0-24/2/19.37	0-24/2/19.37
25-Feb	Vs STL	DNP	1-0/2/1.11.22	DNP	0-10/2.21.17	0-0/3/1.25.35	0-0/3/1.25.35
27-Feb	@ WPG	DNP	0-0/1/0.11.22	DNP	0-5/2/1/24.43	0-0/1/0.26.52	0-0/1/0.26.52
1-Mar	@ EDM	DNP	1-0/2/1.10.12	DNP	0-0/3/2.21.40	0-0/1/0.23.10	0-0/1/0.23.10
2-Mar	@ VAN	DNP	0-0/0/1.11.42	0-0/1/1.11.36	DNP	0-14/1.22.54	0-14/1.22.54
4-Mar	@ COL	DNP	1-0/3/1.10.39	0-0/1/0.12.31	DNP	0-13/1/0.24.11	0-13/1/0.24.11
6-Mar	Vs DAL	DNP	0-1/0/2.11.40	0-0/0/0.09.59	DNP	0-0/2/0.25.15	0-0/2/0.25.15
8-Mar	Vs ANA	DNP	1-0(W)/1/1.18.39	DNP	DNP	0-0/2/0.27.27	0-0/2/0.27.27
10-Mar	Vs NJD	DNP	0-0/2/-1/11.49	DNP	DNP	0-13/1/1.25.50	0-0/6/-1/25.50
13-Mar	Vs WPG	DNP	1-0(W)/2/1.13.03	DNP	0-13/2.23.58	0-0/0/1.24.11	0-0/0/1.24.11
15-Mar	@ ARI	DNP	0-0/2/0.14.09	DNP	0-0/3/0.22.08	0-0/1/0.23.10	0-0/1/0.23.10
16-Mar	@ COL	DNP	0-0/0/-1/13.11	0-0/1/0.13.02	0-13/2.23.26	0-15/0.23.20	0-15/0.23.20
19-Mar	@ BUF	DNP	DNP	DNP	0-0/1/2.20.58	0-0/1/3.20.54	0-0/1/3.20.54
22-Mar	Vs TOR	DNP	0-1/0/1.09.18	0-0/0/1.13.10	0-0/2/0.23.29	0-13/-1/25.07	0-13/-1/25.07
24-Mar	@ MIN	DNP	0-0/2/-1/08.23	DNP	0-0/4/-2/25.51	0-1/1/-1/26.10	0-1/1/-1/26.10
25-Mar	@ WPG	DNP	DNP	0-0/0/0.09.46	DNP	0-13/0.21.57	0-13/0.21.57
27-Mar	Vs MIN	DNP	0-0/2/0.14.42	DNP	1-0/3/0.23.53	0-0/2/0.25.41	0-0/2/0.25.41
29-Mar	Vs SJS	DNP	0-0/1/-1/10.33	DNP	0-0/3/0.25.26	0-14/3.24.50	0-14/3.24.50
31-Mar	Vs BUF	DNP	1-13/1.17.05	DNP	0-15/1/1.25.11	1-0/2/-1/25.11	1-0/2/-1/25.11
1-Apr	@ TBL	DNP	0-0/3/1/11.43	0-0/2/0.12.48	0-04/0.23.02	0-2/0/2.23.50	0-2/0/2.23.50
3-Apr	@ FLA	DNP	0-0/0/1.14.14	0-0/2/-1/13.12	1-06/0.24.35	0-0/5/0.24.52	0-0/5/0.24.52
5-Apr	@ WSH	DNP	0-0/0/0.12.34	0-0/0/0.09.53	1-12/2.25.18	0-1/1/-1/21.12	0-1/1/-1/21.12
7-Apr	Vs CBJ	DNP	1-0/2/2.12.34	0-0/0/-1/18.28	DNP	0-0/2/0.20.01	0-0/2/0.20.01

Skaters: Goals-Assists (Game-Winning) Shots (+/-) TOI DND: Did Not Dress DNP: Did Not Play INJ: Injured MIL: Milwaukee (AML) SUS: Suspended



PLAYER GAME-BY-GAME

DATE	OPP	#92 JOHANSEN	#94 GIRARD	#35 RINNE	#39 LINDBACK	#74 SAROS
5-Oct	@ BOS	0-2/0 21:47	DNP	3/21 L 56:36		DND
7-Oct	@ PIT	0-0-0/1 17:57	DNP	DND		4/34 L 60:00
10-Oct	Vs PHI	0-1/1 15:59	0-1/0-1 18:52	5/30 W 58:52		DND
12-Oct	Vs DAL	0-1/2 17:13	1-1/0 21:25	1/31 W 60:00		DND
14-Oct	@ CHI	0-0-4/1 18:20	0-0-1/1 16:57	2/35 O 63:05		DND
17-Oct	Vs COL	0-0-3/1 20:04		1/21 W 59:36		DND
19-Oct	@ PHI	0-0-0/0 17:39	DNP	0/28 W 60:00		DND
21-Oct	@ NYR	0-1-2/0 22:36	DNP	DND		3/4 L 58:55
24-Oct	Vs CBY	0-1-4/1 21:03	DNP	2/32 O 65:00		DND
27-Oct	@ CHI	0-0-0/1 20:54	0-0-3/0 13:32	1/44 W 59:34		DND
28-Oct	Vs NYI	0-0-0/1 18:04	DNP	DND		6/23 L 60:00
1-Nov	@ SJS	0-0-1/0 18:13	0-0-0/-2 13:47	4/23 L 60:00		DND
3-Nov	@ ANA	0-0-1/1 20:27	DNP	3/38 W 59:42		DND
4-Nov	@ LAK	0-1-0/0 19:36	DNP	DND		3/39 W 64:40
7-Nov	@ CBJ	0-0-1/0 14:12	DNP	1/26 W 59:47		DND
11-Nov	Vs PIT	0-1-2/1 18:11		4/30 W 65:00		DND
14-Nov	Vs WSH	0-0-2/0 19:02		3/29 W 59:46		DND
16-Nov	@ MIN	1-2/13 17:48		5/25 L 59:17	DND	MIN
18-Nov	Vs COL	0-0-0/1 20:02		2/31 W 59:57	DND	MIN
20-Nov	Vs WPG	1-1-3/2 16:22		3/35 W 59:43	MIL	DND
22-Nov	Vs MTL	0-1/1-2 19:12		2/29 W 65:00	MIL	DND
24-Nov	@ STL	1-1(W) 2/2 17:31		0/34 W 60:00	MIL	DND
26-Nov	@ CAR	0-0-5/1 21:44		DND		3/36 O 64:04
28-Nov	Vs CHI	0-1/1 19:34		2/29 W 60:00	MIL	DND
30-Nov	Vs VAN	0-0-3/-3 22:20		4/31 L 58:46	DND	MIN
2-Dec	Vs ANA	0-0-1/0 10:26		2/35 W 65:00	DND	MIN
4-Dec	Vs BOS	DNP		3/40 W 60:00	MIL	DND
5-Dec	@ DAL	DNP		DND		2/45 W 60:00
8-Dec	Vs VGK	INJ		3/39 O 64:57	MIL	MIN
13-Dec	@ VAN	0-2/1/2 16:06		1/26 W 60:00	MIL	DND
14-Dec	@ EDM	0-0-0/0 17:00		DND		0/46 W 60:00
16-Dec	@ CGY	1-0(W) 3/1 19:44		0/32 W 59:51	MIL	DND
19-Dec	Vs WPG	0-1/0-1 21:25		5/35 L 58:45	MIL	DND
21-Dec	Vs CAR	0-0-2/0 18:07		4/6 L 06:29	MIL	0/26 53:31
23-Dec	@ DAL	1-2/1 20:12		DND		3/28 O 65:00
27-Dec	@ STL	0-0-2/0 18:47		1/30 W 59:44	MIL	DND
29-Dec	@ MIN	0-0-2/-1 19:47		3/37 L 58:10	MIL	DND
30-Dec	Vs MIN	0-1/0 19:02		DND		0/29 W 60:00
2-Jan	@ VGK	0-0-0/-2 21:04		2/30 L 58:04	MIL	DND
4-Jan	@ ARI	0-0-2/-1 17:21		DND		3/25 O 62:19
6-Jan	@ LAK	0-1-3/1 18:17		3/29 W 60:00	MIL	DND
9-Jan	Vs EDM	0-1-2/0 19:35		1/26 W 59:09	MIL	DND
16-Jan	Vs VGK	0-0-0/0 14:01		DND		0/43 W 59:44
18-Jan	Vs ARI	0-0-1/0 20:12		2/29 W 65:00	MIL	DND
20-Jan	Vs FLA	0-0-0/-1 17:32		3/40 W 59:53	MIL	DND
23-Jan	Vs TBL	0-1-2/-3 17:40		DND		4/31 O 61:45
25-Jan	@ NJD	0-1/0 17:06		0/27 W 59:59	MIL	DND
30-Jan	Vs CHI	0-0-3/0 18:25		DND		2/31 L 58:35
1-Feb	Vs LAK	0-3-3/1 16:54		0/19 W 60:00	MIL	DND
3-Feb	Vs NYR	0-1/3 15:58		2/22 W 60:00	MIL	DND
5-Feb	@ NYI	1-0-2/0 19:56		4/28 W 61:55	MIL	DND
7-Feb	@ TOR	0-0-3/0 20:16		2/32 O 65:00	MIL	DND
8-Feb	@ OTT	0-0-1/-1 19:36		DND		4/36 O 63:01
10-Feb	@ MTL	0-1/1 18:15		2/49 W 64:49	MIL	DND
13-Feb	Vs STL	0-0-1/1 19:37		3/31 W 60:53	MIL	DND
15-Feb	Vs CBY	1-1,3/1 22:40		4/31 L 57:00	MIL	DND
17-Feb	Vs DET	0-0-2/-2 20:58		DND		2/33 L 58:50
19-Feb	Vs OTT	0-1/1/2 19:30		2/38 W 59:28	MIL	DND
20-Feb	@ DET	0-0-1/1 16:44		DND		2/36 W 59:50
22-Feb	Vs SJS	1-1/1 17:22		1/34 W 59:51	MIL	DND
25-Feb	Vs STL	0-1/1/1 16:51		0/27 W 60:00	MIL	DND
27-Feb	@ WPG	1-0-2/0 18:00		5/39 W 60:00	MIL	DND
1-Mar	@ EDM	0-0-6/2 18:53		2/36 W 60:00	MIL	DND
2-Mar	@ VAN	0-0-2/0 14:53		DND		3/27 W 60:42
4-Mar	@ COL	0-1/1/1 19:03		3/25 W 60:10	MIL	DND
6-Mar	Vs DAL	0-0-4/0 22:35		0/26 W 60:00	MIL	DND
8-Mar	Vs ANA	1-1/1 14:49		2/33 W 59:55	MIL	DND
10-Mar	Vs NJD	1-0-1/0 21:43		DND		2/27 O 63:57
13-Mar	Vs WPG	0-0-2/0 16:32		1/33 W 60:00	MIL	DND
15-Mar	@ ARI	0-0-0/0 19:50		2/34 W 59:53	MIL	DND
16-Mar	@ COL	0-0-1/1 17:32		DND		2/35 W 60:00
19-Mar	@ BUF	1-0-1/1 16:56		0/35 W 60:00	MIL	DND
22-Mar	Vs TOR	0-0-1/0 20:12		5/28 L 59:45	MIL	DND
24-Mar	@ MIN	1-0-3/-1 19:21		3/29 L 59:20	MIL	DND
25-Mar	@ WPG	0-1-2/2 19:05		DND		4/47 O 64:48
27-Mar	Vs MIN	0-0-1/-1 21:04		1/23 W 64:34	MIL	DND
29-Mar	Vs SJS	0-1-0/2 20:43		DND		3/42 W 59:55
31-Mar	Vs BUF	0-1-3/0 18:28		6/29 L 40:00	MIL	1/7/18 17:34
1-Apr	@ TBL	1-0/3 15:20		DND		1/30 W 60:00
3-Apr	@ FLA	0-0-3/-1 17:57		2/33 L 58:12	MIL	DND
5-Apr	@ WSH	1-1(W) 2/1 16:47		DND		3/32 W 60:00
7-Apr	Vs CBJ	0-1-2/-1 15:42		1/23 W 40:00	MIL	1/8/18 20:00

2017-18

MAN-GAMES LOST

PLAYER	TYPE OF INJURY	DATES MISSED	GAMES MISSED
Ryan Ellis	Knee	10/5 - 12/30	38
Kevin Fiala	Upper-body	10/7	1
Colton Sissons	Lower-body	10/10	1
Roman Josi	Lower-body	10/10 - 10/14	3
Yannick Weber	Upper-body	10/14 - 10/19	3
Nick Bonino	Lower-body	10/17 - 11/11	11
Yannick Weber	Lower-body	11/14 - 12/2	10
Scott Hartnell	Lower-body	11/14 - 12/8	13
Austin Watson	Suspension	11/20 - 11/22	2
Ryan Johansen	Upper-body	12/4 - 12/8	3
Filip Forsberg	Upper-body	12/30 - 1/30	11
Viktor Arvidsson	Lower-body	1/16 - 1/18	2
Filip Forsberg	Suspension	2/5 - 2/8	3
Kyle Turris	Illness	2/15	1
Roman Josi	Upper-body	3/2 - 3/8	4
Calle Jarnkrok	Upper-body	3/15 - 4/7	13
Austin Watson	Upper-body	3/25 - 3/29	3
Alexei Emelin	Upper-body	3/25	1
Yannick Weber	Upper-body	3/25 - 4/7	8
Viktor Arvidsson	Lower-body	4/1	1
<b>TOTAL MAN-GAMES LOST DUE TO INJURY OR ILLNESS:</b>			<b>127</b>
<b>TOTAL MAN-GAMES LOST DUE TO SUSPENSION:</b>			<b>5</b>

PREDATORS MAN-GAMES LOST DUE TO INJURY OR ILLNESS				
1998-99 - 391	2001-02 - 218	2006-07 - 196	2010-11 - 348	2014-15 - 173
1999-00 - 318	2002-03 - 256	2007-08 - 239	2011-12 - 142	2015-16 - 237
2000-01 - 155	2003-04 - 248	2008-09 - 233	2012-13 - 130	2016-17 - 237
2014-15 - 188	2005-06 - 272	2009-10 - 152	2013-14 - 149	

## TRAINING CAMP

September 18, 2017 Assigned forward Pavel Koltgyn (Dummondville/OMJHL) and defenseman Jacob Paquette (Kingston/OHL) to their junior teams.

September 23, 2017 Assigned forwards Justin Kirkland, Tyler Moy and Anthony Richard, defensemen Frederic Allard, Joonas Lyytinen and Trevor Murphy and goaltender Matt O'Connor to AHL Milwaukee.

Released forwards Derek Army, Bobby Butler, Tyler Kelleher, Angelo Miceli, Trevor Mingoia and Stephen Perfetto, defensemen Jimmy Oligny and Rick Pinkston and goaltender Jake Paterson from their professional tryout agreements and assigned them to AHL Milwaukee.

Assigned defenseman T.J. Melancon to AHL Milwaukee.

September 25, 2017 Assigned forwards P.C. Labrie, Trevor Smith, Emil Pettersson and Yakov Trenin, defensemen Alexandre Carrier, Petter Granberg, Jack Dougherty and Andrew O'Brien and goaltender Anders Lindback to AHL Milwaukee.

September 26, 2017 Assigned forward Cody Bass to AHL Milwaukee.

October 3, 2017 Assigned forwards Frederick Gaudreau and Vladislav Kamenev to AHL Milwaukee.

Designated defenseman Ryan Ellis and forward Nick Bonino as non-roster.

## REGULAR SEASON

October 4, 2017 Signed forward Harry Zolnierczyk to a one-year, two-way contract.

October 5, 2017 Activated forward Nick Bonino.

October 17, 2017 Placed defenseman Yannick Weber on injured reserve. Recalled forward Frederick Gaudreau from AHL Milwaukee.

October 20, 2017 Removed defenseman Yannick Weber from injured reserve. Placed forward Nick Bonino on injured reserve.

November 5, 2017 Acquired forward Kyle Turris from Colorado for defenseman Samuel Girard, forward Vladislav Kamenev and Nashville's second-round selection in the 2018 NHL Draft.

November 10, 2017 Assigned forward Frederick Gaudreau to AHL Milwaukee. Sent forward Pontus Aberg to AHL Milwaukee on a conditioning assignment.

November 14, 2017 Activated forward Nick Bonino from injured reserve. Placed forward Scott Hartnell and defenseman Yannick Weber on injured reserve.

November 16, 2017 Recalled goaltender Anders Lindback from the AHL's Milwaukee Admirals. Assigned goaltender Juse Saros to AHL Milwaukee.

November 20, 2017 Recalled goaltender Juse Saros and forward Pontus Aberg (conditioning assignment) from AHL Milwaukee. Reassigned goaltender Anders Lindback to AHL Milwaukee.

November 20, 2017 Recalled forward Frederick Gaudreau from AHL Milwaukee.

November 30, 2017 Recalled goaltender Anders Lindback from AHL Milwaukee. Reassigned goaltender Juse Saros to AHL Milwaukee.

December 3, 2017 Recalled goaltender Juse Saros from AHL Milwaukee. Reassigned goaltender Anders Lindback to AHL Milwaukee.

December 4, 2017 Activated defenseman Yannick Weber from injured reserve.

December 8, 2017 Recalled goaltender Anders Lindback from AHL Milwaukee. Reassigned goaltender Juse Saros to AHL Milwaukee.

Placed forward Ryan Johansen on injured reserve.

December 11, 2017 Recalled goaltender Juse Saros from AHL Milwaukee. Reassigned goaltender Anders Lindback to AHL Milwaukee.

December 13, 2017 Activated forwards Ryan Johansen and Scott Hartnell from injured reserve. Reassigned forward Frederick Gaudreau to AHL Milwaukee.

December 30, 2017 Recalled forward Frederick Gaudreau from AHL Milwaukee. Placed forward Filip Forsberg on injured reserve.

December 31, 2017 Reassigned forward Frederick Gaudreau to AHL Milwaukee.

January 2, 2018 Activated defenseman Ryan Ellis from the non-roster list.

January 10, 2018 Recalled goaltender Anders Lindback from AHL Milwaukee. Reassigned goaltender Juse Saros to AHL Milwaukee.

January 15, 2018 Recalled goaltender Juse Saros from AHL Milwaukee. Reassigned goaltender Anders Lindback to AHL Milwaukee.

January 16, 2018 Recalled forward Frederick Gaudreau from AHL Milwaukee. Placed forward Victor Arvidsson on injured reserve.

January 20, 2018 Activated forward Victor Arvidsson from injured reserve. Reassigned forward Frederick Gaudreau to AHL Milwaukee.

January 25, 2018 Forward Cody McLeod claimed on waivers by New York Rangers.

February 1, 2018 Activated forward Filip Forsberg from injured reserve.

February 3, 2018 Acquired forward Mark McNeill from Dallas in exchange for defenseman Andrew O'Brien.

February 25, 2018 Acquired forward Mark Letestu from the Edmonton Oilers in exchange for forward Pontus Aberg, then traded Letestu to the Columbus Blue Jackets in exchange for a fourth-round pick in the 2018 NHL Draft.

February 25, 2018 Acquired forward Brandon Bollig and goaltender Troy Grosenick from the San Jose Sharks in exchange for a sixth-round pick in the 2018 NHL Draft.

February 26, 2018 Signed forward Mike Fisher to a one-year contract

February 26, 2018 Acquired forward Ryan Hartman and a fifth-round pick in the 2018 NHL Draft from the Chicago Blackhawks in exchange for a first-round and fourth-round pick in this year's draft and forward Victor Ejlsell.

February 26, 2018	Acquired forward Tyler Gaudet and defenseman John Ramage from the Arizona Coyotes in exchange for forward P.C. Labrie and defenseman Trevor Murphy.
March 29, 2018	Signed forward Eeli Tolvanen to a three-year, entry-level contract.
April 2, 2018	Signed forward Tanner Jeannot to a three-year, entry-level contract.
April 3, 2018	Signed goaltender Niclas Westerholm to a three-year, entry-level contract.
PLAYOFFS	
April 12, 2018	Recalled goaltender Anders Lindback from AHL Milwaukee.
April 16, 2018	Signed forward Tyler Gaudet to a one-year, two-way contract.
April 20, 2018	Recalled forwards Tyler Gaudet, Frederick Gaudreau, Emil Pettersson, Brandon Bollig and Harry Zolnierczyk; defensemen Alexandre Carrier, Frederic Allard and Petter Granberg; and goaltender Troy Grosenick from AHL Milwaukee.
April 26, 2018	Signed goaltender Miroslav Svoboda to a two-year, entry-level contract.
May 6, 2018	Reassigned forwards Brandon Bollig, Emil Pettersson and Tyler Gaudet and defenseman Frederic Allard to AHL Milwaukee.
May 7, 2018	Signed defenseman Filip Pirochta to a two-year, entry-level contract.
May 9, 2018	Signed forward Carl Persson to a two-year, entry-level contract.
OFFSEASON	
May 12, 2018	Mike Fisher announced his retirement.
July 1, 2018	Signed forwards Rocco Grimaldi and Connor Brickley and defenseman Jarred Tinordi.
July 2, 2018	Signed forward Zac Rinaldo to a one-year, two-way contract.
July 3, 2018	Signed forward Colin Blackwell to a two-year, two-way contract.  Signed forward Zach Magwood to a three-year, entry-level contract.
July 16, 2018	Signed forward Ryan Hartman to a one-year contract.
July 25, 2018	Signed defenseman Dan Hamhuis to a two-year contract.
July 30, 2018	Signed forward Mikka Salomaki to a two-year contract.

AMERICAN HOCKEY LEAGUE STANDINGS & LEADERS

2017-18

EASTERN CONFERENCE

Atlantic Division

Rank	Team	GP	W	L	OTL	SOL	PTS	PCT	GF	GA	S/O
1	y Lehigh Valley Phantoms	76	47	19	5	5	104	.684	260	218	3-5
2	x Wilkes-Barre/Scranton Penguins	76	45	22	6	3	99	.651	252	223	4-3
3	x Charlotte Checkers	76	46	26	1	3	96	.632	262	212	0-3
4	x Providence Bruins	76	45	26	3	2	95	.625	231	187	6-2
5	Bridgeport Sound Tigers	76	36	32	5	3	80	.526	206	214	3-3
6	Hartford Wolf Pack	76	34	33	6	3	77	.507	208	252	9-3
7	Springfield Thunderbirds	76	32	37	5	2	71	.467	210	233	2-2
8	Hershey Bears	76	30	37	4	5	69	.454	201	249	2-5

North Division

Rank	Team	GP	W	L	OTL	SOL	PTS	PCT	GF	GA	S/O
1	y Toronto Marlies	76	54	18	2	2	112	.737	254	170	2-2
2	x Syracuse Crunch	76	46	22	3	5	100	.658	234	189	3-5
3	x Rochester Americans	76	37	22	11	6	91	.599	234	221	3-6
4	x Utica Comets	76	38	26	8	4	88	.579	211	216	6-4
5	Binghamton Devils	76	25	38	9	4	63	.414	193	247	2-4
6	Belleville Senators	76	29	42	2	3	63	.414	194	266	6-3
7	Laval Rocket	76	24	42	7	3	58	.382	206	281	1-3

WESTERN CONFERENCE

Central Division

Rank	Team	GP	W	L	OTL	SOL	PTS	PCT	GF	GA	S/O
1	y Chicago Wolves	76	42	23	7	4	95	.625	244	208	3-4
2	x Grand Rapids Griffins	76	42	25	2	7	93	.612	237	210	6-7
3	x Manitoba Moose	76	42	26	4	4	92	.605	253	198	1-4
4	x Rockford IceHogs	76	40	28	4	4	88	.579	239	234	6-4
5	Iowa Wild	76	33	27	10	6	82	.539	232	246	1-6
6	Milwaukee Admirals	76	38	32	4	2	82	.539	216	235	11-2
7	Cleveland Monsters	76	25	41	7	3	60	.395	190	258	2-3

Pacific Division

Rank	Team	GP	W	L	OTL	SOL	PTS	PCT	GF	GA	S/O
1	y Tucson Roadrunners	68	42	20	5	1	90	.662	214	173	1-1
2	x Texas Stars	76	38	24	8	6	90	.592	223	231	3-6
3	x Ontario Reign	68	36	25	4	3	79	.581	200	194	1-3
4	x San Jose Barracuda	68	34	26	4	4	76	.559	186	198	1-4
5	San Diego Gulls	68	36	28	3	1	76	.559	202	197	4-1
6	Stockton Heat	68	34	28	2	4	74	.544	211	204	2-4
7	Bakersfield Condors	68	31	27	9	1	72	.529	188	206	3-1
8	San Antonio Rampage	76	35	31	10	0	80	.526	198	219	6-0

x = Clinched Playoff  
y = Clinched Division

RK.	POINTS	TEAM	GP	G	A	PTS
1	Chris Terry	LAV	62	32	39	71
2	Phil Varone	LV	74	23	47	70
3	Austin Czarnik	PRO	64	25	44	69
4	Mason Appleton*	MB	76	22	44	66
5	Daniel Sprong*	WBS	65	32	33	65
	Teemu Pulkkinen	CHI	75	29	36	65
	Ben Street	GR	73	21	44	65
8	Eric Tangradi	GR	74	31	33	64
	Cal O'Reilly	IA	75	15	49	64
10	Curtis Valk	SPR	73	20	42	62
11	Sam Anas	IA	70	26	35	61
	Carter Camper	TUC	68	16	45	61
	Travis Morin	TEX	75	10	51	61
14	T.J. Tynan	CHI	70	15	45	60
15	Ben Smith	TOR	73	27	32	59
16	Matt Puempel	GR	62	23	34	57
	Beau Bennett	CHI	60	12	45	57
18	Jacob MacDonald	BNG	75	20	35	55
	Lucas Wallmark	CHA	45	17	38	55
20	Four tied					54

PENALTY MINUTES	TEAM	GP	PIM
Alex Gallant	SYR	38	194
Brendan Lemieux	MB	51	170
Tyler Lewington	HER	71	149
Nick Lappin	TOR	65	143
Garrett Wilson	WBS	69	139

GOALS	TEAM	GP	G
Valentin Zzykov	CHA	63	33
Chris Terry	LAV	62	32
Daniel Sprong*	WBS	65	32
Eric Tangradi	GR	74	31
Nick Lappin	BNG	65	31
Greg Carey	LV	72	31

ASSISTS	TEAM	GP	A
Travis Morin	TEX	75	51
Cal O'Reilly	IA	75	49
Matt Taormina	LAV	63	48
Phil Varone	LV	74	47
Beau Bennett	CHI	60	45
Carter Camper	TUC	68	45
T.J. Tynan	CHI	70	45

LEADING GOALTEENDERS (based on 1500+ minutes)	TEAM	GP	MIN	W	L	SOL	SO	GA	GAA	SA	SVS	SV%
Garret Sparks	TOR	43	2507	31	9	2	6	75	1.79	1181	1106	.936
Jordan Binnington	PRO	28	1605	17	9	1	1	55	2.05	744	689	.926
Michael Hutchinson	MB	26	1560	17	5	4	1	54	2.08	831	777	.935
Eddie Pasquale	SYR	31	1782	16	6	7	2	65	2.19	842	777	.923
Adin Hill	TUC	36	1949	19	11	4	5	74	2.28	863	789	.914
Harri Sateri	SPR	29	1669	14	9	3	4	64	2.30	878	814	.927
Calvin Pickard	TOR	33	1923	21	9	2	1	74	2.31	901	827	.918
Connor Ingram*	SYR	35	1983	20	11	2	4	77	2.33	891	814	.914
Kasimir Kaskisuo*	CHI	29	1672	14	13	2	2	65	2.33	772	707	.916
Antoine Bibeau	SJ	43	2405	23	14	4	5	95	2.37	1173	1078	.919
Christopher Gibson	BRI	37	2130	19	14	3	4	86	2.42	919	833	.906
Ville Husso	SA	38	2130	15	14	5	4	86	2.42	1102	1016	.922
Thatcher Demko	UTI	46	2780	25	13	7	1	113	2.44	1453	1340	.922
Linus Ullmark	RCH	44	2578	21	12	10	2	105	2.44	1347	1242	.922
Jared Coreau	GR	38	2213	21	10	5	2	93	2.52	1072	979	.913
Zane McIntyre	PRO	47	2734	26	15	4	7	115	2.52	1338	1223	.914
Jon Gillies	STK	39	2230	17	16	5	4	94	2.53	1130	1036	.917
Alex Nedeljkovic	CHA	49	2726	31	12	3	5	116	2.55	1191	1075	.903
Cal Petersen	ONT	41	2329	23	14	2	4	100	2.58	1110	1010	.910
Eric Comrie	MB	34	2024	18	13	3	2	87	2.58	1034	947	.916

\* - denotes rookie

MILWAUKEE ADMIRALS SCORING

#	Player	Pos	GP	G	A	PTS	+/-	PIM	PP	PPA	SH	SHA	GW	OT	SOG	SOA	SOGW	S0%	Shots	Sh%
41	Emil Pettersson	C	72	13	33	46	-4	32	2	21	1	0	0	0	0	0	0	0	127	10.2
12	Bobby Butler	RW	67	24	21	45	-9	36	8	6	1	0	4	2	1	4	1	25	153	15.7
89	Frederick Gaudreau	RW	54	22	21	43	9	2	10	5	2	1	3	0	5	11	3	45.5	129	17.1
23	Trevor Smith	C	66	17	26	43	-11	36	7	22	2	0	4	1	3	5	2	60	109	15.7
21	Harry Zolnierczyk	LW	73	21	21	42	-12	62	9	8	3	3	0	0	2	5	1	40	201	10.4
90	Anthony Richard	LW	75	19	17	36	2	45	2	4	0	1	2	0	1	1	1	100	165	11.5
15	Mark Zenkerle	RW	57	5	27	32	-3	18	2	6	1	6	0	0	0	0	0	70	7.1	
55	Alexandre Carrier	D	73	4	24	28	-14	52	2	11	1	0	3	1	0	0	0	0	92	4.3
28	Trevor Murphy ^	D	48	8	18	26	-1	69	1	8	1	1	2	0	0	0	0	0	132	6.1
58	Frederic Allard*	D	55	8	16	24	-1	18	0	5	0	0	2	0	0	0	0	0	84	9.5
28	Mark McNeill	C	49	14	11	25	-15	40	6	4	1	2	1	0	0	1	0	0	80	17.5
	MIL	C	31	9	10	19	-5	4	4	4	1	2	1	0	0	1	0	0	44	20.5
19	Justin Kirkland	LW	67	7	11	18	-13	19	0	3	2	1	1	0	9	11	3	81.8	96	7.3
2	Tyler Moy	RW	72	6	10	16	-18	6	1	0	0	0	1	0	0	1	0	0	74	8.1
13	Yakov Trenin*	C	44	5	11	16	3	16	0	0	0	1	0	0	0	0	0	0	75	6.7
6	Petter Granberg	D	76	3	11	14	7	47	0	0	1	2	2	0	0	0	0	0	45	6.7
19	Tyler Kelleher ^	RW	26	7	5	12	-9	10	3	4	0	0	0	0	0	0	0	0	32	21.9
22	P.C. Labrie ^	LW	50	5	7	12	-14	57	0	3	0	1	0	0	0	0	0	0	66	7.6
47	Jimmy Oligny	D	66	2	10	12	-20	135	0	0	0	0	0	0	0	0	0	0	95	21
5	Jack Dougherty	D	63	1	11	12	-15	36	0	1	0	0	1	0	0	0	0	0	72	1.4
45	Vladislav Kamanev ^	C	10	3	5	8	3	25	0	1	0	1	1	0	0	0	0	0	23	13
10	Tyler Gaudet	C	69	13	15	28	2	40	1	1	0	2	1	0	0	0	0	0	110	11.8
	MIL	C	21	2	4	6	-3	6	1	1	0	1	0	0	0	0	0	0	27	7.4
46	Pontus Åberg ^	RW	4	4	2	6	1	16	3	1	0	0	0	0	0	0	0	0	12	33.3
16	Cody Bass	RW	34	2	4	6	-18	36	0	0	0	1	0	0	0	0	0	0	24	8.3
24	Trevor Mingosia	RW	22	2	3	5	-5	4	0	0	0	0	0	0	0	0	0	0	32	6.3
11	Derek Army ^	C	22	1	4	5	-2	15	0	0	0	0	0	0	0	0	0	0	37	2.7
75	Joonas Luhtinen	D	34	1	4	5	-6	28	1	3	0	0	0	0	0	0	0	0	41	2.4
52	Brandon Bollig	LW	66	11	3	14	-2	98	0	0	0	0	1	0	0	0	0	0	86	12.8
	MIL	LW	21	3	1	4	-2	30	0	0	0	0	0	0	0	0	0	0	23	13
25	John Ramage	D	66	4	11	15	-8	65	0	1	1	0	1	0	0	0	0	0	97	4.1
	MIL	D	21	0	3	3	2	12	0	1	0	0	0	0	0	0	0	0	30	0
5	Andrew O'Brien ^	D	21	0	3	3	-4	27	0	0	0	0	0	0	0	0	0	0	35	0
39	Anders Lindback	G	56	0	3	3	0	25	0	0	0	0	0	0	0	0	0	0	0	0
13	Stephen Perretto ^	C	14	0	2	2	-3	6	0	0	0	0	0	0	0	0	0	0	11	0
64	Phil Lane ^	RW	3	1	0	1	0	0	0	0	0	0	0	0	0	0	0	0	2	50
74	Juuse Saros	G	9	0	1	1	0	0	0	0	0	1	0	0	0	0	0	0	0	0
32	Ryan Penny ^	F	11	0	1	1	1	2	0	0	0	0	0	0	0	0	0	0	18	0
34	Troy Grosenick	G	27	0	1	1	0	0	0	0	0	0	0	0	0	0	0	0	0	0
	MIL	G	7	0	0	0	0	0	0	0	0	0	0	0	0	0	0	0	0	0
12	Nolan Valleau ^	D	1	0	0	0	0	0	0	0	0	0	0	0	0	0	0	0	1	0
18	Zeb Knutson*	RW	2	0	0	0	-2	0	0	0	0	0	0	0	0	0	0	0	4	0
7	Rick Pinkston	D	3	0	0	0	0	0	0	0	0	0	0	0	0	0	0	0	3	0
<b>TOTALS</b>			<b>76</b>	<b>247</b>	<b>391</b>	<b>638</b>	<b>-189</b>	<b>1175</b>	<b>63</b>	<b>124</b>	<b>18</b>	<b>27</b>	<b>31</b>	<b>4</b>	<b>21</b>	<b>40</b>	<b>11</b>	<b>52.5</b>	<b>2557</b>	<b>9.7</b>

#	Goalie	GP	MINS	W	L	OT	SO	GA	GAA	SOGP	SOW	SOL	SOGA	SOA	S0%	SA	SVS	SV%
39	Anders Lindback	56	3382:32	31	20	5	1	159	2.82	10	8	2	7	37	0.811	1736	1577	0.908
74	Juuse Saros	9	542:10	3	5	1	1	26	2.88	1	1	1	1	3	0.667	277	251	0.906
34	Troy Grosenick	27	1540:47	9	13	4	0	75	2.92	0	0	0	0	0	0	713	788	0.905
	MIL	7	414:20	3	4	0	0	19	2.75	0	0	0	0	0	0	195	214	0.911
57	Jake Paterson ^	4	146:17	1	1	0	0	8	3.28	0	0	0	0	0	0	79	71	0.899
1	Matt O'Connor	2	117:27	0	2	0	0	7	3.58	0	0	0	0	0	0	57	64	0.891
<b>Totals</b>			<b>105</b>	<b>5728:33</b>	<b>47</b>	<b>45</b>	<b>10</b>	<b>294</b>	<b>18.23</b>	<b>11</b>	<b>9</b>	<b>3</b>	<b>8</b>	<b>40</b>	<b>0.8</b>	<b>3057</b>	<b>2965</b>	<b>0.903</b>

\* denotes rookie

^ denotes inactive



# NHL & OPP





# ONENTS

---





# NHL & OPPONENTS

## 2017-18 FINAL STANDINGS

### EASTERN CONFERENCE

ATLANTIC	GP	W	L	OTL	PTS	ROW	GF	GA
z - Tampa Bay	82	54	23	5	113	48	296	236
x - Boston	82	50	20	12	112	47	270	214
x - Toronto	82	49	26	7	105	42	277	232
Florida	82	44	30	8	96	41	248	246
Detroit	82	30	39	13	73	25	217	255
Montreal	82	29	40	13	71	27	209	264
Ottawa	82	28	43	11	67	26	221	291
Buffalo	82	25	45	12	62	24	199	280

METROPOLITAN	GP	W	L	OTL	PTS	ROW	GF	GA
y - Washington	82	49	26	7	105	46	259	239
x - Pittsburgh	82	47	29	6	100	45	272	250
x - Philadelphia	82	42	26	14	89	40	251	243
w - Columbus	82	45	30	7	97	39	242	230
w - New Jersey	82	44	29	9	97	39	248	244
Carolina	82	36	35	11	83	33	228	256
NY Islanders	82	35	37	10	80	32	264	296
NY Rangers	82	34	39	9	77	31	231	268

### WESTERN CONFERENCE

CENTRAL	GP	W	L	OTL	PTS	ROW	GF	GA
<b>p - Nashville</b>	<b>82</b>	<b>53</b>	<b>18</b>	<b>11</b>	<b>117</b>	<b>47</b>	<b>267</b>	<b>211</b>
x - Winnipeg	82	52	20	10	114	48	277	218
x - Minnesota	82	45	26	11	101	42	253	232
w - Colorado	82	43	30	9	95	41	257	237
St. Louis	82	44	32	6	94	41	226	222
Dallas	82	42	32	8	92	38	235	225
Chicago	82	33	39	10	76	32	229	256

PACIFIC	GP	W	L	OTL	PTS	ROW	GF	GA
y - Vegas	82	51	24	7	109	47	272	228
x - Anaheim	82	44	25	13	101	40	235	216
x - San Jose	82	45	27	10	100	40	252	229
w - Los Angeles	82	45	29	8	98	43	239	203
Calgary	82	37	35	10	84	35	218	248
Edmonton	82	36	40	6	78	31	234	263
Vancouver	82	31	40	11	73	31	218	264
Arizona	82	29	41	12	70	27	208	256

**GP** - Games Played    **W** - Wins    **L** - Losses    **PTS** - Points    **OT** - Overtime / Shootout Losses  
**ROW** - Regulation/Overtime Wins (first tiebreaker if tied in points)    **GF** - Goals For    **GA** - Goals Against

z - Best Record in Conference    y - Division Title    x - Divisional Playoff Berth    w - Wild Card  
p - Clinched Presidents' Trophy (Best Regular-Season Record)

### 2018 STANLEY CUP PLAYOFF RESULTS

EASTERN CONFERENCE	WESTERN CONFERENCE
<b>FIRST ROUND</b>	<b>FIRST ROUND</b>
Tampa Bay defeated New Jersey, 4-1	Nashville defeated Colorado, 4-2
Washington defeated Columbus, 4-2	Winnipeg defeated Minnesota, 4-1
Boston defeated Toronto, 4-3	Vegas defeated Los Angeles, 4-0
Pittsburgh defeated Philadelphia, 4-2	San Jose defeated Anaheim, 4-0
<b>SECOND ROUND</b>	<b>SECOND ROUND</b>
Tampa Bay defeated Boston, 4-1	Winnipeg defeated Nashville, 4-3
Washington defeated Pittsburgh, 4-2	Vegas defeated San Jose, 4-2
<b>CONFERENCE FINALS</b>	<b>CONFERENCE FINALS</b>
Washington defeated Tampa Bay, 4-3	Vegas defeated Winnipeg, 4-1

### STANLEY CUP FINAL

Washington defeated Vegas, 4-1

# NHL & OPPONENTS

## 2017-18 NHL AWARDS

AWARD	GIVEN TO	WINNER/TEAM	
Hart Memorial Trophy	Most valuable player, selected by the Professional Hockey Writers' Association	Taylor Hall	New Jersey Devils
Art Ross Trophy	NHL scoring leader	Connor McDavid	Edmonton Oilers
Maurice "Rocket" Richard Trophy	NHL goal-scoring leader	Alexander Ovechkin	Washington Capitals
Calder Memorial Trophy	Rookie of the year, selected by the PHWA	Mathew Barzal	New York Islanders
James Norris Memorial Trophy	Top defenseman, selected by the PHWA	Victor Hedman	Tampa Bay Lightning
<b>Vezina Trophy</b>	<b>Top goaltender, selected by the NHL general managers</b>	<b>Pekka Rinne</b>	<b>Nashville Predators</b>
Conn Smythe Trophy	Playoff MVP, selected by the PHWA	Alexander Ovechkin	Washington Capitals
William M. Jennings Trophy	Team goaltender(s) with fewest goals against	Jonathan Quick	Los Angeles Kings
Lady Byng Memorial Trophy	Most sportsmanlike player, selected by the PHWA	William Karlsson	Vegas Golden Knights
Frank J. Selke Trophy	Top defensive forward, selected by the PHWA	Anze Kopitar	Los Angeles Kings
Bill Masterton Memorial Trophy	Player who best exemplifies perseverance, sportsmanship and dedication to hockey, selected by the PHWA	Brian Boyle	New Jersey Devils
King Clancy Memorial Trophy	Player who best exemplifies leadership and humanitarian contributions	Daniel & Henrik Sedin	Vancouver Canucks
Ted Lindsay Award	Most valuable player, selected by the NHL Players' Association	Connor McDavid	Edmonton Oilers
Jack Adams Award	Coach of the year, selected by the NHL Broadcasters' Association	Gerard Gallant	Vegas Golden Knights
NHL Foundation Award	Contribution to charitable causes	Travis Harnic	New York Islanders
General Manager of the Year Award		George McPhee	Vegas Golden Knights
Mark Messier Leadership Award	Superior leader in hockey and a contributing member of society	Deryk Engeland	Vegas Golden Knights
Lester Patrick Trophy	Hockey personnel who have given outstanding service to hockey in the United States	Peter Lindberg and Dave Ogreaen	USA Hockey
<b>Presidents' Trophy</b>	Club with top regular-season record	Nashville Predators	
Prince of Wales Trophy	Eastern Conference Champion	Washington Capitals	
Clarence S. Campbell Bowl	Western Conference Champion	Vegas Golden Knights	
Stanley Cup	Stanley Cup Champion	Washington Capitals	





# NHL & OPPONENTS

## 2017-18 ALL-STARS & LEADERS

### 2017-18 NHL ALL-STAR TEAMS

#### FIRST ALL-STAR TEAM

<b>GOALTENDER</b>	<b>Pekka Rinne</b>	<b>Nashville Predators</b>
DEFENSE	Drew Doughty	Los Angeles Kings
DEFENSE	Victor Hedman	Tampa Bay Lightning
CENTER	Connor McDavid	Edmonton Oilers
LEFT WING	Taylor Hall	New Jersey Devils
RIGHT WING	Nikita Kucherov	Tampa Bay Lightning

#### SECOND ALL-STAR TEAM

<b>GOALTENDER</b>	Connor Hellebuyck	Winnipeg Jets
<b>DEFENSE</b>	<b>P.K. Subban</b>	<b>Nashville Predators</b>
DEFENSE	Seth Jones	Columbus Blue Jackets
CENTER	Nathan MacKinnon	Colorado Avalanche
LEFT WING	Claude Giroux	Philadelphia Flyers
RIGHT WING	Blake Wheeler	Winnipeg Jets

#### ALL-ROOKIE TEAM

<b>GOALTENDER</b>	<b>Juuse Saros</b>	<b>Nashville Predators</b>
DEFENSE	Charlie McAvoy	Boston Bruins
DEFENSE	Will Butcher	New Jersey Devils
FORWARD	Mathew Barzal	New York Islanders
FORWARD	Brock Boeser	Vancouver Canucks
FORWARD	Clayton Keller	Arizona Coyotes

### 2017-18 NHL CATEGORY LEADERS

CATEGORY	LEADER	TEAM	TOTAL
Goals	Alexander Ovechkin	Washington Capitals	49
Assists	Claude Giroux/Blake Wheeler	Philadelphia Flyers/Winnipeg Jets	68
Points	Connor McDavid	Edmonton Oilers	108
Points by Defenseman	John Carlson	Washington Capitals	68
Points by Rookie	Mathew Barzal	New York Islanders	85
Power-play Goals	Patrik Laine	Winnipeg Jets	20
Shorthanded Goals	Aleksander Barkov	Florida Panthers	5
Game-winning Goals	Nathan MacKinnon/Brayden Point	Colorado Avalanche/Tampa Bay Lightning	12
Overtime Goals	Brad Marchand	Boston Bruins	5
Shootout Game-Deciding Goals	Brayden Point/Tyler Bozak	Tampa Bay Lightning/Toronto Maple Leafs	4
Shots	Alexander Ovechkin	Washington Capitals	355
Shooting Percentage	William Karlsson	Vegas Golden Knights	23.4%
Plus/Minus	William Karlsson	Vegas Golden Knights	49
Goals-Against Average	Carter Hutton	St. Louis Blues	2.09
Goaltender Wins	Connor Hellebuyck	Winnipeg Jets	44
Save Percentage	Carter Hutton	St. Louis Blues	.931
Shutouts	<b>Pekka Rinne/Andrei Vasilevskiy</b>	<b>Nashville Predators/Tampa Bay Lightning</b>	<b>8</b>

#### NHL New York

New York, 1185 Avenue of the Americas, 15<sup>TH</sup> Floor  
New York, NY 10036  
Office: 212-789-2000, Fax: 212-789-2020

#### NHL Montréal

1800 McGill College Avenue, Suite 2600,  
Montréal, Québec, H3A 3J6  
Office: 514-841-9220

#### NHL Toronto

50 Bay Street, 11<sup>TH</sup> Floor,  
Toronto, Ontario, M5J 2X8  
Office: 416-359-7900, Fax: 416-981-2779



#### Executive Directory

Commissioner: Gary B. Bettman  
Deputy Commissioner: William Daly  
Senior Executive Vice  
President of Hockey Operations: Colin Campbell

# NHL & OPPONENTS

## 2018-19 CRITICAL DATES

### September

- 6 Rookie camps open
- 13 Training camps open
- 15 Preseason schedule begins
- 15 2018 O.R.G. NHL China Games™: Boston Bruins at Calgary Flames (Shenzhen Universiade Sports Center, Shenzhen, China)
- 18 2018 Kraft Hockeyville Canada: Ottawa Senators vs. Toronto Maple Leafs (Lucan Community Memorial Centre, Lucan, Ont.)
- 19 2018 O.R.G. NHL China Games™: Calgary Flames at Boston Bruins (Cadillac Arena, Beijing, China)
- 19 Annual USA Hockey All-American Prospects Game (Xcel Energy Center, Saint Paul, Minn.)
- 25 2018 Kraft Hockeyville™ USA: Columbus Blue Jackets vs. Buffalo Sabres (Clinton Arena, Clinton, N.Y.)

### October

- 1 NHL Global Series Challenge: Devils vs. SC Bern (PostFinance Arena, Bern, Switzerland)
- 2 Opening day playing rosters set (5 p.m. ET)
- 2 NHL Board of Governors Meeting (New York, N.Y.)
- 3 Opening night of 2018-19 NHL regular season (4 games)
- 3 Washington Capitals raise Stanley Cup banner (vs. Boston Bruins)
- 3 NHL Global Series Challenge: Oilers vs. Kolner Haie (Lanxess Arena, Cologne, Germany)
- 6 2018 NHL Global Series™: Edmonton Oilers vs. New Jersey Devils (Scandinaviu, Gothenburg, Sweden)
- 22 NHL Alumni Awards Gala - Honorees: Borje Salming, Mats Sundin, Nicklas Lidstrom (Keith Magnuson Man of the Year); Bob Cole (Keith McCreary 7th Man); Eddie Olczyk (Ace Bailey Award of Courage); Chris Hadfield (Honorary Alumni) (Toronto, Ont.)

### November

- 1-30 Hockey Fights Cancer Awareness Month
- 1-2 2018 NHL Global Series™: Florida Panthers vs. Winnipeg Jets (Hartwall Arena, Helsinki, Finland)
- 9 Hockey Hall of Fame Game: New Jersey Devils at Toronto Maple Leafs
- 12 Hockey Hall of Fame Induction Ceremony (Toronto, Ont.): Inductees: Martin Brodeur, Jayna Hefford, Martin St. Louis, Alexander Yakushev (Player category); Gary Bettman, Willie O'Ree (Builder category); Larry Brooks, Joe Bowen (Media honorees).
- 13 NHL General Managers' Meeting (Toronto, Ont.)
- 23 2018 Discover NHL Thanksgiving Showdown™: New York Rangers at Philadelphia Flyers
- 26 NHL Founders Day (1917)

### December

- 1 Signing deadline for Group 2 free agents (5 p.m. ET)
- 12 U.S. Hockey Hall of Fame Induction (Inductees: Red Berenson, Natalie Darwitz, Hago Harrington, David Poile, Paul Stewart) and Celebration of Lester Patrick (Recipient: Jim Johansson, posthumous) (Nashville, Tenn.)
- 19 101st Anniversary of League's first games played
- 19-27 Holiday roster freeze in effect: For all players on an NHL active roster, injured reserve, or with non-roster and injured non-roster status as of midnight (local time) Dec. 19, a roster freeze shall apply through midnight (local time) Dec. 27, with respect to waivers, trades and loans, subject to the exceptions provided for in CBA Article 16.5 (d).
- 24-26 Holiday break (no scheduled practices - dressing rooms closed)
- 26-Jan. 5 IIHF World Junior Championship (Vancouver/Victoria, B.C.)

### January

- 1 2019 Bridgestone NHL Winter Classic®: Boston Bruins at Chicago Blackhawks (Notre Dame Stadium, South Bend, Ind.)
- 8 USHL/NHL Top Prospects Game (Ice Box, Lincoln, Neb.)
- Week of NHL Central Scouting Mid-Season Rankings release
- 21st
- 23 CHL/NHL Top Prospects Game (ENMAX Centrium, Red Deer, Alta)
- 24-27 NHL All-Star Break (no games played)
- 24-26 No scheduled practices - dressing rooms closed
- 25 2019 NHL All-Star Skills Competition™ (SAP Center at San Jose, San Jose, Calif.)
- 26 2019 NHL All-Star Game (SAP Center at San Jose, San Jose, Calif.)
- 27-28 2019 AHL All-Star Classic (MassMutual Center, Springfield, Mass.)
- 28 NHL regular season resumes

### February

- 9 Hockey Day in Canada (Hockey Canada)
- 9 19th Annual Scotiabank Hockey Day in Canada (Host: Swift Current, Sask.)
- 17-24 Hockey Week Across America (USA Hockey)
- 23 2019 Coors Light NHL Stadium Series™: Pittsburgh Penguins at Philadelphia Flyers (Lincoln Financial Field, Philadelphia, Pa.)
- 25 2019 NHL Trade Deadline (3 p.m. ET)
- NCAA Regionals

### March

- 4-6 NHL General Managers' Meeting (Boca Raton, Fla.)
- 29-31 NCAA Regionals

### April

- 6 Last day of 2018-19 regular season (15 games)
- 10 Stanley Cup Playoffs begin
- 11-13 NCAA Frozen Four (KeyBank Center, Buffalo, N.Y.)
- Week of NHL Central Scouting Final Rankings release
- 15th
- 18-28 IIHF Under-18 World Championship (Örnsköldsvik/Umeå, Sweden)
- TBA 2019 NHL Draft Lottery
- 2019 NHL Memorial Cup (Brandt Centre, Regina, Sask.)
- May
- 10-26 IIHF World Championship (Bratislava/Košice, Slovakia)
- 17-26 2019 CHL Memorial Cup (Scotiabank Centre, Halifax, N.S.)
- 27-June 1 2019 NHL Scouting Combine (Buffalo, N.Y.)

### June

- 15 Last possible day for 2019 Stanley Cup Final
- TBA 2019 NHL Awards™ (Las Vegas, Nevada)
- 20 NHL General Managers' Meeting (Vancouver, B.C.)
- 21-22 2019 NHL Draft™ (Rogers Arena, Vancouver, B.C.)
- Deadline for club-elected salary arbitration notification (5 p.m. ET)
- July
- 1 Free agency begins (12 p.m. ET)
- 5 Deadline for player-elected salary arbitration notification (5 p.m. ET)
- 6 Deadline for club-elected salary arbitration notification (5 p.m. ET)
- Salary arbitration hearings held
- 20-Aug. 4

### August

- 6 Deadline for salary arbitration decisions to be rendered



# NHL & OPPONENTS

## NHL ON-ICE OFFICIALS

### REFEREES

Name	#
Anderson, Reid*	49
Blandina, Brandon*	39
Brenk, Jacob	26
Charron, Francis	6
Chmielewski, Tom	18
Dunning, Mitch*	43
Dwyer, Gord	19
Furlatt, Eric	27
Halkidis, Beaudry*	48
Hanson, Trevor	14
Hebert, Ghislain	22
Hebert, Jean	15
Joannette, Marc	25
Kozari, Steve	40
Lambert, Pierre	37
L'Ecuyer, Frederick	17
Lee, Chris	28
Luxmore, Thomas John	21
MacDougall, Peter*	45
Markovic, Michael*	47
McCaughey, Wes	4
McIsaac, Jon	2
Meier, Brad	34
Morton, Dean	36
Nicholson, Kendrick	30
O'Donnell, Conor*	39
O'Halloran, Dan	13
O'Rourke, Dan	9
Peel, Tim	20
Pochmara, Brian	16
Pollock, Kevin	33
Rank, Garrett	7
Rehman, Kyle	10
Rooney, Chris	5
Schlenker, Chris	3
Skilliter, Graham	24
South, Furman*	44
Schrader, Brandon*	46
St-Laurent, Francois	38
St. Pierre, Justin	12
Sutherland, Kelly	11
Syvret, Corey*	42
Walsh, Ian	29
Watson, Brad	23

### LINESMEN

Name	#
Alphonso, Shandor	52
Amell, Derek	75
Baker, Tyson*	88
Barton, Steve	59
Berg, Devin	87
Brisebois, David	96
Cameron, Lonnie	74
Cherrey, Scott	50
Cormier, Michel	76
Daisy, Ryan	81
Devorski, Greg	54
Driscoll, Scott	68
Galloway, Ryan	82
Gawryletz, Brandon	64
Gawryletz, Travis	67
Gibbons, Ryan	58
Gibbs, Darren	66
Knorr, Trent	63
Kovachik, Brad	71
Mach, Brian	78
MacPherson, Matt	83
Marquis, Jesse*	86
Miller, Steve	89
Mills, Bevan*	53
Murchison, Kiel	79
Murphy, Brian	93
Murray, Jonny	95
Nagy, Kory	97
Nansen, Derek	70
Nowak, Tim	77
Pancich, Bryan	94
Racicot, Pierre	65
Rody, Vaughan	73
Sericolo, Anthony	84
Smith, Andrew	51
Shewchuk, Mark	92
Suchanek, Libor	60
Tobias, James*	61

\* minor league official

# NHL & OPPONENTS

## VERSUS SUMMARY

### NASHVILLE PREDATORS RECORD VS. THE NHL

	OVERALL										HOME										ROAD									
	GP	W	L	T	OTL	GF	GA	PTS	%	GP	W	L	T	OTL	GF	GA	PTS	%	GP	W	L	T	OTL	GF	GA	PTS	%			
<b>EASTERN CONFERENCE</b>																														
<b>Atlantic Division</b>																														
Boston	27	12	12	1	2	64	74	27	0.500	14	9	5	0	0	39	32	18	0.643	13	3	7	1	2	27	42	9	0.346			
Buffalo	25	14	8	1	2	75	65	30	0.600	13	4	7	0	2	31	37	10	0.385	12	10	1	1	0	44	28	21	0.875			
Detroit	95	35	47	4	9	236	296	83	0.431	46	21	20	2	3	127	128	47	0.511	47	14	25	2	6	109	168	36	0.383			
Florida	28	13	11	3	1	68	70	30	0.536	14	8	4	2	0	36	33	18	0.643	14	5	7	1	1	32	37	12	0.429			
Montreal	24	11	6	1	6	61	55	29	0.604	12	6	1	1	4	36	25	17	0.708	12	5	5	0	2	25	30	12	0.500			
Ottawa	25	13	10	0	2	73	69	28	0.560	12	7	4	0	1	34	26	15	0.625	13	6	6	0	1	39	43	13	0.500			
Tampa Bay	26	13	8	2	3	77	72	31	0.596	14	8	4	0	2	41	38	18	0.643	12	5	4	2	1	36	34	13	0.542			
Toronto	23	11	9	1	2	67	60	25	0.543	9	4	4	0	1	22	25	9	0.500	14	7	5	1	1	45	35	16	0.571			
<b>Metropolitan Division</b>																														
Carolina	27	14	9	1	3	69	65	32	0.593	13	9	3	0	1	34	27	19	0.731	14	5	6	1	2	35	38	13	0.464			
Columbus	84	58	19	1	6	256	182	117	0.696	43	34	5	1	3	143	89	72	0.837	41	24	14	0	3	113	93	51	0.622			
New Jersey	27	12	9	0	6	67	73	30	0.556	14	4	5	0	5	33	39	13	0.464	13	8	4	0	1	34	34	17	0.654			
NY Islanders	25	14	8	0	3	68	66	31	0.620	13	8	4	0	1	35	33	17	0.654	12	6	4	0	2	33	33	14	0.583			
NY Rangers	26	11	12	1	2	61	72	25	0.481	12	5	5	0	2	31	34	12	0.500	14	6	7	1	0	30	38	4	0.143			
Philadelphia	26	11	9	3	3	56	72	28	0.538	12	5	4	2	1	31	33	11	0.468	14	6	5	1	2	25	39	15	0.536			
Pittsburgh	27	12	11	2	2	76	77	28	0.519	14	8	4	0	2	45	34	18	0.643	13	4	7	2	0	31	43	10	0.385			
Washington	27	13	9	1	4	77	74	31	0.574	14	8	3	1	2	45	37	19	0.679	13	5	6	0	2	32	37	12	0.462			
<b>WESTERN CONFERENCE</b>																														
<b>Central Division</b>																														
Chicago	109	48	48	4	9	302	307	109	0.500	54	27	21	3	3	160	150	60	0.556	55	21	27	1	6	142	157	49	0.445			
Colorado	78	42	28	3	3	237	210	87	0.558	38	22	12	1	1	126	108	48	0.632	40	20	16	2	2	111	102	44	0.550			
Dallas	79	35	28	1	5	189	212	75	0.475	40	24	13	1	2	115	90	51	0.638	39	11	25	0	3	74	122	25	0.321			
Minnesota	71	33	25	5	8	191	191	75	0.528	35	20	9	2	4	90	72	46	0.657	36	13	16	3	4	101	119	33	0.458			
St. Louis	109	53	41	4	11	242	262	121	0.555	55	29	17	3	6	125	122	67	0.609	54	24	24	1	5	117	140	54	0.500			
Winnipeg	40	23	12	1	4	124	105	51	0.638	20	14	6	0	0	70	49	28	0.600	20	9	6	1	4	54	56	23	0.575			
<b>Pacific Division</b>																														
Anaheim	70	30	29	2	9	170	188	71	0.507	35	20	10	2	3	94	79	45	0.643	35	10	19	0	6	76	109	26	0.371			
Arizona	70	36	26	4	6	196	181	76	0.543	35	22	10	2	1	100	80	47	0.671	35	14	16	0	5	96	101	33	0.471			
Calgary	71	33	23	4	11	199	192	83	0.585	37	19	11	1	6	114	95	45	0.608	34	14	12	3	5	85	97	36	0.529			
Edmonton	71	42	23	3	3	201	187	90	0.634	36	21	12	3	0	99	99	45	0.625	35	21	11	0	3	102	88	45	0.643			
Los Angeles	70	33	26	3	8	173	191	73	0.521	34	14	15	3	2	79	88	33	0.485	36	19	11	0	6	105	107	44	0.611			
San Jose	70	34	27	2	7	184	175	77	0.550	35	21	11	2	2	107	84	45	0.643	35	13	16	1	5	77	91	32	0.457			
Vancouver	71	29	34	2	6	183	205	66	0.465	36	15	14	1	6	97	95	37	0.514	35	14	20	1	0	86	110	29	0.414			
Vegas	3	1	1	0	1	4	6	3	0.500	2	1	0	0	1	4	3	3	0.750	1	0	1	0	0	0	3	0	0.000			
<b>TOTAL</b>	<b>1450</b>	<b>709</b>	<b>543</b>	<b>58</b>	<b>140</b>	<b>3859</b>	<b>3843</b>	<b>1616</b>	<b>0.557</b>	<b>723</b>	<b>401</b>	<b>229</b>	<b>33</b>	<b>60</b>	<b>2042</b>	<b>1786</b>	<b>895</b>	<b>0.619</b>	<b>725</b>	<b>308</b>	<b>312</b>	<b>25</b>	<b>80</b>	<b>1830</b>	<b>2061</b>	<b>721</b>	<b>0.497</b>			

#### OVERALL

##### Longest unbeaten streak vs. one opponent:

14 - (14-0-0-0) 10/15/05-1/27/07 vs. St. Louis

##### Longest winning streak vs. one opponent:

14 - 10/15/05-1/27/07 vs. St. Louis

##### Longest winless streak vs. one opponent:

8 - twice, (0-6-2-0) 4/7/01-12/12/02 vs. St. Louis &

(0-4-3-1) 2/19/99-10/25/00 vs. Colorado

##### Longest losing streak vs. one opponent:

6 - five times, 1/29/01-11/3/02 vs. Phoenix,

11/22/00-11/2/01 vs. Dallas, 12/6/07-1/1/09 vs.

Vancouver, 3/31/12-4/19/13 vs. Chicago & 4/9/13-

3/15/14 vs. St. Louis

##### Most wins in one season vs. one opponent:

8 - twice, 2005-06 vs. St. Louis (8-0-0) & 2006-07

vs. Columbus (8-0-0)

##### Most losses in one season vs. one opponent:

5 - four times, 1998-99 vs. Detroit (1-5-0), 2006-07

vs. Detroit (2-5-1), 2012-13 vs. Chicago (0-3-2) &

2013-14 vs. St. Louis (0-4-1)

#### HOME

##### Longest unbeaten streak vs. one opponent:

17 - (17-0-0) 11/18/06-4/8/11 vs. Columbus

##### Longest winning streak vs. one opponent:

17 - 11/18/06-4/8/11 vs. Columbus

##### Longest winless streak vs. one opponent:

11 - (0-8-3-0) 4/12/99-1/13/04 vs. Los Angeles

##### Longest losing streak vs. one opponent:

6 - twice, 10/23/08-2/11 vs. Calgary &

4/9/13-3/15/14 vs. St. Louis

#### ROAD

##### Longest unbeaten streak vs. one opponent:

8 - (7-0-1-0) 3/1/04-1/27/07 vs. St. Louis

##### Longest winning streak vs. one opponent:

7 - 10/15/05-1/27/07 vs. St. Louis

##### Longest winless streak vs. one opponent:

9 - twice, (0-8-1-0) 12/4/00-12/28/05 vs. Vancouver &

(0-7-1-1) 4/7/01-3/1/04 vs. St. Louis

##### Longest losing streak vs. one opponent:

8 - 4/7/01-12/6/03 vs. St. Louis



# NHL & OPPONENTS

## ANAHEIM DUCKS

### 2017-18 SEASON SERIES

#### @ NASHVILLE

Date	Score	W/Goal
08 Mar '18	ANA 2 @ NSH 4	Austin Watson
02 Dec '17 **	ANA 2 @ NSH 3	Kevin Fiala

#### GOALS BY PERIOD

	1st	2nd	3rd	OT	Total
Nashville	4	4	3	0	11
Anaheim	0	3	4	0	7

#### INDIVIDUAL SCORING

PLAYER	PREDATORS							
	GP	G	A	P	+/-	PIM	PP	SH
Viktor Arvidsson	3	2	2	4	-2	0	1	0
Filip Forsberg	3	0	3	3	-1	4	0	0
Colton Sissons	3	0	3	3	2	0	0	0
Ryan Johansen	3	1	1	2	1	7	0	0
Austin Watson	3	1	1	2	4	0	0	1
Kevin Fiala	2	1	1	2	1	0	1	0
Roman Josi	2	1	1	2	2	2	0	0
Frederick Gaudreau	2	0	2	2	2	0	0	0
Kyle Turris	2	0	2	2	1	0	0	0
Calle Jarnkrok	3	1	0	1	2	2	1	0
Craig Smith	3	1	0	1	0	0	0	0
P.K. Subban	3	1	0	1	-1	2	0	0
Scott Hartnell	2	1	0	1	0	0	0	0
Matt Irwin	2	1	0	1	2	0	0	0
Mattias Ekholm	3	0	1	1	1	6	0	0
Yannick Weber	2	0	1	1	2	0	0	0
Pontus Aberg	1	0	1	1	1	0	0	0
Ryan Ellis	1	0	1	1	1	2	0	0
Ryan Hartman	1	0	1	1	1	0	0	0
Alexei Emelin	3	0	0	0	-2	0	0	0
Anthony Bitetto	2	0	0	0	1	0	0	0
Nick Bonino	2	0	0	0	-1	0	0	0
Cody McLeod	2	0	0	0	1	5	0	0
Mike Fisher	1	0	0	0	0	0	0	0

Power Play: 3-9 33.3% / Penalty Killing: 6-8 75.0%

#### GOALTENDING

##### PREDATORS

	GP	MIN	W-L-OT	GA	SA	SV	GAA	SV%
Pekka Rinne	3	185	3-0-0	7	106	99	2.27	.934

##### DUCKS

	GP	MIN	W-L-OT	GA	SA	SV	GAA	SV%
Ryan Miller	1	65	0-0-1	2	35	33	1.85	.943
John Gibson	2	118	0-2-0	8	57	49	4.08	.860

#### @ ANAHEIM

Date	Score	W/Goal
03 Nov '17	NSH 5 @ ANA 3	Viktor Arvidsson

\* overtime \*\* shootout

#### SHOTS BY PERIOD

	1st	2nd	3rd	OT	Total
Nashville	28	28	36	2	93
Anaheim	35	27	42	2	106

PLAYER	DUCKS							
	GP	G	A	P	+/-	PIM	PP	SH
Rickard Rakell	2	2	1	3	4	0	0	0
Corey Perry	3	1	2	3	3	2	1	0
Hampus Lindholm	3	1	1	2	2	2	1	0
Jakob Silfverberg	2	1	1	2	1	0	0	0
Ryan Getzlaf	1	0	2	2	-1	0	0	0
Cam Fowler	2	1	0	1	1	0	0	0
Antoine Vermette	2	1	0	1	0	0	0	0
Derek Grant	3	0	1	1	1	0	0	0
Ondrej Kase	3	0	1	1	2	0	0	0
Brandon Montour	3	0	1	1	-3	0	0	0
Nick Ritchie	3	0	1	1	0	10	0	0
Adam Henrique	2	0	1	1	-2	0	0	0
Chris Wagner	2	0	1	1	2	2	0	0
Francois Beauchemin	3	0	0	0	1	0	0	0
Kevin Bieksa	3	0	0	0	-1	0	0	0
Andrew Cogliano	3	0	0	0	0	2	0	0
Josh Manson	3	0	0	0	1	7	0	0
Dennis Rasmussen	2	0	0	0	-1	0	0	0
Logan Shaw	2	0	0	0	-1	0	0	0
Joseph Blandisi	1	0	0	0	1	2	0	0
Jared Boll	1	0	0	0	-1	0	0	0
Jason Chimera	1	0	0	0	0	0	0	0
Chris Kelly	1	0	0	0	0	0	0	0
Ryan Kesler	1	0	0	0	0	5	0	0
Kevin Roy	1	0	0	0	0	0	0	0
Sami Vatanen	1	0	0	0	-1	0	0	0

Power Play: 2-8 25.0% / Penalty Killing: 6-9 66.7%





Honda Center • 2695 Katella Ave.  
 Anaheim, CA 92806 • (714) 940-2900

GM: Bob Murray

Head Coach: Randy Carlyle

PR: Alex Gilchrist, Steve Hoem, Keren Lynch

OT column includes both ties and overtime losses in 1999-00, 2000-01 (two home ties and one road OTL), 2001-02, 2002-03 (one home OTL) & 2003-04. OT column includes ties in 1998-99.

Season	OVERALL						HOME						ROAD								
	GP	W	L	OT	PTS	GF	GA	GP	W	L	OT	PTS	GF	GA	GP	W	L	OT	PTS	GF	GA
1998-99	4	2	2	0	4	8	11	2	2	0	0	4	5	2	2	0	2	0	0	3	9
1999-00	4	0	4	0	0	5	13	2	0	2	0	0	4	9	2	0	2	0	0	1	4
2000-01	4	1	0	3	5	8	6	2	0	0	2	2	5	5	2	1	0	1	3	3	1
2001-02	4	1	3	0	2	8	13	2	1	1	0	2	3	4	2	0	2	0	0	5	9
2002-03	4	1	2	1	3	4	8	2	1	0	1	3	3	3	2	0	2	0	0	1	5
2003-04	4	3	1	0	6	11	10	2	1	1	0	2	4	5	2	2	0	0	4	7	5
2005-06	4	1	3	0	2	9	16	2	1	1	0	2	5	6	2	0	2	0	0	4	10
2006-07	4	2	1	1	5	10	11	2	2	0	0	4	8	4	2	0	1	1	1	2	7
2007-08	4	1	3	0	2	8	12	2	1	1	0	2	5	4	2	0	2	0	0	3	8
2008-09	4	2	0	2	6	12	11	2	1	0	1	3	5	4	2	1	0	1	3	7	7
2009-10	4	2	2	0	4	6	8	2	1	1	0	2	5	4	2	1	1	0	2	1	4
2010-11	4	3	1	0	6	17	11	2	2	0	0	4	9	5	2	1	1	0	2	8	6
2011-12	4	4	0	0	8	13	5	2	2	0	0	4	6	2	2	2	0	0	4	7	3
2012-13	3	0	1	2	2	5	11	1	0	0	1	1	2	3	2	0	1	1	1	3	8
2013-14	3	1	2	0	2	10	11	2	0	2	0	0	5	9	1	1	0	0	2	5	2
2014-15	3	0	2	1	1	7	13	1	0	1	0	0	2	5	2	0	1	1	1	5	8
2015-16	3	2	1	0	4	10	7	2	2	0	0	4	8	3	1	0	1	0	0	2	4
2016-17	3	1	1	1	3	9	9	1	1	0	0	2	5	0	2	0	1	1	1	4	9
2017-18	3	3	0	0	6	11	7	2	2	0	0	4	6	4	1	1	0	0	2	5	3
<b>Totals</b>	<b>70</b>	<b>30</b>	<b>29</b>	<b>11</b>	<b>71</b>	<b>170</b>	<b>188</b>	<b>35</b>	<b>20</b>	<b>10</b>	<b>5</b>	<b>45</b>	<b>94</b>	<b>79</b>	<b>35</b>	<b>10</b>	<b>19</b>	<b>6</b>	<b>26</b>	<b>76</b>	<b>109</b>

Season	DATE	VISITOR	HOME	SCORE	OT	Season	DATE	VISITOR	HOME	SCORE	OT
	December 16, 1998	Nashville	1 ANAHEIM	6			February 5, 2009	Anaheim	2 NASHVILLE	4	
	January 4, 1999	Anaheim	1 NASHVILLE	2			March 18, 2009	Nashville	3 ANAHEIM	4	OT
	March 5, 1999	Nashville	2 ANAHEIM	3			March 24, 2009	ANAHEIM	2 Nashville	1	SO
1999-00	November 27, 1999	ANAHEIM	4 Nashville	3		2009-10	November 5, 2009	Nashville	0 ANAHEIM	4	
	March 5, 2000	Nashville	0 ANAHEIM	1			January 2, 2010	Anaheim	1 NASHVILLE	3	
	April 3, 2000	Nashville	1 ANAHEIM	3			January 9, 2010	ANAHEIM	3 Nashville	2	
	April 7, 2000	ANAHEIM	5 Nashville	1			March 12, 2010	NASHVILLE	1 Anaheim	0	
2000-01	November 4, 2000	Anaheim	3 Nashville	3	OT	2010-11	October 9, 2010	Anaheim	1 NASHVILLE	4	
	December 28, 2000	Anaheim	2 Nashville	2	OT		November 7, 2010	Nashville	4 ANAHEIM	5	
	January 31, 2001	NASHVILLE	3 Anaheim	0			January 5, 2011	NASHVILLE	4 Anaheim	1	
	March 11, 2001	Nashville	0 ANAHEIM	1	OT		March 24, 2011	Anaheim	4 NASHVILLE	5	
2001-02	December 2, 2001	Nashville	2 ANAHEIM	4		2011-12	October 29, 2011	Anaheim	0 NASHVILLE	3	
	January 12, 2002	Anaheim	1 NASHVILLE	2			November 9, 2011	NASHVILLE	4 Anaheim	2	
	January 14, 2002	Nashville	3 ANAHEIM	5			December 10, 2011	Anaheim	2 NASHVILLE	3	
	January 26, 2002	ANAHEIM	3 Nashville	1			March 18, 2012	NASHVILLE	3 Anaheim	1	
2002-03	November 6, 2002	Nashville	1 ANAHEIM	2		2012-13	January 26, 2013	Nashville	2 ANAHEIM	3	SO
	December 8, 2002	Nashville	0 ANAHEIM	3			February 16, 2013	ANAHEIM	3 Nashville	2	SO
	February 15, 2003	Anaheim	1 NASHVILLE	2			February 27, 2013	Nashville	1 ANAHEIM	5	
	April 1, 2003	ANAHEIM	2 Nashville	1	OT	2013-14	January 9, 2014	ANAHEIM	4 Nashville	3	
2003-04	October 9, 2003	Anaheim	1 NASHVILLE	3			February 8, 2014	ANAHEIM	5 Nashville	2	
	November 21, 2003	NASHVILLE	4 Anaheim	3	OT		April 4, 2014	NASHVILLE	5 Anaheim	2	
	February 20, 2004	NASHVILLE	3 Anaheim	2	OT	2014-15	January 4, 2015	Nashville	3 ANAHEIM	4	SO
	March 23, 2004	ANAHEIM	4 Nashville	1			February 5, 2015	ANAHEIM	5 Nashville	2	
2005-06	October 8, 2005	Anaheim	2 NASHVILLE	3	SO		March 15, 2015	Nashville	2 ANAHEIM	4	
	November 1, 2005	Nashville	1 ANAHEIM	4		2015-16	October 22, 2015	Anaheim	1 NASHVILLE	5	
	January 1, 2006	ANAHEIM	4 Nashville	2			November 1, 2015	Nashville	2 ANAHEIM	4	
	March 24, 2006	Nashville	3 ANAHEIM	6			November 17, 2015	Anaheim	2 NASHVILLE	3	
2006-07	December 6, 2006	Nashville	0 ANAHEIM	4		2016-17	October 26, 2016	Nashville	1 ANAHEIM	6	
	January 9, 2007	Anaheim	4 NASHVILLE	5	OT		November 12, 2016	Anaheim	0 NASHVILLE	5	
	February 3, 2007	Anaheim	0 NASHVILLE	3			March 7, 2017	Nashville	3 ANAHEIM	4	SO
	March 4, 2007	Nashville	2 ANAHEIM	3	SO	2017-18	November 3, 2017	NASHVILLE	5 Anaheim	3	
2007-08	October 17, 2007	Nashville	1 ANAHEIM	3			December 2, 2017	Anaheim	2 NASHVILLE	3	SO
	December 8, 2007	Anaheim	2 NASHVILLE	4			March 3, 2018	Anaheim	2 NASHVILLE	4	
	January 7, 2008	Nashville	2 ANAHEIM	5							
	January 17, 2008	ANAHEIM	2 Nashville	1							

NHL & OPPONENTS



# NHL & OPPONENTS

## ARIZONA COYOTES

### 2017-18 SEASON SERIES

#### @ NASHVILLE

Date	Score	W/Goal
18 Jan '18 **	ARI 2 @ NSH 3	Craig Smith

#### GOALS BY PERIOD

	1st	2nd	3rd	OT	Total
Nashville	0	3	4	0	7
Arizona	0	4	2	1	7

#### INDIVIDUAL SCORING

PLAYER	PREDATORS							
	GP	G	A	P	+/-	PIM	PP	SH
Ryan Ellis	3	3	1	4	3	0	0	0
Craig Smith	3	1	2	3	4	2	0	0
Kyle Turris	3	1	2	3	4	2	0	0
Kevin Fiala	3	1	1	2	4	2	0	0
Scott Hartnell	3	1	1	2	1	2	0	0
Roman Josi	3	0	2	2	1	0	0	0
Nick Bonino	3	0	1	1	-1	0	0	0
Colton Sissons	3	0	1	1	-2	4	0	0
Mattias Ekholm	3	0	0	0	-1	0	0	0
Alexei Emelin	3	0	0	0	1	0	0	0
Ryan Johansen	3	0	0	0	-1	2	0	0
Mikka Salomaki	3	0	0	0	-1	0	0	0
P.K. Subban	3	0	0	0	-1	0	0	0
Austin Watson	3	0	0	0	-1	2	0	0
Pontus Aberg	2	0	0	0	1	0	0	0
Viktor Arvidsson	2	0	0	0	-2	0	0	0
Calle Jarnkrok	2	0	0	0	0	0	0	0
Anthony Bitetto	1	0	0	0	0	2	0	0
Filip Forsberg	1	0	0	0	-1	0	0	0
Frederick Gaudreau	1	0	0	0	1	0	0	0
Ryan Hartman	1	0	0	0	-2	0	0	0
Matt Irwin	1	0	0	0	-1	0	0	0
Yannick Weber	1	0	0	0	1	0	0	0

Power Play: 0-8 0.0% / Penalty Killing: 8-9 88.9%

#### GOALTENDING

##### PREDATORS

	GP	MIN	W-L-OT	GA	SA	SV	GAA	SV%
Pekka Rinne	2	125	2-0-0	4	63	59	1.92	.937
Jouhe Saros	1	62	0-0-1	3	25	22	2.89	.880

##### COYOTES

	GP	MIN	W-L-OT	GA	SA	SV	GAA	SV%
Antti Raanta	2	127	1-0-1	4	78	74	1.89	.949
Darcy Kuemper	1	58	0-1-0	3	29	26	3.08	.897

#### @ ARIZONA

Date	Score	W/Goal
15 Mar '18	NSH 3 @ ARI 2	Kevin Fiala
04 Jan '18 *	NSH 2 @ ARI 3	Christian Fischer

\* overtime \*\* shootout

#### SHOTS BY PERIOD

	1st	2nd	3rd	OT	Total
Nashville	37	26	40	4	107
Arizona	21	31	32	4	88

#### COYOTES

PLAYER	GP	G	A	P	+/-	PIM	PP	SH
Derek Stepan	3	0	3	3	2	4	0	0
Oliver Ekman-Larsson	3	2	0	2	0	2	0	0
Jason Demers	3	0	2	2	-1	0	0	0
Richard Panik	2	0	2	2	2	0	0	0
Nick Cousins	3	1	0	1	-3	4	1	0
Christian Dvorak	3	1	0	1	0	0	0	0
Christian Fischer	3	1	0	1	1	0	0	0
Brendan Perlini	3	1	0	1	1	0	0	0
Anthony Duclair	1	1	0	1	1	0	0	0
Max Domi	3	0	1	1	1	0	0	0
Alex Goligoski	3	0	1	1	-4	2	0	0
Clayton Keller	3	0	1	1	0	0	0	0
Jordan Martinook	3	0	1	1	-4	0	0	0
Jakob Chychrun	2	0	1	1	2	0	0	0
Josh Archibald	3	0	0	0	-2	0	0	0
Kevin Connauton	3	0	0	0	2	0	0	0
Niklas Hjalmarsson	2	0	0	0	-3	0	0	0
Brad Richardson	2	0	0	0	-4	6	0	0
Tobias Rieder	2	0	0	0	1	0	0	0
Luke Schenn	2	0	0	0	1	0	0	0
Lawson Crouse	1	0	0	0	0	0	0	0
Freddie Hamilton	1	0	0	0	0	0	0	0

Power Play: 1-9 11.1% / Penalty Killing: 8-8 100.0%



Gila River Arena • 6751 White Out Way #200  
Glendale, AZ 85305 • (623) 772-3200

GM: John Chayka

Head Coach: Rick Tocchet

PR: Rich Nairn, Greg Dillard, Jeffrey Sanders

Season	OVERALL					HOME					ROAD										
	GP	W	L	OT	PTS	GF	GA	GP	W	L	OT	PTS	GF	GA	GP	W	L	OT	PTS	GF	GA
1998-99	4	2	2	0	4	10	12	2	1	1	0	2	3	5	2	1	1	0	2	7	7
1999-00	4	1	2	1	3	13	16	2	0	1	1	1	7	10	2	1	1	0	2	6	6
2000-01	4	3	1	0	6	14	11	2	2	0	0	4	8	4	2	1	1	0	2	6	7
2001-02	4	0	4	0	0	6	11	2	0	2	0	0	2	4	2	0	2	0	0	4	7
2002-03	4	1	2	1	3	6	8	2	1	1	0	2	5	5	2	0	1	1	1	1	3
2003-04	4	3	0	1	7	18	9	2	1	0	1	3	7	6	2	2	0	0	4	11	3
2005-06	4	3	1	0	6	15	10	2	2	0	0	4	7	1	2	1	1	0	2	8	9
2006-07	4	2	2	0	4	12	8	2	2	0	0	4	8	2	2	0	2	0	0	4	6
2007-08	4	2	1	1	5	15	15	2	1	1	0	2	6	8	2	1	0	1	3	9	7
2008-09	4	3	1	0	6	9	4	2	2	0	0	4	6	2	2	1	1	0	2	3	2
2009-10	4	1	2	1	3	8	13	2	1	0	1	3	4	4	2	0	2	0	0	4	9
2010-11	4	2	2	0	4	13	9	2	1	1	0	2	5	3	2	1	1	0	2	8	6
2011-12	4	2	2	0	4	12	12	2	0	2	0	0	4	8	2	2	0	0	4	8	4
2012-13	3	1	2	0	2	7	11	2	1	1	0	2	7	7	1	0	1	0	0	0	4
2013-14	3	2	0	1	5	10	7	2	2	0	0	4	6	2	1	0	0	1	1	4	5
2014-15	3	3	0	0	6	11	5	1	1	0	0	2	4	3	2	2	0	0	4	7	2
2015-16	3	2	1	0	4	8	8	2	2	0	0	4	8	4	1	0	1	0	0	0	4
2016-17	3	1	1	1	3	6	7	1	1	0	0	2	3	1	2	0	1	1	1	3	6
2017-18	3	2	0	1	6	7	7	1	1	0	0	2	2	2	2	1	0	1	3	5	5
<b>TOTALS</b>	<b>70</b>	<b>36</b>	<b>26</b>	<b>9</b>	<b>81</b>	<b>196</b>	<b>181</b>	<b>35</b>	<b>22</b>	<b>10</b>	<b>3</b>	<b>47</b>	<b>100</b>	<b>80</b>	<b>35</b>	<b>14</b>	<b>16</b>	<b>5</b>	<b>33</b>	<b>96</b>	<b>101</b>

OT column includes both ties and overtime losses in 1999-00 (one home tie), 2000-01, 2001-02, 2002-03 (one road OTL) and 2003-04 (one home tie). OT column includes ties in 1998-99 (one home tie).

DATE	VISITOR	HOME	DATE	VISITOR	HOME	
<b>1998-99</b>	January 15, 1999	PHOENIX 0 NASHVILLE 2	<b>2008-09</b>	December 18, 2008	Nashville 1 PHOENIX 2	
	January 31, 1999	PHOENIX 5 Nashville 1		February 3, 2009	PHOENIX 1 NASHVILLE 2	
	March 7, 1999	Nashville 3 PHOENIX 4		February 26, 2009	Phoenix 1 NASHVILLE 4	
	April 9, 1999	NASHVILLE 4 Phoenix 3		March 14, 2009	NASHVILLE 2 Phoenix 0	
<b>1999-00</b>	November 30, 1999	PHOENIX 6 Nashville 3	<b>2009-10</b>	January 21, 2010	Nashville 2 PHOENIX 4	
	January 18, 1999	Phoenix 4 Nashville 4 OT		February 2, 2010	PHOENIX 1 Nashville 0 SO	
	March 17, 2000	NASHVILLE 4 Phoenix 3 OT		March 25, 2010	Phoenix 3 NASHVILLE 4 SO	
	April 5, 2000	Nashville 2 PHOENIX 3		April 7, 2010	Nashville 2 PHOENIX 5	
<b>2000-01</b>	January 29, 2001	NASHVILLE 5 Phoenix 2	<b>2010-11</b>	November 3, 2010	Nashville 3 PHOENIX 4	
	March 6, 2001	Nashville 1 PHOENIX 5		November 30, 2010	Phoenix 0 NASHVILLE 3	
	March 17, 2001	Phoenix 1 NASHVILLE 4		January 18, 2011	NASHVILLE 5 Phoenix 2	
	March 29, 2001	Phoenix 3 NASHVILLE 4 OT		February 19, 2011	PHOENIX 3 Nashville 2	
<b>2001-02</b>	November 29, 2001	Nashville 0 PHOENIX 1	<b>2011-12</b>	October 13, 2011	PHOENIX 5 Nashville 2	
	January 21, 2002	PHOENIX 1 Nashville 0		November 3, 2011	NASHVILLE 3 Phoenix 0	
	March 15, 2002	PHOENIX 3 Nashville 2		December 6, 2011	PHOENIX 3 Nashville 2	
	April 14, 2002	Nashville 4 PHOENIX 6		March 12, 2012	NASHVILLE 5 Phoenix 4 SO	
<b>2002-03</b>	October 22, 2002	PHOENIX 2 Nashville 1	<b>2012-13</b>	January 28, 2013	Nashville 0 PHOENIX 4	
	November 3, 2002	Nashville 1 PHOENIX 2 OT		February 14, 2013	Phoenix 0 NASHVILLE 3	
	January 11, 2003	Phoenix 3 NASHVILLE 4 OT		March 28, 2013	PHOENIX 7 Nashville 4	
	April 4, 2003	Nashville 0 PHOENIX 1	<b>2013-14</b>	October 31, 2013	Nashville 4 PHOENIX 5 SO	
<b>2003-04</b>	December 22, 2003	Phoenix 3 Nashville 3 OT		November 25, 2013	Phoenix 2 NASHVILLE 4	
	December 27, 2003	NASHVILLE 3 Phoenix 1		April 10, 2014	Phoenix 0 NASHVILLE 2	
	January 15, 2004	Phoenix 3 NASHVILLE 4	<b>2014-15</b>	October 21, 2014	Arizona 3 NASHVILLE 4 SO	
	February 21, 2004	NASHVILLE 8 Phoenix 2		December 11, 2014	NASHVILLE 5 Arizona 1	
<b>2005-06</b>	October 13, 2005	NASHVILLE 5 Phoenix 4 SO		March 9, 2015	NASHVILLE 2 Arizona 1 OT	
	March 16, 2006	Phoenix 0 NASHVILLE 2	<b>2015-16</b>	December 1, 2015	Arizona 2 NASHVILLE 5	
	March 28, 2006	Nashville 3 PHOENIX 5		January 9, 2016	Nashville 0 ARIZONA 4	
	April 15, 2006	Phoenix 1 NASHVILLE 5		April 7, 2016	Arizona 2 NASHVILLE 3 OT	
<b>2006-07</b>	October 14, 2006	Phoenix 1 NASHVILLE 4	<b>2016-17</b>	November 3, 2016	Nashville 2 ARIZONA 3 SO	
	December 4, 2006	Nashville 2 PHOENIX 3		December 10, 2016	Nashville 1 ARIZONA 4	
	February 1, 2007	Nashville 2 PHOENIX 3		March 20, 2017	Arizona 1 NASHVILLE 3	
	February 19, 2007	Phoenix 1 NASHVILLE 4	<b>2017-18</b>	January 4, 2018	Nashville 2 ARIZONA 3 OT	
<b>2007-08</b>	October 11, 2007	PHOENIX 6 Nashville 3		January 18, 2018	Arizona 2 NASHVILLE 3 SO	
	January 24, 2008	Nashville 3 PHOENIX 4 OT		March 15, 2018	NASHVILLE 3 Arizona 2	
	February 2, 2008	Phoenix 2 NASHVILLE 3 OT				
	February 10, 2008	NASHVILLE 6 Phoenix 3				

NHL & OPPONENTS



# NHL & OPPONENTS

## BOSTON BRUINS

### 2017-18 SEASON SERIES

#### @ NASHVILLE

Date	Score	W/Goal
04 Dec '17	BOS 3 @ NSH 5	Kevin Fiala

#### @ BOSTON

Date	Score	W/Goal
05 Oct '17	NSH 3 @ BOS 4	Brad Marchand

\* overtime \*\* shootout

### GOALS BY PERIOD

	1st	2nd	3rd	OT	Total
Nashville	3	2	3	-	8
Boston	1	3	3	-	7

### SHOTS BY PERIOD

	1st	2nd	3rd	OT	Total
Nashville	19	14	21	-	54
Boston	25	23	24	-	72

### INDIVIDUAL SCORING

PLAYER	PREDATORS							
	GP	G	A	P	+/-	PIM	PP	SH
Craig Smith	2	2	1	3	2	0	0	0
Viktor Arvidsson	2	1	2	3	1	2	0	0
Filip Forsberg	2	2	0	2	0	2	1	0
Kevin Fiala	2	1	1	2	0	0	0	0
Ryan Johansen	1	0	2	2	0	0	0	0
Kyle Turris	1	0	2	2	2	0	0	0
Nick Bonino	2	1	0	1	-1	0	0	0
Scott Hartnell	1	1	0	1	-2	0	1	0
Mattias Ekholm	2	0	1	1	2	0	0	0
Alexei Emelin	2	0	1	1	1	2	0	0
Calle Jankrok	2	0	1	1	-1	0	0	0
Roman Josi	2	0	1	1	0	4	0	0
Colton Sissons	2	0	1	1	0	4	0	0
P.K. Subban	2	0	1	1	0	0	0	0
Matt Irwin	2	0	0	0	-1	2	0	0
Mikko Salomaki	2	0	0	0	0	0	0	0
Austin Watson	2	0	0	0	0	0	0	0
Yannick Weber	2	0	0	0	0	0	0	0
Pontus Aberg	1	0	0	0	0	0	0	0
Frederick Gaudreau	1	0	0	0	1	0	0	0
Cody McLeod	1	0	0	0	0	7	0	0

Power Play: 2-9 22.2% / Penalty Killing: 6-8 75.0%

PLAYER	BRUINS							
	GP	G	A	P	+/-	PIM	PP	SH
David Krejci	2	0	4	4	0	0	0	0
Charlie McAvoy	2	2	1	3	-2	6	1	0
David Pastrnak	2	2	0	2	0	0	1	0
Brad Marchand	2	1	1	2	2	2	0	1
Jake DeBrusk	1	1	1	2	2	0	0	0
Zdeno Chara	2	1	0	1	0	2	0	0
Anders Bjork	2	0	1	1	1	0	0	0
Brandon Carlo	2	0	1	1	1	0	0	0
Riley Nash	2	0	1	1	-2	0	0	0
David Backes	1	0	1	1	-2	2	0	0
Patrice Bergeron	1	0	1	1	1	0	0	0
Danton Heinen	1	0	1	1	-2	0	0	0
Noel Acciari	2	0	0	0	-1	0	0	0
Matt Grzelcyk	2	0	0	0	0	2	0	0
Sean Kuraly	2	0	0	0	-2	2	0	0
Kevan Miller	2	0	0	0	1	2	0	0
Tim Schaller	2	0	0	0	0	0	0	0
Ryan Spooner	2	0	0	0	-1	0	0	0
Matt Beleskey	1	0	0	0	0	0	0	0
Torey Krug	1	0	0	0	-1	0	0	0
Adam McQuaid	1	0	0	0	-1	5	0	0
Frank Vatrano	1	0	0	0	0	2	0	0

Power Play: 2-8 25.0% / Penalty Killing: 7-9 77.8%

### GOALTENDING

#### PREDATORS

	GP	MIN	W-L-OT	GA	SA	SV	GAA	SV%
Pekka Rinne	2	117	1-1-0	6	71	65	3.09	.915

#### BRUINS

	GP	MIN	W-L-OT	GA	SA	SV	GAA	SV%
Toukka Rask	2	93	1-0-0	4	40	36	2.59	.900
Anton Khudobin	1	24	0-1-0	4	14	10	9.93	.714



TD Garden • 100 Legends Way  
Boston, MA 02114 • (617) 624-2327

GM: Don Sweeney

Head Coach: Bruce Cassidy

PR: Matt Chmura, Brandon McNelis, Travis Basciotta,  
Heidi Holland, Sarah McMahon

Season	OVERALL							HOME							ROAD						
	GP	W	L	OT	PTS	GF	GA	GP	W	L	OT	PTS	GF	GA	GP	W	L	OT	PTS	GF	GA
1998-99	2	0	2	0	0	3	13	1	0	1	0	0	2	5	1	0	1	0	0	1	8
1999-00	2	1	1	0	2	5	6	1	0	1	0	0	2	5	1	1	0	0	2	3	1
2000-01	2	1	0	1	3	3	2	1	1	0	0	2	1	0	1	0	0	1	1	2	2
2001-02	1	0	1	0	0	1	2	1	0	1	0	0	1	2	0	0	0	0	0	0	0
2002-03	2	1	1	0	2	6	3	1	1	0	0	2	5	1	1	0	1	0	0	1	2
2003-04	2	1	1	0	2	4	4	1	0	1	0	0	2	3	1	1	0	0	2	2	1
2006-07	1	1	0	0	2	5	0	1	1	0	0	2	5	0	0	0	0	0	0	0	0
2007-08	1	0	1	0	0	1	3	0	0	0	0	0	0	0	1	0	1	0	0	1	3
2008-09	1	1	0	0	2	3	2	1	1	0	0	2	3	2	0	0	0	0	0	0	0
2009-10	1	0	1	0	0	2	3	0	0	0	0	0	0	0	1	0	1	0	0	2	3
2010-11	1	1	0	0	2	4	3	1	1	0	0	2	4	3	0	0	0	0	0	0	0
2011-12	1	0	0	1	1	3	4	0	0	0	0	0	0	0	1	0	0	1	1	3	4
2012-13	0	0	0	0	0	0	0	0	0	0	0	0	0	0	0	0	0	0	0	0	0
2013-14	2	0	1	1	1	4	9	1	0	1	0	0	2	6	1	0	0	1	1	2	3
2014-15	2	1	1	0	2	6	7	1	1	0	0	2	3	2	1	0	1	0	0	3	5
2015-16	2	2	0	0	4	5	2	1	1	0	0	2	2	0	1	1	0	0	2	3	2
2016-17	2	1	1	0	2	3	5	1	1	0	0	2	2	1	1	0	1	0	0	1	4
2017-18	2	1	1	0	2	8	7	1	1	0	0	2	5	3	1	0	1	0	0	3	4
<b>Totals</b>	<b>27</b>	<b>12</b>	<b>12</b>	<b>3</b>	<b>27</b>	<b>64</b>	<b>74</b>	<b>14</b>	<b>9</b>	<b>5</b>	<b>0</b>	<b>18</b>	<b>37</b>	<b>33</b>	<b>13</b>	<b>3</b>	<b>7</b>	<b>3</b>	<b>9</b>	<b>27</b>	<b>41</b>

OT column includes both ties and overtime losses in 1999-00, 2000-01 (one road tie), 2001-02, 2002-03 & 2003-04. OT column includes ties in 1998-99.

	DATE	VISITOR	HOME
<b>1998-99</b>	December 30, 1998	<b>BOSTON</b>	5 Nashville 2
	January 18, 1999	Nashville	1 <b>BOSTON</b> 8
<b>1999-00</b>	November 24, 1999	<b>BOSTON</b>	5 Nashville 2
	December 21, 1999	<b>NASHVILLE</b>	3 Boston 1
<b>2000-01</b>	November 11, 2000	Nashville	2 Boston 2 OT
	January 19, 2001	Boston	0 <b>NASHVILLE</b> 1 OT
<b>2001-02</b>	October 20, 2001	<b>BOSTON</b>	2 Nashville 1
<b>2002-03</b>	January 28, 2003	Nashville	1 <b>BOSTON</b> 2
	February 17, 2003	Boston	1 <b>NASHVILLE</b> 5
<b>2003-04</b>	November 28, 2003	<b>NASHVILLE</b>	2 Boston 1
	March 9, 2004	<b>BOSTON</b>	3 Nashville 2
<b>2006-07</b>	December 30, 2006	Boston	0 <b>NASHVILLE</b> 5
<b>2007-08</b>	January 29, 2008	Nashville	1 <b>BOSTON</b> 3
<b>2008-09</b>	February 14, 2009	Boston	2 <b>NASHVILLE</b> 3 SO

	DATE	VISITOR	HOME
<b>2009-10</b>	October 21, 2009	Nashville	2 <b>BOSTON</b> 3
<b>2010-11</b>	March 17, 2011	Boston	3 <b>NASHVILLE</b> 4 OT
<b>2011-12</b>	February 11, 2012	Nashville	3 <b>BOSTON</b> 4 SO
<b>2013-14</b>	December 23, 2013	<b>BOSTON</b>	6 Nashville 2
	January 2, 2014	Nashville	2 <b>BOSTON</b> 3 OT
<b>2014-15</b>	December 16, 2014	Boston	2 <b>NASHVILLE</b> 3 SO
	December 23, 2014	Nashville	3 <b>BOSTON</b> 5
<b>2015-16</b>	December 7, 2015	<b>NASHVILLE</b>	3 Boston 2
	February 18, 2016	Boston	0 <b>NASHVILLE</b> 2
<b>2016-17</b>	January 12, 2017	Boston	1 <b>NASHVILLE</b> 2
	March 28, 2017	Nashville	1 <b>BOSTON</b> 4
<b>2017-18</b>	October 5, 2017	Nashville	3 <b>BOSTON</b> 4
	December 4, 2017	Boston	3 <b>NASHVILLE</b> 5

NHL & OPPONENTS



# NHL & OPPONENTS

## BUFFALO SABRES

### 2017-18 SEASON SERIES

#### @ NASHVILLE

Date	Score	W/Goal
31 Mar '18	BUF 7 @ NSH 4	Sam Reinhart

#### GOALS BY PERIOD

	1st	2nd	3rd	OT	Total
Nashville	2	4	2	-	8
Buffalo	1	5	1	-	7

#### INDIVIDUAL SCORING

PLAYER	PREDATORS							
	GP	G	A	P	+/-	PIM	PP	SH
Nick Bonino	2	1	1	2	2	0	0	0
Ryan Johansen	2	1	1	2	1	2	0	0
Kyle Turris	2	1	1	2	1	2	0	0
Filip Forsberg	1	1	1	2	2	0	0	0
Austin Watson	1	1	1	2	1	14	0	0
Viktor Arvidsson	2	0	2	2	2	0	0	0
Mike Fisher	2	1	0	1	0	2	0	0
Ryan Hartman	2	1	0	1	0	0	0	0
P.K. Subban	2	1	0	1	0	0	1	0
Mattias Ekholm	2	0	1	1	2	2	0	0
Ryan Ellis	2	0	1	1	1	0	0	0
Alexei Emelin	2	0	1	1	1	2	0	0
Kevin Fiala	2	0	1	1	0	2	0	0
Scott Hartnell	2	0	1	1	0	15	0	0
Roman Josi	2	0	1	1	3	0	0	0
Colton Sissons	2	0	1	1	3	0	0	0
Craig Smith	2	0	1	1	-1	0	0	0
Miikka Salomaki	1	0	1	1	1	0	0	0
Anthony Bitetto	2	0	0	0	1	0	0	0
Eeli Tolvanen	1	0	0	0	0	0	0	0

Power Play: 1-4 25.0% / Penalty Killing: 7-11 63.6%

#### @ BUFFALO

Date	Score	W/Goal
19 Mar '18	NSH 4 @ BUF 0	Mike Fisher

\* overtime \*\* shootout

#### SHOTS BY PERIOD

	1st	2nd	3rd	OT	Total
Nashville	19	20	29	-	68
Buffalo	27	29	15	-	71

PLAYER	SABRES							
	GP	G	A	P	+/-	PIM	PP	SH
Jack Eichel	2	0	5	5	-2	0	0	0
Sam Reinhart	2	3	0	3	-1	0	2	0
Ryan O'Reilly	2	1	2	3	0	0	1	0
Rasmus Ristolainen	2	0	3	3	0	0	0	0
Kyle Okposo	2	2	0	2	-1	2	1	0
Jason Pominville	2	1	0	1	-2	0	0	0
Evan Rodrigues	2	0	1	1	0	0	0	0
Zemgus Girgensons	1	0	1	1	-1	2	0	0
Casey Mittelstadt	1	0	1	1	0	0	0	0
Nicholas Baptiste	2	0	0	0	0	0	0	0
Justin Falk	2	0	0	0	-1	0	0	0
Brendan Guhle	2	0	0	0	-2	2	0	0
Johan Larsson	2	0	0	0	-2	0	0	0
Casey Nelson	2	0	0	0	-2	0	0	0
Benoit Pouliot	2	0	0	0	0	2	0	0
Marco Scandella	2	0	0	0	-2	0	0	0
Scott Wilson	2	0	0	0	-2	0	0	0
Victor Antipin	1	0	0	0	0	0	0	0
Justin Bailey	1	0	0	0	0	0	0	0
Nathan Beauvieu	1	0	0	0	-1	0	0	0
Jordan Nolan	1	0	0	0	-1	0	0	0

Power Play: 4-11 36.4% / Penalty Killing: 3-4 75.0%

#### GOALTENDING

##### PREDATORS

	GP	MIN	W-L-OT	GA	SA	SV	GAA	SV%
Pekka Rinne	2	100	1-1-0	6	64	58	3.60	.906
Juuse Saros	1	17	0-0-0	1	7	6	3.52	.857

##### SABRES

	GP	MIN	W-L-OT	GA	SA	SV	GAA	SV%
Chad Johnson	1	60	1-0-0	4	36	32	4.00	.889
Linus Ullmark	1	60	0-1-0	4	32	28	4.03	.875



First Niagara Center • One Seymour H. Knox III Plaza  
Buffalo, NY 14203 • (716) 855-4100

GM: Jason Botterill

Head Coach: Phil Housley

PR: Chris Bandura, Ian Ott, Chris Dierken

Season	OVERALL							HOME							ROAD						
	GP	W	L	OT	PTS	GF	GA	GP	W	L	OT	PTS	GF	GA	GP	W	L	OT	PTS	GF	GA
1998-99	2	1	1	0	2	5	5	1	0	1	0	0	1	3	1	1	0	0	2	4	2
1999-00	2	1	0	1	3	5	5	1	0	0	1	1	1	2	1	1	0	0	2	4	3
2000-01	1	0	1	0	0	0	2	1	0	1	0	0	0	2	0	0	0	0	0	0	0
2001-02	2	1	0	1	3	7	4	1	1	0	0	2	4	1	1	0	0	1	1	3	3
2002-03	1	1	0	0	2	5	1	0	0	0	0	0	0	0	1	1	0	0	2	5	1
2003-04	1	1	0	0	2	4	1	1	1	0	0	2	4	1	0	0	0	0	0	0	0
2006-07	1	0	1	0	0	2	7	1	0	1	0	0	2	7	0	0	0	0	0	0	0
2007-08	1	0	1	0	0	4	8	0	0	0	0	0	0	0	1	0	1	0	0	4	8
2008-09	1	1	0	0	2	2	0	0	0	0	0	0	0	0	1	1	0	0	2	2	0
2009-10	1	0	1	0	0	0	1	1	0	1	0	0	0	1	0	0	0	0	0	0	0
2010-11	1	1	0	0	2	4	3	0	0	0	0	0	0	0	1	1	0	0	2	4	3
2011-12	1	0	1	0	0	2	3	1	0	1	0	0	2	3	0	0	0	0	0	0	0
2012-13	0	0	0	0	0	0	0	0	0	0	0	0	0	0	0	0	0	0	0	0	0
2013-14	2	2	0	0	4	10	2	1	1	0	0	2	6	1	1	1	0	0	2	4	1
2014-15	2	2	0	0	4	5	1	1	1	0	0	2	3	0	1	1	0	0	2	2	1
2015-16	2	1	1	0	2	4	6	1	0	1	0	0	1	4	1	1	0	0	2	3	2
2016-17	2	1	0	1	3	9	9	1	0	0	1	1	4	5	1	1	0	0	2	5	4
2017-18	2	1	1	0	2	8	7	1	0	1	0	0	4	7	1	1	0	0	2	4	0
<b>Totals</b>	<b>25</b>	<b>14</b>	<b>8</b>	<b>3</b>	<b>32</b>	<b>75</b>	<b>65</b>	<b>13</b>	<b>4</b>	<b>7</b>	<b>2</b>	<b>10</b>	<b>32</b>	<b>37</b>	<b>12</b>	<b>10</b>	<b>1</b>	<b>1</b>	<b>21</b>	<b>43</b>	<b>28</b>

OT column includes both ties and overtime losses in 1999-00 (one home OTL), 2000-01, 2001-02 (one road tie), 2002-03 & 2003-04. OT column includes ties in 1998-99.

	DATE	VISITOR	HOME	
1998-99	December 5, 1998	<b>BUFFALO</b>	3 Nashville	1
	January 28, 1999	<b>NASHVILLE</b>	4 Buffalo	2
1999-00	October 20, 1999	<b>NASHVILLE</b>	4 Buffalo	3
	February 10, 2000	<b>BUFFALO</b>	2 Nashville	1 OT
2000-01	January 6, 2001	<b>BUFFALO</b>	2 Nashville	0
2001-02	October 16, 2001	Nashville	3 Buffalo	3 OT
	November 13, 2001	Buffalo	1 <b>NASHVILLE</b>	4
2002-03	January 27, 2003	<b>NASHVILLE</b>	5 Buffalo	1
2003-04	November 29, 2003	Buffalo	1 <b>NASHVILLE</b>	4
2006-07	December 21, 2006	<b>BUFFALO</b>	7 Nashville	2
2007-08	February 27, 2008	Nashville	4 <b>BUFFALO</b>	8
2008-09	December 1, 2008	<b>NASHVILLE</b>	2 Buffalo	0
2009-10	October 10, 2009	<b>BUFFALO</b>	1 Nashville	0

	DATE	VISITOR	HOME	
2010-11	March 20, 2011	<b>NASHVILLE</b>	4 Buffalo	3 OT
	December 3, 2011	<b>BUFFALO</b>	3 Nashville	2
2013-14	March 11, 2014	<b>NASHVILLE</b>	4 Buffalo	1
	March 27, 2014	Buffalo	1 <b>NASHVILLE</b>	6
2014-15	February 22, 2015	<b>NASHVILLE</b>	2 Buffalo	1 SO
	March 21, 2015	Buffalo	0 <b>NASHVILLE</b>	3
2015-16	December 7, 2015	<b>NASHVILLE</b>	3 Buffalo	2
	February 18, 2016	<b>BUFFALO</b>	4 Nashville	1
2016-17	January 24, 2017	<b>BUFFALO</b>	5 Nashville	4 OT
	February 28, 2017	<b>NASHVILLE</b>	5 Buffalo	4
2017-18	March 19, 2018	<b>NASHVILLE</b>	4 Buffalo	0
	March 31, 2018	<b>BUFFALO</b>	7 Nashville	4

NHL & OPPONENTS



# NHL & OPPONENTS

## CALGARY FLAMES

### 2017-18 SEASON SERIES

#### @ NASHVILLE

Date	Score	W/Goal
15 Feb '18	CGY 4 @ NSH 3	Curtis Lazar
24 Oct '17 **	CGY 3 @ NSH 2	Matthew Tkachuk

### GOALS BY PERIOD

	1st	2nd	3rd	OT	Total
Nashville	3	3	1	0	7
Calgary	1	1	4	0	6

### INDIVIDUAL SCORING

PLAYER	PREDATORS							
	GP	G	A	P	+/-	PIM	PP	SH
Ryan Johansen	3	2	2	4	1	0	0	0
Roman Josi	3	1	1	2	-1	0	1	0
Viktor Arvidsson	3	0	2	2	1	0	0	0
Scott Hartnell	3	0	2	2	0	0	0	0
P.K. Subban	3	0	2	2	2	4	0	0
Kevin Fiala	3	1	0	1	0	2	0	0
Filip Forsberg	3	1	0	1	1	0	1	0
Yannick Weber	3	1	0	1	0	2	0	0
Nick Bonino	2	1	0	1	1	0	0	0
Pontus Aberg	3	0	1	1	0	2	0	0
Craig Smith	3	0	1	1	0	0	0	0
Ryan Ellis	1	0	1	1	0	0	0	0
Kyle Turris	1	0	1	1	0	0	0	0
Mattias Ekholm	3	0	0	0	1	2	0	0
Alexei Emelin	3	0	0	0	0	2	0	0
Calle Jarnkrok	3	0	0	0	0	0	0	0
Colton Sissons	3	0	0	0	-1	4	0	0
Austin Watson	3	0	0	0	-1	22	0	0
Anthony Bitetto	1	0	0	0	0	4	0	0
Frederick Gaudreau	1	0	0	0	-2	0	0	0
Matt Irwin	1	0	0	0	0	0	0	0
Cody McLeod	1	0	0	0	0	0	0	0
Miikka Salomaki	1	0	0	0	-1	0	0	0

Power Play: 2-11 18.2% / Penalty Killing: 10-12 83.3%

#### @ CALGARY

Date	Score	W/Goal
16 Dec '17	NSH 2 @ CGY 0	Ryan Johansen

\* overtime \*\* shootout

### SHOTS BY PERIOD

	1st	2nd	3rd	OT	Total
Nashville	23	35	28	4	90
Calgary	35	30	28	2	95

PLAYER	FLAMES							
	GP	G	A	P	+/-	PIM	PP	SH
Dougie Hamilton	3	1	3	4	1	4	1	0
Matthew Tkachuk	3	2	1	3	1	2	1	0
Johnny Gaudreau	3	0	2	2	1	0	0	0
Sean Monahan	3	0	2	2	1	4	0	0
Micheal Ferland	3	1	0	1	1	0	0	0
Mark Jankowski	3	1	0	1	-1	2	0	0
Curtis Lazar	2	1	0	1	1	2	0	0
Mikael Backlund	3	0	1	1	-2	4	0	0
Sam Bennett	3	0	1	1	-1	2	0	0
Mark Giordano	3	0	1	1	3	0	0	0
TJ Brodie	3	0	0	0	-3	0	0	0
Michael Frolik	3	0	0	0	-2	0	0	0
Travis Hamonic	3	0	0	0	-1	0	0	0
Brett Kulak	3	0	0	0	-1	2	0	0
Matt Stajan	3	0	0	0	1	4	0	0
Michael Stone	3	0	0	0	-2	0	0	0
Troy Brouwer	2	0	0	0	0	17	0	0
Garnet Hathaway	2	0	0	0	-1	0	0	0
Jaromir Jagr	1	0	0	0	0	0	0	0
Ryan Lomberg	1	0	0	0	1	0	0	0
Kris Versteeg	1	0	0	0	0	0	0	0

Power Play: 2-12 16.7% / Penalty Killing: 9-11 81.8%

### GOALTENDING

#### PREDATORS

	GP	MIN	W-L-OT	GA	SA	SV	GAA	SV%
Pekka Rinne	3	182	1-1-1	6	95	89	1.98	.937

#### FLAMES

	GP	MIN	W-L-OT	GA	SA	SV	GAA	SV%
Mike Smith	2	122	1-1-0	4	58	54	1.97	.931
David Rittich	1	60	1-0-0	3	32	29	3.00	.906





Scotiabank Saddledome • P.O. Box 1540, Station M  
Calgary, AB T2P 3B9 • (403) 777-2177

GM: Brad Treliving

Head Coach: Bill Peters

PR: Peter Hanlon, Sean Kelso,  
Dalton Ulrich, Megan Miles

Season	OVERALL								HOME								ROAD							
	GP	W	L	OT	PTS	GF	GA	GP	W	L	OT	PTS	GF	GA	GP	W	L	OT	PTS	GF	GA			
1998-99	5	2	2	1	5	13	14	3	1	2	0	2	9	11	2	1	0	1	3	4	4	3		
1999-00	4	1	1	2	4	12	13	2	1	1	0	2	4	3	2	0	0	2	2	8	10	0		
2000-01	4	2	2	0	4	11	6	2	2	0	0	4	10	1	2	0	2	0	0	1	5	5		
2001-02	4	3	1	0	6	11	10	2	2	0	0	4	4	1	2	1	1	0	2	7	9	3		
2002-03	4	1	1	2	4	7	7	2	1	1	0	2	4	4	2	0	0	2	2	3	7	9		
2003-04	4	2	1	1	5	11	10	2	1	0	1	3	8	5	2	1	1	0	2	3	5	5		
2005-06	4	4	0	0	8	18	9	2	2	0	0	4	11	4	2	2	0	0	4	7	5	5		
2006-07	4	3	0	1	7	16	11	2	2	0	0	4	11	6	2	1	0	1	3	5	5	5		
2007-08	4	2	2	0	4	10	13	2	1	1	0	2	7	7	2	1	1	0	2	3	6	6		
2008-09	4	0	4	0	0	12	18	2	0	2	0	0	5	8	2	0	2	0	0	7	10	0		
2009-10	4	2	2	0	4	7	11	2	0	2	0	0	1	8	2	2	0	0	4	6	3	3		
2010-11	4	0	2	2	2	5	10	2	0	0	2	2	2	4	2	0	2	0	0	3	6	6		
2011-12	4	3	1	0	6	9	5	2	2	0	0	4	7	4	2	1	1	0	2	2	1	1		
2012-13	3	2	1	0	4	12	11	2	2	0	0	4	9	5	1	0	1	0	0	3	6	6		
2013-14	3	2	0	1	5	14	11	1	1	0	0	2	4	2	2	1	0	1	3	10	9	9		
2014-15	3	0	2	1	1	7	12	2	0	1	1	1	4	8	1	0	1	0	0	3	4	4		
2015-16	3	1	0	2	4	5	6	1	0	0	1	1	2	2	1	0	1	1	3	4	4	3		
2016-17	3	2	0	1	5	12	10	2	1	0	1	3	8	7	1	1	0	0	2	4	3	3		
2017-18	3	1	1	1	3	7	6	2	0	1	1	1	5	6	1	1	0	0	2	2	0	0		
<b>Totals</b>	<b>71</b>	<b>33</b>	<b>23</b>	<b>15</b>	<b>86</b>	<b>199</b>	<b>192</b>	<b>37</b>	<b>19</b>	<b>11</b>	<b>7</b>	<b>45</b>	<b>114</b>	<b>95</b>	<b>34</b>	<b>14</b>	<b>12</b>	<b>8</b>	<b>36</b>	<b>85</b>	<b>97</b>			

OT column includes both ties and overtime losses in 1999-00 (two road OTLs), 2000-01, 2001-02, 2002-03 (two road ties) and 2003-04 (one home tie). OT column includes ties in 1998-99 (one road tie).

	DATE	VISITOR	HOME
<b>1998-99</b>	October 23, 1998	CALGARY	4 Nashville 3
	November 6, 1998	NASHVILLE	2 Calgary 1
	November 25, 1998	Calgary	3 NASHVILLE 4
	February 4, 1999	Nashville	2 Calgary 2 OT
	March 16, 1999	CALGARY	4 Nashville 2
<b>1999-00</b>	November 3, 1999	Nashville	4 CALGARY 5 OT
	January 21, 2000	Nashville	4 CALGARY 5 OT
	January 29, 2000	Calgary	1 NASHVILLE 3
	March 25, 2000	CALGARY	2 Nashville 1
<b>2000-01</b>	November 28, 2000	Calgary	1 NASHVILLE 6
	December 7, 2000	Nashville	0 CALGARY 3
	January 11, 2001	Nashville	1 CALGARY 2
	April 5, 2001	Calgary	0 NASHVILLE 4
<b>2001-02</b>	October 11, 2001	Calgary	0 NASHVILLE 1
	October 25, 2001	NASHVILLE	5 Calgary 4 OT
	March 2, 2002	Nashville	2 CALGARY 5
	April 6, 2002	Calgary	1 NASHVILLE 3
<b>2002-03</b>	December 17, 2002	CALGARY	3 Nashville 0
	January 16, 2003	Nashville	2 Calgary 2 OT
	February 20, 2003	Calgary	1 NASHVILLE 4
	March 22, 2003	Nashville	1 Calgary 1 OT
<b>2003-04</b>	November 13, 2003	Calgary	1 NASHVILLE 4
	January 22, 2004	Nashville	0 CALGARY 4
	March 13, 2004	Calgary	4 Nashville 4 OT
	March 20, 2004	NASHVILLE	3 Calgary 1
<b>2005-06</b>	November 29, 2005	Calgary	0 NASHVILLE 2
	December 27, 2005	NASHVILLE	4 Calgary 3
	March 7, 2006	NASHVILLE	3 Calgary 2
	March 18, 2006	Calgary	4 NASHVILLE 9
<b>2006-07</b>	October 28, 2006	NASHVILLE	3 Calgary 2
	January 15, 2007	Calgary	3 NASHVILLE 5
	March 8, 2007	Calgary	3 NASHVILLE 6
	March 22, 2007	Nashville	2 CALGARY 3 OT
<b>2007-08</b>	October 13, 2007	CALGARY	7 Nashville 4
	October 30, 2007	Nashville	1 CALGARY 5
	January 15, 2008	Calgary	0 NASHVILLE 3
	March 7, 2008	NASHVILLE	2 Calgary 1 OT

	DATE	VISITOR	HOME
<b>2008-09</b>	October 23, 2008	CALGARY	5 Nashville 3
	November 6, 2008	Nashville	6 CALGARY 7
	January 3, 2009	CALGARY	3 Nashville 2
	January 30, 2009	Nashville	1 CALGARY 3
<b>2009-10</b>	November 30, 2009	CALGARY	5 Nashville 0
	December 19, 2009	NASHVILLE	5 Calgary 3
	January 5, 2010	CALGARY	3 Nashville 1
	January 15, 2010	NASHVILLE	1 Calgary 0
<b>2010-11</b>	October 19, 2010	CALGARY	1 Nashville 0 OT
	January 24, 2011	Nashville	1 CALGARY 3
	February 1, 2011	CALGARY	3 Nashville 2 SO
	March 6, 2011	Nashville	2 CALGARY 3
<b>2011-12</b>	October 22, 2011	NASHVILLE	2 Calgary 0
	November 29, 2011	Nashville	0 CALGARY 1
	December 13, 2011	Calgary	1 NASHVILLE 2
	January 1, 2012	Calgary	3 NASHVILLE 5
<b>2012-13</b>	March 15, 2013	Nashville	3 CALGARY 6
	March 21, 2013	Calgary	3 NASHVILLE 5
	April 23, 2013	Calgary	3 NASHVILLE 4
<b>2013-14</b>	January 14, 2014	Calgary	2 NASHVILLE 4
	January 24, 2014	Nashville	4 CALGARY 5 SO
	March 21, 2014	NASHVILLE	6 Calgary 5
<b>2014-15</b>	October 14, 2014	CALGARY	3 Nashville 2 SO
	October 31, 2014	Nashville	3 CALGARY 4
	March 29, 2015	CALGARY	5 Nashville 2
<b>2015-16</b>	December 15, 2015	CALGARY	2 Nashville 1 OT
	January 27, 2016	NASHVILLE	2 Calgary 1
	March 9, 2016	Nashville	2 CALGARY 3 OT
<b>2016-17</b>	January 19, 2017	NASHVILLE	4 Calgary 3
	February 21, 2017	CALGARY	6 Nashville 5 OT
	March 23, 2017	Calgary	1 NASHVILLE 3
<b>2017-18</b>	October 24, 2017	CALGARY	3 Nashville 2 SO
	December 16, 2017	NASHVILLE	2 Calgary 0
	February 15, 2018	Nashville	3 CALGARY 4

NHL & OPPONENTS



# NHL & OPPONENTS

## CAROLINA HURRICANES

### 2017-18 SEASON SERIES

#### @ NASHVILLE

Date	Score	W/Goal
21 Dec '17	CAR 4 @ NSH 1	Elias Lindholm

#### GOALS BY PERIOD

	1st	2nd	3rd	OT	Total
Nashville	2	1	1	0	4
Carolina	5	1	1	0	7

#### INDIVIDUAL SCORING

PLAYER	PREDATORS							
	GP	G	A	P	+/-	PIM	PP	SH
Mattias Ekholm	2	1	1	2	-2	6	1	0
Kevin Fiala	2	1	1	2	2	0	0	0
Viktor Arvidsson	2	1	0	1	1	0	0	0
Craig Smith	1	1	0	1	1	0	0	0
Roman Josi	2	0	1	1	-3	0	0	0
P.K. Subban	2	0	1	1	3	0	0	0
Kyle Turris	2	0	1	1	2	0	0	0
Pontus Aberg	2	0	0	0	-3	0	0	0
Nick Bonino	2	0	0	0	-3	2	0	0
Alexei Emelin	2	0	0	0	2	0	0	0
Filip Forsberg	2	0	0	0	0	0	0	0
Matt Irwin	2	0	0	0	-1	0	0	0
Calle Jarnkrok	2	0	0	0	-2	0	0	0
Ryan Johansen	2	0	0	0	1	4	0	0
Colton Sissons	2	0	0	0	-1	0	0	0
Austin Watson	2	0	0	0	-1	4	0	0
Anthony Bitetto	1	0	0	0	-1	0	0	0
Frederick Gaudreau	1	0	0	0	-1	0	0	0
Scott Hartnell	1	0	0	0	1	12	0	0
Miikka Salomaki	1	0	0	0	0	0	0	0
Yannick Weber	1	0	0	0	0	2	0	0

Power Play: 1-6 16.7% / Penalty Killing: 7-10 70.0%

#### GOALTENDING

##### PREDATORS

	GP	MIN	W-L-OT	GA	SA	SV	GAA	SV%
Juuse Saros	2	118	0-0-1	3	62	59	1.53	.952
Pekka Rinne	1	6	0-1-0	4	6	2	37.02	.333

##### HURRICANES

	GP	MIN	W-L-OT	GA	SA	SV	GAA	SV%
Cam Ward	1	60	1-0-0	1	29	28	1.00	.966
Scott Darling	1	65	1-0-0	3	35	32	2.77	.914

#### @ CAROLINA

Date	tScore	W/Goal
26 Nov '17 **	NSH 3 @ CAR 4	Sebastian Aho

\* overtime \*\* shootout

#### SHOTS BY PERIOD

	1st	2nd	3rd	OT	Total
Nashville	16	24	23	1	64
Carolina	30	18	20	0	68

PLAYER	HURRICANES							
	GP	G	A	P	+/-	PIM	PP	SH
Noah Hanifin	2	1	3	4	2	0	1	0
Victor Rask	2	2	1	3	3	0	0	0
Derek Ryan	2	1	2	3	-2	0	1	0
Elias Lindholm	2	1	1	2	3	0	0	0
Justin Williams	2	1	1	2	-2	2	1	0
Jeff Skinner	2	0	2	2	-1	0	0	0
Trevor van Riemsdyk	2	0	2	2	2	0	0	0
Josh Jooris	1	1	0	1	1	0	0	0
Justin Faulk	2	0	1	1	0	0	0	0
Marcus Kruger	2	0	1	1	1	0	0	0
Sebastian Aho	2	0	0	0	0	2	0	0
Brock McGinn	2	0	0	0	1	2	0	0
Joakim Nordstrom	2	0	0	0	1	0	0	0
Brett Pesce	2	0	0	0	-1	2	0	0
Jacob Slavin	2	0	0	0	-1	0	0	0
Jordan Staal	2	0	0	0	-1	2	0	0
Teuvo Teravainen	2	0	0	0	-1	0	0	0
Kias Dahlbeck	1	0	0	0	1	0	0	0
Phillip Di Giuseppe	1	0	0	0	0	2	0	0
Haydn Fleury	1	0	0	0	-1	0	0	0

Power Play: 3-10 30.0% / Penalty Killing: 5-6 83.3%



PNC Arena • 1400 Edwards Mill Road  
 Raleigh, NC 27607 • (919) 467-7825  
 GM: Don Waddell  
 Head Coach: Rod Brind'Amour  
 PR: Mike Sundheim, Pace Sagester,  
 Mike Brown

Season	OVERALL							HOME							ROAD							
	GP	W	L	OT	PTS	GF	GA	GP	W	L	OT	PTS	GF	GA	GP	W	L	OT	PTS	GF	GA	
1998-99	2	1	1	0	2	4	6	1	1	0	0	2	3	2	1	0	1	0	0	1	4	3
1999-00	2	1	1	0	2	4	5	1	1	0	0	2	3	2	1	0	1	0	0	1	3	4
2000-01	2	2	0	0	4	9	5	1	1	0	0	2	2	1	1	1	0	0	2	7	4	
2001-02	1	0	0	1	1	2	2	0	0	0	0	0	0	0	1	0	0	1	1	2	2	
2002-03	1	0	1	0	0	1	2	1	0	1	0	0	1	2	0	0	0	0	0	0	0	
2003-04	1	1	0	0	2	2	1	0	0	0	0	0	0	0	1	1	0	0	2	2	1	
2005-06	1	0	0	1	1	4	5	0	0	0	0	0	0	0	1	0	0	1	1	4	5	
2007-08	1	1	0	0	2	1	0	1	1	0	0	2	1	0	0	0	0	0	0	0	0	
2008-09	1	1	0	0	2	5	2	0	0	0	0	0	0	0	1	1	0	0	2	5	2	
2009-10	1	1	0	0	2	4	2	1	1	0	0	2	4	2	0	0	0	0	0	0	0	
2010-11	2	2	0	0	4	7	3	1	1	0	0	2	5	2	1	1	0	0	2	2	1	
2011-12	2	1	1	0	2	8	6	1	1	0	0	2	5	2	1	0	1	0	0	3	4	
2012-13	0	0	0	0	0	0	0	0	0	0	0	0	0	0	0	0	0	0	0	0	0	
2013-14	2	0	2	0	0	3	7	1	0	1	0	0	2	5	1	0	1	0	0	1	2	
2014-15	2	1	1	0	2	4	4	1	1	0	0	2	3	2	1	0	1	0	0	1	2	
2015-16	2	2	0	0	4	4	2	1	1	0	0	2	2	1	1	1	0	0	2	2	1	
2016-17	2	0	1	1	1	4	6	1	0	0	1	1	2	2	1	0	1	0	0	2	4	
2017-18	2	0	1	1	1	4	7	1	0	1	0	0	1	4	1	0	0	1	1	3	3	
<b>Totals</b>	<b>27</b>	<b>14</b>	<b>9</b>	<b>4</b>	<b>33</b>	<b>69</b>	<b>65</b>	<b>13</b>	<b>9</b>	<b>3</b>	<b>1</b>	<b>19</b>	<b>34</b>	<b>27</b>	<b>14</b>	<b>5</b>	<b>6</b>	<b>3</b>	<b>13</b>	<b>35</b>	<b>38</b>	

OT column includes both ties and overtime losses in 1999-00, 2000-01, 2001-02 (one road tie), 2002-03 and 2003-04. OT column includes ties in 1998-99.

	DATE	VISITOR	HOME
1998-99	October 13, 1998	Carolina	2 NASHVILLE 3
	January 2, 1999	Nashville	1 CAROLINA 4
1999-00	December 28, 1999	Carolina	2 NASHVILLE 3
	March 29, 2000	Nashville	1 CAROLINA 3
2000-01	October 14, 2000	Carolina	1 NASHVILLE 2
	November 26, 2000	NASHVILLE	7 Carolina 4
2001-02	January 23, 2002	Nashville	2 Carolina 2 OT
2002-03	December 3, 2002	CAROLINA	2 Nashville 1
2003-04	December 3, 2003	NASHVILLE	2 Carolina 1 OT
2005-06	January 13, 2006	Nashville	4 CAROLINA 5 OT
2007-08	February 5, 2008	Carolina	0 NASHVILLE 1
2008-09	November 23, 2008	NASHVILLE	5 Carolina 2
2009-10	January 7, 2010	Carolina	2 NASHVILLE 4
2010-11	November 20, 2010	NASHVILLE	2 Carolina 1 SO
	December 4, 2011	Carolina	2 NASHVILLE 5

	DATE	VISITOR	HOME
2011-12	January 7, 2012	Carolina	2 NASHVILLE 5
	February 28, 2012	Nashville	3 CAROLINA 4
2013-14	December 5, 2013	CAROLINA	5 Nashville 2
	January 5, 2014	Nashville	1 CAROLINA 2
2014-15	December 2, 2014	Nashville	1 CAROLINA 2
	January 6, 2015	Carolina	2 NASHVILLE 3
2015-16	October 8, 2015	Carolina	1 NASHVILLE 2
	January 2, 2016	NASHVILLE	2 Carolina 1 OT
2016-17	November 5, 2016	CAROLINA	3 Nashville 2 SO
	March 18, 2017	Nashville	2 CAROLINA 4
2017-18	November 26, 2017	Nashville	3 CAROLINA 4 SO
	December 21, 2017	CAROLINA	4 Nashville 1

NHL & OPPONENTS



# NHL & OPPONENTS

## CHICAGO BLACKHAWKS

### 2017-18 SEASON SERIES

#### @ NASHVILLE

Date	Score	W/Goal
30 Jan '18	CHI 2 @ NSH 1	Vinnie Hinostroza
28 Nov '17	CHI 2 @ NSH 3	Roman Josi

#### @ CHICAGO

Date	Score	W/Goal
27 Oct '17	NSH 2 @ CHI 1	Craig Smith
14 Oct '17 *	NSH 1 @ CHI 2	Brandon Saad

\* overtime \*\* shootout

### GOALS BY PERIOD

	1st	2nd	3rd	OT	Total
Nashville	1	5	2	0	7
Chicago	3	1	2	1	7

### SHOTS BY PERIOD

	1st	2nd	3rd	OT	Total
Nashville	40	51	51	0	142
Chicago	55	40	50	4	149

### INDIVIDUAL SCORING

PLAYER	PREDATORS							
	GP	G	A	P	+/-	PIM	PP	O
Filip Forsberg	3	2	0	2	-1	0	1	0
Craig Smith	4	1	1	2	-1	0	1	0
Kyle Turris	2	1	1	2	0	0	0	0
P.K. Subban	4	0	2	2	-1	6	0	0
Scott Hartnell	3	0	2	2	-1	0	0	0
Calle Jarnkrok	4	1	0	1	1	0	0	0
Austin Watson	4	1	0	1	-2	9	0	0
Roman Josi	3	1	0	1	-1	2	1	0
Viktor Arvidsson	4	0	1	1	2	2	0	0
Kevin Fiala	4	0	1	1	-1	2	0	0
Ryan Johansen	4	0	1	1	-1	6	0	0
Colton Sissons	4	0	1	1	-3	2	0	0
Matt Irwin	3	0	1	1	-2	0	0	0
Anthony Bitetto	2	0	1	1	-1	4	0	0
Pontus Aberg	4	0	0	0	1	0	0	0
Mattias Ekholm	4	0	0	0	1	2	0	0
Alexei Emelin	4	0	0	0	1	0	0	0
Miikka Salomaki	4	0	0	0	-2	4	0	0
Nick Bonino	3	0	0	0	0	2	0	0
Samuel Girard	2	0	0	0	-1	0	0	0
Ryan Ellis	1	0	0	0	-1	0	0	0
Frederick Gaudreau	1	0	0	0	0	0	0	0
Yannick Weber	1	0	0	0	0	2	0	0

Power Play: 3-15 20.0% / Penalty Killing: 17-17 100.0%

PLAYER	BLACKHAWKS							
	GP	G	A	P	+/-	PIM	PP	SH
Patrick Sharp	3	1	1	2	0	0	0	0
Vinnie Hinostroza	1	1	1	2	2	0	0	0
Patrick Kane	4	0	2	2	1	6	0	0
John Hayden	3	0	2	2	2	2	0	0
Nick Schmaltz	3	0	2	2	1	0	0	0
Artem Anisimov	4	1	0	1	0	2	0	1
Brandon Saad	4	1	0	1	0	0	0	0
Tommy Wingels	4	1	0	1	1	11	0	0
Lance Bouma	3	1	0	1	2	0	0	0
David Kampf	1	1	0	1	1	0	0	0
Alex DeBrincat	4	0	1	1	0	0	0	0
Duncan Keith	4	0	1	1	4	2	0	0
Jan Rutta	3	0	1	1	-1	4	0	0
Cody Franson	2	0	1	1	1	2	0	0
Tomas Jurco	1	0	1	1	1	0	0	0
Ryan Hartman	4	0	0	0	-1	4	0	0
Brent Seabrook	4	0	0	0	0	2	0	0
Jonathan Toews	4	0	0	0	-1	2	0	0
Gustav Forsling	3	0	0	0	0	0	0	0
Michal Kempny	3	0	0	0	0	0	0	0
Connor Murphy	3	0	0	0	-1	0	0	0
Richard Panik	3	0	0	0	-2	2	0	0
Anthony Duclair	1	0	0	0	0	0	0	0
Erik Gustafsson	1	0	0	0	0	0	0	0
Tanner Kero	1	0	0	0	0	0	0	0
Jordan Desterle	1	0	0	0	2	0	0	0

Power Play: 0-17 0.0% / Penalty Killing: 12-15 80.0%

### GOALTENDING

#### PREDATORS

	GP	MIN	W-L-OT	GA	SA	SV	GAA	SV%
Pekka Rinne	3	183	2-0-1	5	118	113	1.64	.958
Juuse Saros	1	59	0-1-0	2	31	29	2.05	.935

#### BLACKHAWKS

	GP	MIN	W-L-OT	GA	SA	SV	GAA	SV%
Corey Crawford	2	121	1-1-0	3	68	65	1.48	.956
Anton Forsberg	2	118	1-1-0	4	74	70	2.04	.946



United Center • 1901 W. Madison St.  
Chicago, IL 60612 • (312) 455-7000

GM: Stan Bowman

Head Coach: Joel Quenneville

PR: Adam Rogowin, John Steinmiller,

Will Chukerman, Lyndsey Stroope, Mike Horan

Season	OVERALL							HOME							ROAD						
	GP	W	L	OT	PTS	GF	GA	GP	W	L	OT	PTS	GF	GA	GP	W	L	OT	PTS	GF	GA
1998-99	6	1	4	1	3	17	22	3	1	1	1	3	9	8	3	0	3	0	0	8	14
1999-00	6	4	1	1	9	21	14	3	2	1	0	4	10	7	3	2	0	1	5	11	7
2000-01	5	2	3	0	4	8	9	2	0	2	0	0	1	5	3	2	1	0	4	7	4
2001-02	5	3	2	0	6	16	15	3	2	1	0	4	12	10	2	1	1	0	2	4	5
2002-03	5	1	3	1	3	11	17	2	1	0	1	3	8	7	3	0	3	0	0	3	10
2003-04	6	2	3	1	5	14	15	3	1	1	1	3	8	6	3	1	2	0	2	6	9
2005-06	8	6	2	0	12	32	16	4	4	0	0	8	18	7	4	2	2	0	4	14	9
2006-07	8	4	2	2	10	31	26	4	1	1	2	4	17	18	4	3	1	0	6	14	8
2007-08	8	3	4	1	7	20	29	4	2	1	1	5	10	14	4	1	3	0	2	10	15
2008-09	6	3	3	0	6	16	16	3	2	1	0	4	11	8	3	1	2	0	2	5	8
2009-10	6	2	4	0	4	12	15	3	1	2	0	2	4	7	3	1	2	0	2	8	8
2010-11	6	3	3	0	6	14	20	3	2	1	0	4	7	8	3	1	2	0	2	7	12
2011-12	6	4	1	1	9	25	16	3	2	1	0	4	12	9	3	2	0	1	5	13	7
2012-13	5	0	3	2	2	9	17	2	0	2	0	0	0	4	3	0	1	2	2	9	13
2013-14	5	4	1	0	8	20	12	3	2	1	0	4	15	10	2	2	0	0	4	5	2
2014-15	4	1	1	2	4	9	12	2	1	1	0	2	4	5	2	0	0	2	2	5	7
2015-16	5	2	3	0	4	12	13	2	1	1	0	2	6	5	3	1	2	0	2	6	8
2016-17	5	1	4	0	2	13	20	3	1	2	0	2	8	10	2	0	2	0	0	5	10
2017-18	4	2	1	1	5	7	7	2	1	1	0	2	4	4	2	1	0	1	3	3	3
<b>Totals</b>	<b>109</b>	<b>48</b>	<b>48</b>	<b>13</b>	<b>109</b>	<b>302</b>	<b>307</b>	<b>54</b>	<b>27</b>	<b>21</b>	<b>6</b>	<b>60</b>	<b>160</b>	<b>150</b>	<b>55</b>	<b>21</b>	<b>27</b>	<b>7</b>	<b>49</b>	<b>142</b>	<b>157</b>

OT column includes both ties and overtime losses in 1999-00 (one road tie), 2000-01, 2001-02, 2002-03 (one home tie) and 2003-04 (one home tie). OT column includes ties in 1998-99 (one home tie).

NHL & OPPONENTS





# NHL & OPPONENTS

## CHICAGO BLACKHAWKS

DATE	VISITOR	HOME	SCORE	DATE	VISITOR	HOME	SCORE
<b>1998-99</b>	October 24, 1998	Nashville	4	<b>CHICAGO</b>	5		
	November 17, 1998	<b>CHICAGO</b>	2	Nashville	1		
	January 9, 1999	Chicago	3	Nashville	3	OT	
	March 10, 1999	Nashville	2	<b>CHICAGO</b>	5		
	March 12, 1999	Chicago	3	<b>NASHVILLE</b>	5		
	April 15, 1999	Nashville	2	<b>CHICAGO</b>	4		
<b>1999-00</b>	October 10, 1999	Nashville	3	Chicago	3	OT	
	November 5, 1999	<b>CHICAGO</b>	3	Nashville	1		
	November 10, 1999	<b>NASHVILLE</b>	4	Chicago	2		
	January 8, 2000	Chicago	3	<b>NASHVILLE</b>	6		
	February 23, 2000	<b>NASHVILLE</b>	4	Chicago	2		
	March 7, 2000	Chicago	1	<b>NASHVILLE</b>	3		
<b>2000-01</b>	November 30, 2000	<b>NASHVILLE</b>	3	Chicago	0		
	December 1, 2000	<b>CHICAGO</b>	2	Nashville	1		
	December 16, 2000	<b>CHICAGO</b>	3	Nashville	0		
	March 15, 2001	Nashville	2	<b>CHICAGO</b>	3		
	March 22, 2001	<b>NASHVILLE</b>	2	Chicago	1	OT	
<b>2001-02</b>	October 18, 2001	<b>CHICAGO</b>	5	Nashville	3		
	November 21, 2001	Chicago	3	<b>NASHVILLE</b>	4		
	December 15, 2001	Chicago	2	<b>NASHVILLE</b>	5		
	March 27, 2002	Nashville	1	<b>CHICAGO</b>	4		
	April 3, 2002	<b>NASHVILLE</b>	3	CHICAGO	1		
<b>2002-03</b>	November 17, 2002	Nashville	2	<b>CHICAGO</b>	4		
	January 4, 2003	Chicago	3	Nashville	3	OT	
	January 12, 2003	Nashville	0	<b>CHICAGO</b>	2		
	March 1, 2003	Chicago	4	<b>NASHVILLE</b>	5	OT	
	March 27, 2003	Nashville	1	<b>CHICAGO</b>	4		
<b>2003-04</b>	October 19, 2003	Nashville	1	<b>CHICAGO</b>	3		
	November 7, 2003	<b>CHICAGO</b>	2	Nashville	1		
	February 11, 2004	Nashville	2	<b>CHICAGO</b>	5		
	March 1, 2004	Chicago	2	Nashville	2	OT	
	March 30, 2004	Chicago	2	<b>NASHVILLE</b>	5		
	April 1, 2004	<b>NASHVILLE</b>	3	Chicago	1		
<b>2005-06</b>	October 25, 2005	Chicago	3	<b>NASHVILLE</b>	5		
	December 15, 2005	Chicago	3	<b>NASHVILLE</b>	5		
	December 21, 2005	<b>NASHVILLE</b>	6	Chicago	1		
	January 8, 2006	<b>NASHVILLE</b>	5	Chicago	1		
	February 4, 2006	Chicago	0	<b>NASHVILLE</b>	6		
	March 1, 2006	Nashville	0	<b>CHICAGO</b>	3		
	April 5, 2006	Nashville	3	<b>CHICAGO</b>	4		
	April 8, 2006	Chicago	1	<b>NASHVILLE</b>	2	SO	
<b>2006-07</b>	October 5, 2006	<b>CHICAGO</b>	8	Nashville	6		
	October 12, 2006	Nashville	1	<b>CHICAGO</b>	3		
	December 2, 2006	<b>CHICAGO</b>	4	Nashville	3	OT	
	December 20, 2006	<b>NASHVILLE</b>	2	Chicago	1		
	January 5, 2007	<b>NASHVILLE</b>	8	Chicago	3		
	January 20, 2007	Chicago	3	<b>NASHVILLE</b>	6		
	January 26, 2007	<b>NASHVILLE</b>	3	Chicago	1		
	April 3, 2007	<b>CHICAGO</b>	3	Nashville	2	SO	
<b>2007-08</b>	November 4, 2007	<b>NASHVILLE</b>	5	Chicago	2		
	November 15, 2007	Chicago	4	<b>NASHVILLE</b>	5	OT	
	December 19, 2007	Nashville	2	<b>CHICAGO</b>	5		
	December 26, 2007	Nashville	2	<b>CHICAGO</b>	5		
	January 13, 2008	<b>CHICAGO</b>	3	Nashville	2	SO	
	February 14, 2008	<b>CHICAGO</b>	6	Nashville	1		
	March 22, 2008	Chicago	1	<b>NASHVILLE</b>	2	SO	
	April 4, 2008	Nashville	1	<b>CHICAGO</b>	3		
<b>2008-09</b>	October 13, 2008	<b>NASHVILLE</b>	3	Chicago	2	SO	
	January 10, 2009	Chicago	1	<b>NASHVILLE</b>	4		
	January 11, 2009	Nashville	1	<b>CHICAGO</b>	3		
	February 24, 2009	Chicago	3	<b>NASHVILLE</b>	5		
	April 3, 2009	Nashville	1	<b>CHICAGO</b>	3		
	April 7, 2009	<b>CHICAGO</b>	4	Nashville	2		
<b>2009-10</b>	October 15, 2009	<b>CHICAGO</b>	3	Nashville	1		
	October 24, 2009	Nashville	0	<b>CHICAGO</b>	2		
	October 29, 2009	Chicago	0	<b>NASHVILLE</b>	2		
	December 4, 2009	<b>NASHVILLE</b>	4	Chicago	1		
	December 26, 2009	<b>CHICAGO</b>	4	Nashville	1		
	December 27, 2009	Nashville	4	<b>CHICAGO</b>	5		
<b>2010-11</b>	October 13, 2010	<b>NASHVILLE</b>	3	Chicago	2		
	November 13, 2010	Chicago	3	<b>NASHVILLE</b>	4	SO	
	December 22, 2010	Nashville	1	<b>CHICAGO</b>	4		
	January 15, 2011	Chicago	2	<b>NASHVILLE</b>	3	SO	
	January 16, 2011	Nashville	3	<b>CHICAGO</b>	6		
	February 24, 2011	<b>CHICAGO</b>	3	Nashville	0		
<b>2011-12</b>	October 31, 2011	Nashville	4	<b>CHICAGO</b>	5	OT	
	January 21, 2012	Chicago	2	<b>NASHVILLE</b>	5		
	January 24, 2012	<b>NASHVILLE</b>	3	Chicago	1		
	February 14, 2012	Chicago	2	<b>NASHVILLE</b>	3		
	March 25, 2012	<b>NASHVILLE</b>	6	Chicago	1		
	March 31, 2012	<b>CHICAGO</b>	5	<b>NASHVILLE</b>	4		
<b>2012-13</b>	February 10, 2013	<b>CHICAGO</b>	3	Nashville	0		
	April 1, 2013	Nashville	2	<b>CHICAGO</b>	3	SO	
	April 6, 2013	<b>CHICAGO</b>	1	Nashville	0		
	April 7, 2013	Nashville	3	<b>CHICAGO</b>	5		
	April 19, 2013	Nashville	4	<b>CHICAGO</b>	5	OT	
<b>2013-14</b>	November 16, 2013	Chicago	2	<b>NASHVILLE</b>	7		
	December 17, 2013	<b>CHICAGO</b>	3	Nashville	1		
	March 14, 2014	<b>NASHVILLE</b>	3	Chicago	2		
	March 23, 2014	<b>NASHVILLE</b>	2	Chicago	0		
	April 12, 2014	Chicago	5	<b>NASHVILLE</b>	7		
<b>2014-15</b>	October 18, 2014	Nashville	1	<b>CHICAGO</b>	2	OT	
	October 23, 2014	Chicago	2	<b>NASHVILLE</b>	3		
	December 6, 2014	<b>CHICAGO</b>	3	Nashville	1		
	December 29, 2014	Nashville	4	<b>CHICAGO</b>	5	SO	
<b>2015-16</b>	December 8, 2015	Nashville	1	<b>CHICAGO</b>	4		
	December 10, 2015	Chicago	1	<b>NASHVILLE</b>	5		
	January 12, 2016	Nashville	2	<b>CHICAGO</b>	3		
	January 19, 2016	<b>CHICAGO</b>	4	Nashville	1		
	February 25, 2016	<b>NASHVILLE</b>	3	Chicago	1		
<b>2016-17</b>	October 14, 2016	Chicago	2	<b>NASHVILLE</b>	3		
	October 15, 2016	Nashville	3	<b>CHICAGO</b>	5		
	December 29, 2016	<b>CHICAGO</b>	3	Nashville	2		
	January 8, 2017	Nashville	2	<b>CHICAGO</b>	5		
	March 4, 2017	<b>CHICAGO</b>	5	<b>NASHVILLE</b>	3		
<b>2017-18</b>	October 14, 2017	Nashville	1	<b>CHICAGO</b>	2	OT	
	October 27, 2017	<b>NASHVILLE</b>	2	Chicago	1		
	November 28, 2017	Chicago	2	<b>NASHVILLE</b>	3		
	January 30, 2018	<b>CHICAGO</b>	2	Nashville	1		



United Center • 1901 W. Madison St.  
Chicago, IL 60612 • (312) 455-7000

GM: Stan Bowman

Head Coach: Joel Quenneville

PR: Adam Rogowin, John Steinmiller,

Will Chukerman, Lyndsey Stroope, Mike Horan





# NHL & OPPONENTS

## COLORADO AVALANCHE

### 2017-18 SEASON SERIES

#### @ NASHVILLE

Date	Score	W/Goal
18 Nov '17	COL 2 @ NSH 5	Anthony Bitetto
17 Oct '17	COL 1 @ NSH 4	Roman Josi

#### @ COLORADO

Date	Score	W/Goal
16 Mar '18	NSH 4 @ COL 2	Colton Sissons
04 Mar '18 *	NSH 4 @ COL 3	Filip Forsberg

\* overtime \*\* shootout

### GOALS BY PERIOD

	1st	2nd	3rd	OT	Total
Nashville	3	8	5	1	17
Colorado	2	2	4	0	8

### SHOTS BY PERIOD

	1st	2nd	3rd	OT	Total
Nashville	35	42	38	2	117
Colorado	41	36	35	1	113

### INDIVIDUAL SCORING

PLAYER	PREDATORS							
	GP	G	A	P	+/-	PIM	PP	SH
Filip Forsberg	4	3	3	6	6	0	0	0
Colton Sissons	4	4	1	5	3	6	0	0
Viktor Arvidsson	4	2	3	5	3	4	0	0
Roman Josi	3	1	4	5	4	2	1	0
Craig Smith	3	1	4	5	4	0	1	0
P.K. Subban	4	0	4	3	4	0	0	0
Ryan Ellis	2	1	2	3	3	0	0	0
Kevin Fiala	4	0	3	3	-1	0	0	0
Alexei Emelin	3	0	3	3	1	0	0	0
Austin Watson	4	2	0	2	1	17	0	0
Mattias Ekholm	4	1	1	2	3	6	1	0
Nick Bonino	3	0	2	2	2	0	0	0
Kyle Turris	3	1	0	1	1	2	1	0
Anthony Bitetto	2	1	0	1	0	0	0	0
Ryan Johansen	4	0	1	1	4	2	0	0
Ryan Hartman	2	0	1	1	0	2	0	0
Matt Irwin	4	0	0	1	0	0	0	0
Calle Jarnkrok	3	0	0	0	0	0	0	0
Miikka Salomaki	3	0	0	0	-2	0	0	0
Scott Hartnell	2	0	0	0	0	2	0	0
Cody McLeod	2	0	0	0	0	0	0	0
Yannick Weber	2	0	0	0	-1	2	0	0
Pontus Aberg	1	0	0	0	0	4	0	0
Mike Fisher	1	0	0	0	-1	0	0	0
Frederick Gaudreau	1	0	0	0	1	0	0	0

Power Play: 4-16 25.0% / Penalty Killing: 19-21 90.5%

PLAYER	AVALANCHE							
	GP	G	A	P	+/-	PIM	PP	SH
Nathan MacKinnon	4	2	1	3	-6	4	1	0
Mikko Rantanen	4	1	2	3	-3	0	1	0
Tyson Barrie	4	0	3	3	-4	6	0	0
Nikita Zadorov	4	1	1	2	3	4	0	0
Andrei Mironov	1	1	1	2	2	2	0	0
Alexander Kerfoot	4	0	2	2	1	4	0	0
J.T. Compher	4	1	0	1	-3	0	0	0
Gabriel Landeskog	4	1	0	1	-1	8	0	0
Matt Nieto	3	1	0	1	0	0	0	0
Carl Soderberg	4	0	1	1	1	2	0	0
Gabriel Bourque	2	0	1	1	-2	0	0	0
Anton Lindholm	2	0	1	1	0	0	0	0
David Warsosky	1	0	1	1	0	0	0	0
Blake Comeau	4	0	0	0	1	0	0	0
Sven Andrighetto	3	0	0	0	-3	0	0	0
Samuel Girard	3	0	0	0	-1	0	0	0
Tyson Jost	3	0	0	0	-4	0	0	0
Dominic Toninato	3	0	0	0	0	0	0	0
Nail Yakupov	3	0	0	0	-2	2	0	0
Mark Barberio	2	0	0	0	-3	0	0	0
Erik Johnson	2	0	0	0	-3	2	0	0
Patrik Nemeth	2	0	0	0	-1	0	0	0
Duncan Siemens	2	0	0	0	-3	0	0	0
Colin Wilson	2	0	0	0	0	0	0	0
Chris Bigras	1	0	0	0	-1	0	0	0
Matt Duchene	1	0	0	0	-1	2	0	0

Power Play: 2-21 9.5% / Penalty Killing: 12-16 75.0%

### GOALTENDING

#### PREDATORS

	GP	MIN	W-L-OT	GA	SA	SV	GAA	SV%
Pekka Rinne	3	180	3-0-0	6	77	71	2.00	.922
Juuse Saros	1	60	1-0-0	2	35	33	2.00	.943

#### AVALANCHE

	GP	MIN	W-L-OT	GA	SA	SV	GAA	SV%
Semyon Varlamov	4	239	0-3-1	16	116	100	4.01	.862






Pepsi Center • 1000 Chopper Circle  
 Denver, CO 80204 • (303) 405-1100  
 GM: Joe Sakic  
 Head Coach: Jared Bednar  
 PR: Jean Martineau, Brendan McNicholas,  
 Danielle Bernstein

Season	OVERALL							HOME							ROAD						
	GP	W	L	OT	PTS	GF	GA	GP	W	L	OT	PTS	GF	GA	GP	W	L	OT	PTS	GF	GA
1998-99	4	1	2	1	3	9	13	2	1	0	1	3	7	6	2	0	2	0	0	2	7
1999-00	4	0	2	2	2	8	11	2	0	1	1	1	4	5	2	0	1	1	1	4	6
2000-01	4	1	2	1	3	8	12	2	1	1	0	2	6	7	2	0	1	1	1	2	5
2001-02	4	1	2	1	3	14	16	2	0	1	1	1	8	9	2	1	1	0	2	6	7
2002-03	4	1	2	1	3	9	14	2	0	2	0	0	4	10	2	1	0	1	3	5	4
2003-04	4	3	1	0	6	12	11	2	1	1	0	2	7	8	2	2	0	0	4	5	3
2005-06	4	3	1	0	6	12	12	2	2	0	0	4	7	5	2	1	1	0	2	5	7
2006-07	4	2	2	0	4	11	11	2	1	1	0	2	4	5	2	1	1	0	2	7	6
2007-08	4	2	2	0	4	10	5	2	1	1	0	2	5	2	2	1	1	0	2	5	3
2008-09	4	1	3	0	2	5	10	2	1	1	0	2	4	4	2	0	2	0	0	1	6
2009-10	4	3	1	0	6	13	10	2	2	0	0	4	8	5	2	1	1	0	2	5	5
2010-11	4	4	0	0	8	17	8	2	2	0	0	4	9	5	2	2	0	0	4	8	3
2011-12	4	4	0	0	8	17	6	2	2	0	0	4	7	4	2	2	0	0	4	10	2
2012-13	3	1	1	1	3	8	8	1	1	0	0	2	3	1	2	0	1	1	1	5	7
2013-14	4	1	2	1	3	15	16	2	0	1	1	1	8	10	2	1	1	0	2	7	6
2014-15	5	3	2	0	6	14	11	2	2	0	0	4	9	5	3	1	2	0	2	5	6
2015-16	5	2	3	0	4	17	17	3	1	2	0	2	9	10	2	1	1	0	2	8	7
2016-17	5	5	0	0	10	21	11	2	2	0	0	4	8	5	3	3	0	0	6	13	6
2017-18	4	4	0	0	8	17	8	2	2	0	0	0	9	3	2	2	0	0	4	8	5
<b>Totals</b>	<b>79</b>	<b>42</b>	<b>28</b>	<b>8</b>	<b>92</b>	<b>237</b>	<b>210</b>	<b>38</b>	<b>22</b>	<b>12</b>	<b>4</b>	<b>48</b>	<b>126</b>	<b>108</b>	<b>40</b>	<b>20</b>	<b>16</b>	<b>4</b>	<b>44</b>	<b>111</b>	<b>102</b>

OT column includes both ties and overtime losses in 1999-00 (one home tie and one road tie), 2000-01 (one road OTL), 2001-02 (one home tie), 2002-03 (one road tie) and 2003-04.  
 OT column includes ties in 1998-99 (one home tie)

NHL & OPPONENTS





# NHL & OPPONENTS

## COLORADO AVALANCHE

	DATE	VISITOR	HOME	
<b>1998-99</b>	October 31, 1998	Colorado	2 <b>NASHVILLE</b>	3
	February 19, 1999	Colorado	4 <b>NASHVILLE</b>	4 OT
	February 27, 1999	Nashville	1 <b>COLORADO</b>	3
	April 7, 1999	Nashville	1 <b>COLORADO</b>	4
<b>1999-00</b>	October 5, 1999	<b>COLORADO</b>	3 Nashville	2
	December 18, 1999	<b>COLORADO</b>	2 Nashville	2 OT
	January 11, 2000	Nashville	2 <b>COLORADO</b>	4
	March 16, 2000	Nashville	2 Colorado	2 OT
<b>2000-01</b>	October 25, 2000	Nashville	1 <b>COLORADO</b>	2 OT
	December 26, 2000	Colorado	2 <b>NASHVILLE</b>	5
	December 29, 2000	Nashville	1 <b>COLORADO</b>	3
	January 27, 2001	<b>COLORADO</b>	5 Nashville	1
<b>2001-02</b>	January 1, 2002	Colorado	4 Nashville	4 OT
	January 30, 2002	<b>NASHVILLE</b>	5 Colorado	2
	March 17, 2002	<b>COLORADO</b>	5 Nashville	4
	April 1, 2002	Nashville	1 <b>COLORADO</b>	5
<b>2002-03</b>	November 10, 2002	<b>NASHVILLE</b>	4 Colorado	3
	November 14, 2002	<b>COLORADO</b>	3 Nashville	1
	November 21, 2002	Nashville	1 Colorado	1 OT
	January 1, 2003	<b>COLORADO</b>	7 Nashville	3
<b>2003-04</b>	October 25, 2003	<b>COLORADO</b>	5 Nashville	3
	November 24, 2003	<b>NASHVILLE</b>	3 Colorado	2
	January 8, 2004	Colorado	3 <b>NASHVILLE</b>	4 OT
	April 4, 2004	<b>NASHVILLE</b>	2 Colorado	1 OT
<b>2005-06</b>	October 12, 2005	<b>NASHVILLE</b>	5 Colorado	4
	December 20, 2005	Colorado	2 <b>NASHVILLE</b>	3
	January 3, 2006	Nashville	0 <b>COLORADO</b>	3
	February 2, 2006	Colorado	3 <b>NASHVILLE</b>	4 OT
<b>2006-07</b>	November 11, 2006	Colorado	0 <b>NASHVILLE</b>	1
	January 1, 2007	<b>COLORADO</b>	5 Nashville	3
	January 30, 2007	Nashville	3 <b>COLORADO</b>	4
	April 7, 2007	<b>NASHVILLE</b>	4 Colorado	2
<b>2007-08</b>	October 4, 2007	Colorado	0 <b>NASHVILLE</b>	4
	December 13, 2007	<b>COLORADO</b>	2 Nashville	1
	December 15, 2007	Nashville	1 <b>COLORADO</b>	3
	January 22, 2008	<b>NASHVILLE</b>	4 Colorado	0
<b>2008-09</b>	November 8, 2008	Nashville	0 <b>COLORADO</b>	1
	December 4, 2008	Colorado	2 <b>NASHVILLE</b>	3
	December 29, 2008	Nashville	1 <b>COLORADO</b>	5
	January 6, 2009	<b>COLORADO</b>	2 <b>NASHVILLE</b>	1
<b>2009-10</b>	October 8, 2009	Colorado	2 <b>NASHVILLE</b>	3
	November 25, 2009	<b>NASHVILLE</b>	4 Colorado	3 OT
	January 22, 2010	Nashville	1 <b>COLORADO</b>	2
	February 4, 2010	Colorado	3 <b>NASHVILLE</b>	5
<b>2010-11</b>	January 20, 2011	<b>NASHVILLE</b>	5 Colorado	1
	February 12, 2011	Colorado	3 <b>NASHVILLE</b>	5
	March 12, 2011	Colorado	2 <b>NASHVILLE</b>	4
	March 31, 2011	<b>NASHVILLE</b>	3 Colorado	2
<b>2011-12</b>	January 10, 2012	<b>NASHVILLE</b>	4 Colorado	1
	January 12, 2012	Colorado	2 <b>NASHVILLE</b>	3 OT
	March 8, 2012	Colorado	2 <b>NASHVILLE</b>	4
	April 7, 2012	<b>NASHVILLE</b>	6 Colorado	1
<b>2012-13</b>	February 18, 2013	Nashville	5 <b>COLORADO</b>	6
	March 30, 2013	Nashville	0 <b>COLORADO</b>	1 OT
	April 2, 2013	Colorado	1 <b>NASHVILLE</b>	3

	DATE	VISITOR	HOME	
<b>2013-14</b>	October 4, 2013	Nashville	1 <b>COLORADO</b>	3
	November 6, 2013	<b>NASHVILLE</b>	6 Colorado	4
	January 18, 2014	<b>COLORADO</b>	5 Nashville	4
	March 25, 2014	<b>COLORADO</b>	5 Nashville	4 SO
<b>2014-15</b>	December 9, 2014	<b>NASHVILLE</b>	3 Colorado	0
	January 27, 2015	Colorado	3 <b>NASHVILLE</b>	4 OT
	January 30, 2015	Nashville	0 <b>COLORADO</b>	3
	February 24, 2015	Colorado	2 <b>NASHVILLE</b>	5
<b>2015-16</b>	April 7, 2015	Nashville	2 <b>COLORADO</b>	3
	December 12, 2015	<b>COLORADO</b>	3 Nashville	2
	January 8, 2016	Nashville	3 <b>COLORADO</b>	5
	March 5, 2016	<b>NASHVILLE</b>	5 Colorado	2
<b>2016-17</b>	March 28, 2016	<b>COLORADO</b>	4 Nashville	3
	April 5, 2016	Colorado	3 <b>NASHVILLE</b>	4
	November 1, 2016	<b>NASHVILLE</b>	5 Colorado	1
	November 29, 2016	<b>NASHVILLE</b>	5 Colorado	3
<b>2017-18</b>	December 6, 2016	Colorado	3 <b>NASHVILLE</b>	4
	January 14, 2017	<b>NASHVILLE</b>	3 Colorado	2
	February 23, 2017	Colorado	2 <b>NASHVILLE</b>	4
	October 17, 2017	Colorado	1 <b>NASHVILLE</b>	4
	November 18, 2017	Colorado	2 <b>NASHVILLE</b>	5
	March 4, 2018	<b>NASHVILLE</b>	4 Colorado	3
	March 16, 2018	<b>NASHVILLE</b>	4 Colorado	2



Pepsi Center • 1000 Chopper Circle  
Denver, CO 80204 • (303) 405-1100  
GM: Joe Sakic  
Head Coach: Jared Bednar  
PR: Jean Martineau, Brendan McNicholas,  
Danielle Bernstein





# NHL & OPPONENTS

## COLUMBUS BLUE JACKETS

### 2017-18 SEASON SERIES

#### @ NASHVILLE

Date	Score	W/Goal
07 Apr '18	CBJ 2 @ NSH 4	Filip Forsberg

#### GOALS BY PERIOD

	1st	2nd	3rd	OT	Total
Nashville	3	1	3	-	7
Columbus	0	1	2	-	3

#### INDIVIDUAL SCORING

PLAYER	PREDATORS							
	GP	G	A	P	+/-	PIM	PP	SH
Filip Forsberg	2	3	0	3	0	2	2	0
Viktor Arvidsson	1	1	1	2	2	0	0	0
Miikka Salomaki	2	0	2	2	3	0	0	0
Matt Irwin	2	1	0	1	0	0	0	0
Austin Watson	2	1	0	1	1	10	0	0
Calle Jarnkrok	1	1	0	1	2	2	0	0
Mattias Ekholm	2	0	1	1	2	0	0	0
Kevin Fiala	2	0	1	1	1	0	0	0
Scott Hartnell	2	0	1	1	-1	0	0	0
Ryan Johansen	2	0	1	1	-1	0	0	0
Craig Smith	2	0	1	1	-1	0	0	0
Mike Fisher	1	0	1	1	2	0	0	0
Kyle Turris	1	0	1	1	0	0	0	0
Alexei Emelin	2	0	0	0	0	8	0	0
Roman Josi	2	0	0	0	2	0	0	0
Colton Sissons	2	0	0	0	0	0	0	0
P.K. Subban	2	0	0	0	0	0	0	0
Nick Bonino	1	0	0	0	-1	0	0	0
Ryan Ellis	1	0	0	0	1	0	0	0
Frederick Gaudreau	1	0	0	0	-1	0	0	0
Ryan Hartman	1	0	0	0	-1	0	0	0
Cody McLeod	1	0	0	0	0	0	0	0
Yannick Weber	1	0	0	0	0	0	0	0

Power Play: 2-9 22.2% / Penalty Killing: 5-5 100.0%

#### @ COLUMBUS

Date	Score	W/Goal
07 Nov '17	NSH 3 @ CBJ 1	Calle Jarnkrok

\* overtime \*\* shootout

#### SHOTS BY PERIOD

	1st	2nd	3rd	OT	Total
Nashville	23	21	12	-	56
Columbus	24	21	22	-	67

#### BLUE JACKETS

PLAYER	BLUE JACKETS							
	GP	G	A	P	+/-	PIM	PP	SH
Josh Anderson	2	1	0	1	1	4	0	0
Brandon Dubinsky	2	1	0	1	-1	0	0	1
Pierre-Luc Dubois	2	1	0	1	0	10	0	0
Markus Hannikainen	1	0	1	1	0	0	0	0
Scott Harrington	1	0	1	1	0	0	0	0
Mark Letestu	1	0	1	1	1	0	0	0
Oliver Bjorkstrand	2	0	0	0	-2	0	0	0
Boone Jenner	2	0	0	0	-2	0	0	0
Jack Johnson	2	0	0	0	1	2	0	0
Sonny Milano	2	0	0	0	-1	0	0	0
David Savard	2	0	0	0	-1	4	0	0
Cam Atkinson	1	0	0	0	-2	0	0	0
Alex Broadhurst	1	0	0	0	0	0	0	0
Matt Calvert	1	0	0	0	-1	0	0	0
Gabriel Carlsson	1	0	0	0	-1	0	0	0
Taylor Chorney	1	0	0	0	2	0	0	0
Ian Cole	1	0	0	0	-1	6	0	0
Nick Foligno	1	0	0	0	1	0	0	0
Seth Jones	1	0	0	0	0	0	0	0
Dean Kukan	1	0	0	0	-1	0	0	0
Tyler Motte	1	0	0	0	0	0	0	0
Ryan Murray	1	0	0	0	0	0	0	0
Markus Nutivaara	1	0	0	0	-1	2	0	0
Artemi Panarin	1	0	0	0	-2	0	0	0
Eric Robinson	1	0	0	0	1	0	0	0
Thomas Vanek	1	0	0	0	-1	0	0	0
Alexander Wennberg	1	0	0	0	-2	0	0	0
Zach Werenski	1	0	0	0	-1	0	0	0

Power Play: 0-5 0.0% / Penalty Killing: 7-9 77.8%

#### GOALTENDING

##### PREDATORS

	GP	MIN	W-L-OT	GA	SA	SV	GAA	SV%
Pekka Rinne	2	100	2-0-0	2	59	57	1.20	.966
Juuse Saros	1	20	0-0-0	1	8	7	3.00	.875

##### BLUE JACKETS

	GP	MIN	W-L-OT	GA	SA	SV	GAA	SV%
Joonas Korpivalo	2	119	0-2-0	5	54	49	2.53	.907



Nationwide Arena • 200 W. Nationwide Blvd.  
 Columbus, OH 43215 • (614) 246-4625  
 GM: Jarmo Kekalainen  
 Head Coach: John Tortorella  
 PR: Todd Sharrock, Karen Davis, Glenn Odebralski

Season	OVERALL						HOME						ROAD									
	GP	W	L	OT	PTS	GF	GA	GP	W	L	OT	PTS	GF	GA	GP	W	L	OT	PTS	GF	GA	
2000-01	5	2	3	0	4	10	15	3	1	2	0	2	6	11	2	1	1	0	2	4	4	4
2001-02	5	3	2	0	6	10	9	2	2	0	0	4	5	3	3	1	2	0	2	5	6	6
2002-03	5	3	1	1	7	15	6	3	2	0	1	5	9	3	2	1	1	0	2	6	3	3
2003-04	6	4	1	1	9	21	17	3	2	0	1	5	9	7	3	2	1	0	4	12	10	10
2005-06	8	5	2	1	11	34	23	4	3	1	0	6	20	10	4	2	1	1	5	14	13	13
2006-07	8	8	0	0	16	28	12	4	4	0	0	8	12	3	4	4	0	0	8	16	9	9
2007-08	8	7	0	1	15	25	12	4	4	0	0	8	15	8	4	3	0	1	7	10	4	4
2008-09	6	3	2	1	7	20	18	3	3	0	0	6	15	9	3	0	2	1	1	5	9	9
2009-10	6	5	1	0	10	18	13	3	3	0	0	6	9	6	3	2	1	0	4	9	7	7
2010-11	6	4	2	0	8	15	13	3	3	0	0	6	11	4	3	1	2	0	2	4	9	9
2011-12	6	5	0	1	11	23	15	3	2	0	1	5	13	10	3	3	0	0	6	10	5	5
2012-13	5	1	3	1	3	12	15	3	1	1	1	3	8	8	2	0	2	0	0	4	7	7
2013-14	2	1	1	0	2	4	1	1	0	1	0	0	0	1	1	1	0	0	2	4	0	0
2014-15	2	2	0	0	4	7	2	1	1	0	0	2	2	1	1	1	0	0	2	5	1	1
2015-16	2	1	1	0	2	5	5	1	1	0	0	2	5	1	1	0	1	0	0	0	4	4
2016-17	2	2	0	0	4	8	6	1	1	0	0	2	4	3	1	1	0	0	2	4	3	3
2017-18	2	2	0	0	4	7	3	1	1	0	0	2	4	2	1	1	0	0	2	3	1	1
<b>Totals</b>	<b>84</b>	<b>55</b>	<b>18</b>	<b>7</b>	<b>117</b>	<b>256</b>	<b>182</b>	<b>43</b>	<b>34</b>	<b>5</b>	<b>4</b>	<b>78</b>	<b>143</b>	<b>89</b>	<b>41</b>	<b>24</b>	<b>14</b>	<b>3</b>	<b>51</b>	<b>113</b>	<b>93</b>	<b>93</b>

OT column includes both ties and overtime losses in 1999-00, 2000-01, 2001-02, 2002-03 (one home tie) and 2003-04 (one home OTL). OT column includes both overtime losses and shootout losses in 2005-06 (one road OTL).

DATE	VISITOR	HOME	DATE	VISITOR	HOME	
2000-01	November 16, 2000	COLUMBUS 5 Nashville 1	January 31, 2008	Columbus 2 NASHVILLE 4		
	February 8, 2001	Columbus 1 NASHVILLE 3	March 25, 2008	Columbus 0 NASHVILLE 3		
	February 10, 2001	Nashville 2 COLUMBUS 3	March 28, 2008	NASHVILLE 2 Columbus 0		
	March 1, 2001	COLUMBUS 5 Nashville 2	2008-09	October 17, 2008	Nashville 3 COLUMBUS 5	
	March 19, 2001	NASHVILLE 2 Columbus 1		October 18, 2008	Columbus 3 NASHVILLE 6	
2001-02	November 17, 2001	Columbus 2 NASHVILLE 3		December 11, 2008	Nashville 1 COLUMBUS 2 SO	
	January 6, 2002	Nashville 3 COLUMBUS 4		March 5, 2009	Columbus 2 NASHVILLE 4	
	January 19, 2002	Columbus 1 NASHVILLE 2		March 31, 2009	Nashville 1 COLUMBUS 2	
	February 9, 2002	NASHVILLE 1 Columbus 0 OT		April 4, 2009	Columbus 4 NASHVILLE 5 SO	
	April 4, 2002	Nashville 1 COLUMBUS 2	2009-10	November 21, 2009	Columbus 3 NASHVILLE 4 SO	
2002-03	November 16, 2002	Columbus 1 Nashville 1 OT		December 10, 2009	Columbus 3 NASHVILLE 4 SO	
	January 6, 2003	NASHVILLE 5 Columbus 1		December 14, 2009	NASHVILLE 5 Columbus 3	
	January 30, 2003	Nashville 1 COLUMBUS 2		December 31, 2009	NASHVILLE 2 Columbus 1 OT	
	February 8, 2003	Columbus 2 NASHVILLE 3		January 26, 2010	Nashville 2 COLUMBUS 3	
	February 25, 2003	Columbus 0 NASHVILLE 5		March 20, 2010	Columbus 0 NASHVILLE 1 OT	
2003-04	October 18, 2003	Columbus 2 NASHVILLE 3	2010-11	November 22, 2010	Nashville 0 COLUMBUS 2	
	November 26, 2003	Columbus 2 NASHVILLE 4		December 1, 2010	NASHVILLE 4 Columbus 3 SO	
	December 4, 2003	NASHVILLE 4 Columbus 2		January 2, 2011	Columbus 1 NASHVILLE 4	
	January 29, 2004	NASHVILLE 6 Columbus 4		February 22, 2011	Nashville 0 COLUMBUS 4	
	February 16, 2004	Nashville 2 COLUMBUS 4		February 27, 2011	Columbus 2 NASHVILLE 3	
	March 27, 2004	COLUMBUS 3 Nashville 2 OT		April 8, 2011	Columbus 1 NASHVILLE 4	
2005-06	October 26, 2005	Nashville 2 COLUMBUS 3 OT	2011-12	October 7, 2011	NASHVILLE 3 Columbus 2	
	November 23, 2005	NASHVILLE 4 Columbus 2		November 19, 2011	COLUMBUS 4 Nashville 3 OT	
	December 17, 2005	Columbus 3 NASHVILLE 7		December 8, 2011	NASHVILLE 4 Columbus 3 OT	
	December 23, 2005	NASHVILLE 5 Columbus 4		December 22, 2011	Columbus 5 NASHVILLE 6	
	January 21, 2006	Columbus 2 NASHVILLE 7		January 19, 2012	NASHVILLE 3 Columbus 0	
	January 28, 2006	Nashville 3 COLUMBUS 4		January 23, 2012	Columbus 1 NASHVILLE 4	
	February 11, 2006	Columbus 2 NASHVILLE 5	2012-13	January 19, 2013	COLUMBUS 3 Nashville 2 SO	
	April 3, 2006	COLUMBUS 3 Nashville 1		March 19, 2013	Nashville 3 COLUMBUS 4	
2006-07	November 15, 2006	NASHVILLE 5 Columbus 4		March 23, 2013	Columbus 2 NASHVILLE 5	
	November 18, 2006	Columbus 2 NASHVILLE 4		April 4, 2013	COLUMBUS 3 Nashville 1	
	November 20, 2006	NASHVILLE 3 Columbus 1		April 27, 2013	Nashville 1 COLUMBUS 3	
	January 12, 2007	Columbus 0 NASHVILLE 2	2013-14	November 27, 2013	NASHVILLE 4 Columbus 0	
	January 13, 2007	NASHVILLE 4 Columbus 1		March 8, 2014	COLUMBUS 1 Nashville 0	
	January 18, 2007	Columbus 0 NASHVILLE 4	2014-15	November 29, 2014	Columbus 1 NASHVILLE 2	
	February 25, 2007	NASHVILLE 4 Columbus 3 SO		December 22, 2014	NASHVILLE 5 Columbus 1	
	March 10, 2007	Columbus 1 NASHVILLE 2	2015-16	November 20, 2015	Nashville 0 COLUMBUS 4	
2007-08	November 10, 2007	Columbus 3 NASHVILLE 4 SO		March 26, 2016	Columbus 1 NASHVILLE 5	
	November 12, 2007	NASHVILLE 4 Columbus 1	2016-17	January 26, 2017	Columbus 3 NASHVILLE 4	
	December 23, 2007	NASHVILLE 3 Columbus 1		February 19, 2017	NASHVILLE 4 Columbus 3	
	December 27, 2007	Columbus 3 NASHVILLE 4	2017-18	November 7, 2017	NASHVILLE 3 COLUMBUS 1	
	January 12, 2008	Nashville 1 COLUMBUS 2 SO		April 7, 2018	Columbus 2 NASHVILLE 4	

NHL & OPPONENTS



# NHL & OPPONENTS

## DALLAS STARS

### 2017-18 SEASON SERIES

#### @ NASHVILLE

Date	Score	W/Goal
06 Mar '18	DAL 0 @ NSH 2	Ryan Hartman
12 Oct '17	DAL 1 @ NSH 4	Filip Forsberg

### GOALS BY PERIOD

	1st	2nd	3rd	OT	Total
Nashville	3	6	5	0	14
Dallas	2	2	2	0	6

### INDIVIDUAL SCORING

PLAYER	PREDATORS									
	GP	G	A	P	+/-	PIM	PP	SH		
Calle Jankrok	4	2	1	3	3	0	0	0	2	
P.K. Subban	4	1	2	3	7	0	0	0	0	
Ryan Johansen	3	1	2	3	3	2	1	0		
Viktor Arvidsson	4	1	1	2	2	2	0	0		
Alexei Emelin	4	1	1	2	3	2	0	0		
Filip Forsberg	4	1	1	2	4	0	1	0		
Cody McLeod	3	1	1	2	2	5	0	0		
Kyle Turris	2	1	1	2	-2	0	1	0		
Samuel Girard	1	1	1	2	1	0	0	0		
Mattias Ekholm	4	0	2	2	3	0	0	0		
Colton Sissons	4	0	2	3	2	0	0	0		
Austin Watson	4	0	2	2	4	7	0	0		
Nick Bonino	4	1	0	1	-1	4	0	0		
Kevin Fiala	4	1	0	1	-2	0	1	0		
Pontus Aberg	2	1	0	1	1	0	0	0		
Ryan Hartman	1	1	0	1	1	2	0	0		
Roman Josi	2	0	1	1	-1	2	0	0		
Frederick Gaudreau	1	0	1	1	1	0	0	0		
Craig Smith	4	0	0	0	-2	0	0	0		
Yannick Weber	4	0	0	0	-2	0	0	0		
Scott Hartnell	3	0	0	0	-1	2	0	0		
Anthony Bitetto	3	0	0	0	-2	5	0	0		
Matt Irwin	2	0	0	0	1	0	0	0		
Ryan Ellis	1	0	0	0	2	0	0	0		
Mike Fisher	1	0	0	0	0	2	0	0		

Power Play: 4-15 26.7% / Penalty Killing: 9-11 81.8%

### GOALTENDING

#### PREDATORS

	GP	MIN	W-L-OT	GA	SA	SV	GAA	SV%
Pekka Rinne	2	120	2-0-0	1	57	56	0.50	.982
Juuse Saros	2	125	1-0-1	5	73	68	2.40	.932

#### STARS

	GP	MIN	W-L-OT	GA	SA	SV	GAA	SV%
Ben Bishop	3	147	1-2-0	9	77	68	3.66	.883
Kari Lehtonen	2	95	0-1-0	3	50	47	1.90	.940

#### @ DALLAS

Date	Score	W/Goal
23 Dec '17 **	NSH 3 @ DAL 4	Alexander Radulov
05 Dec '17	NSH 5 @ DAL 2	Pontus Aberg

\* overtime \*\* shootout

### SHOTS BY PERIOD

	1st	2nd	3rd	OT	Total
Nashville	39	45	40	5	129
Dallas	42	41	36	1	130

#### STARS

PLAYER	GP	G	A	P	+/-	PIM	PP	SH
Jamie Benn	4	1	2	3	-6	4	1	0
John Klingberg	4	0	3	3	-3	0	0	0
Jamie Oleksiak	2	1	1	2	1	5	0	0
Jason Spezza	4	0	2	2	-1	4	0	0
Stephen Johns	4	1	0	1	0	5	0	0
Tyler Seguin	4	1	0	1	-6	2	1	0
Antoine Roussel	3	1	0	1	0	2	0	0
Martin Hanzal	2	1	0	1	0	5	0	0
Tyler Pitlick	4	0	1	1	0	0	0	0
Gemel Smith	3	0	1	1	1	0	0	0
Remi Elie	4	0	0	0	-1	0	0	0
Mattias Janmark	4	0	0	0	-1	4	0	0
Alexander Radulov	4	0	0	0	-6	4	0	0
Devin Shore	4	0	0	0	-1	0	0	0
Radek Faksa	3	0	0	0	-1	0	0	0
Dan Hamhuis	3	0	0	0	-2	6	0	0
Julius Honka	3	0	0	0	-2	2	0	0
Esa Lindell	3	0	0	0	0	0	0	0
Greg Pateryn	3	0	0	0	-2	4	0	0
Brett Ritchie	3	0	0	0	-2	0	0	0
Marc Methot	2	0	0	0	0	0	0	0
Jason Dickinson	1	0	0	0	0	0	0	0
Curtis McKenzie	1	0	0	0	0	5	0	0

Power Play: 2-11 18.2% / Penalty Killing: 11-15 73.3%



Dr Pepper StarCenter at Frisco • 2601 Avenue of the Stars  
Frisco, TX 75034 • (214) 387-5500

GM: Jim Hill

Head Coach: Jim Montgomery

PR: Tom Holy, Joe Calvillo, Ben Fromstein,  
Christa Melia

Season	OVERALL								HOME								ROAD							
	GP	W	L	OT	PTS	GF	GA	GP	W	L	OT	PTS	GF	GA	GP	W	L	OT	PTS	GF	GA			
1998-99	4	1	3	0	2	5	9	2	0	2	0	0	3	7	2	1	1	0	2	2	2	2		
1999-00	4	2	2	0	4	9	10	2	2	0	0	4	8	4	2	0	2	0	0	1	6	6		
2000-01	4	0	3	1	1	5	12	2	0	2	0	0	1	3	2	0	1	1	1	4	9	9		
2001-02	4	2	2	0	4	7	9	2	2	0	0	4	6	2	2	0	2	0	0	1	7	7		
2002-03	4	3	1	0	6	10	6	2	2	0	0	4	8	3	2	1	1	0	2	2	3	3		
2003-04	4	0	3	1	1	6	13	2	0	1	1	1	2	4	2	0	2	0	0	4	9	9		
2005-06	4	1	3	0	2	9	12	2	1	1	0	2	6	6	2	0	2	0	0	3	6	6		
2006-07	4	1	3	0	2	6	11	2	1	1	0	2	5	6	2	0	2	0	0	1	5	5		
2007-08	4	3	1	0	6	12	8	2	1	1	0	2	8	7	2	2	0	0	4	4	1	1		
2008-09	4	2	2	0	4	11	11	2	2	0	0	4	6	1	2	0	2	0	0	5	10	10		
2009-10	4	2	2	0	4	8	13	2	1	1	0	2	5	5	2	1	1	0	2	3	8	8		
2010-11	4	2	2	0	4	9	9	2	1	1	0	2	6	6	2	1	1	0	2	3	3	3		
2011-12	4	2	2	0	4	9	12	2	1	1	0	2	3	4	2	1	1	0	2	6	8	8		
2012-13	3	2	1	0	4	11	9	2	1	1	0	2	7	9	1	1	0	0	2	4	0	0		
2013-14	5	2	2	1	5	13	16	2	2	0	0	4	7	2	3	0	2	1	1	6	14	14		
2014-15	5	3	1	1	7	14	13	3	2	0	1	5	10	7	2	1	1	0	2	4	6	6		
2015-16	5	1	3	1	3	12	19	2	1	0	1	3	7	6	3	0	3	0	0	5	13	13		
2016-17	5	3	2	0	6	20	15	3	2	1	0	4	11	7	2	1	1	0	2	9	8	8		
2017-18	4	3	0	1	6	14	6	2	2	0	0	4	6	1	2	1	0	1	3	8	5	5		
<b>Totals</b>	<b>79</b>	<b>32</b>	<b>38</b>	<b>5</b>	<b>75</b>	<b>184</b>	<b>208</b>	<b>40</b>	<b>24</b>	<b>13</b>	<b>3</b>	<b>51</b>	<b>115</b>	<b>90</b>	<b>39</b>	<b>11</b>	<b>25</b>	<b>3</b>	<b>25</b>	<b>74</b>	<b>122</b>			

OT column includes both ties and overtime losses in 1999-00, 2000-01 (one road OTL), 2001-02, 2002-03 and 2003-04 (one home tie). OT column includes ties in 1998-99.

NHL & OPPONENTS





# NHL & OPPONENTS

## DALLAS STARS

	DATE	VISITOR	HOME	
<b>1998-99</b>	December 28, 1998	Nashville	0 DALLAS	1
	February 23, 1999	DALLAS	4 Nashville	3
	February 24, 1999	NASHVILLE	2 Dallas	1
	March 28, 1999	DALLAS	3 Nashville	0
<b>1999-00</b>	October 16, 1999	Dallas	2 NASHVILLE	3
	January 5, 2000	Nashville	1 DALLAS	3
	February 16, 2000	Nashville	0 DALLAS	3
	February 21, 2000	Dallas	2 NASHVILLE	5
<b>2000-01</b>	November 22, 2000	DALLAS	1 Nashville	0
	January 17, 2001	Nashville	3 DALLAS	4 OT
	February 13, 2001	DALLAS	2 Nashville	1
	April 4, 2001	Nashville	1 DALLAS	5
<b>2001-02</b>	October 5, 2001	Nashville	1 DALLAS	4
	November 2, 2001	Nashville	0 DALLAS	3
	November 3, 2001	Dallas	1 NASHVILLE	4
	February 6, 2002	Dallas	1 NASHVILLE	2
<b>2002-03</b>	November 30, 2002	Dallas	2 NASHVILLE	5
	December 26, 2002	Dallas	1 NASHVILLE	3
	March 7, 2003	NASHVILLE	2 Dallas	1
	April 6, 2003	Nashville	0 DALLAS	2
<b>2003-04</b>	October 11, 2003	DALLAS	3 Nashville	1
	November 1, 2003	Dallas	1 Nashville	1 OT
	November 2, 2003	Nashville	3 DALLAS	7
	December 26, 2003	Nashville	1 DALLAS	2
<b>2005-06</b>	November 10, 2005	Dallas	3 NASHVILLE	5
	November 26, 2005	DALLAS	3 Nashville	1
	February 1, 2006	Nashville	1 DALLAS	2
	February 6, 2006	Nashville	2 DALLAS	4
<b>2006-07</b>	November 22, 2006	Nashville	0 DALLAS	1
	December 29, 2006	Nashville	1 DALLAS	4
	March 17, 2007	Dallas	2 NASHVILLE	3
	March 31, 2007	DALLAS	4 Nashville	2
<b>2007-08</b>	October 6, 2007	Dallas	1 NASHVILLE	5
	December 31, 2007	NASHVILLE	1 Dallas	0
	February 23, 2008	DALLAS	6 Nashville	3
	March 1, 2008	NASHVILLE	3 Dallas	1
<b>2008-09</b>	October 11, 2008	Dallas	1 NASHVILLE	3
	October 15, 2008	Nashville	4 DALLAS	6
	December 13, 2008	Dallas	0 NASHVILLE	3
	February 8, 2009	Nashville	1 DALLAS	4
<b>2009-10</b>	October 3, 2009	NASHVILLE	3 Dallas	2 SO
	October 14, 2009	Nashville	0 DALLAS	6
	October 31, 2009	Dallas	2 NASHVILLE	4
	March 23, 2010	DALLAS	3 Nashville	1
<b>2010-11</b>	October 23, 2010	NASHVILLE	1 Dallas	0
	December 28, 2010	DALLAS	4 Nashville	2
	February 26, 2011	Nashville	2 DALLAS	3
	March 26, 2011	Dallas	2 NASHVILLE	4
<b>2011-12</b>	December 23, 2011	Nashville	3 DALLAS	6
	January 5, 2012	DALLAS	4 Nashville	1
	February 19, 2012	NASHVILLE	3 Dallas	2
	April 5, 2012	Dallas	0 NASHVILLE	2
<b>2012-13</b>	February 25, 2013	Dallas	4 NASHVILLE	5 OT
	March 12, 2013	NASHVILLE	4 Dallas	0
	April 12, 2013	DALLAS	5 Nashville	2

	DATE	VISITOR	HOME	
<b>2013-14</b>	December 12, 2013	Dallas	1 NASHVILLE	3
	December 27, 2013	Nashville	1 DALLAS	4
	January 20, 2014	Dallas	1 NASHVILLE	4
	March 28, 2014	Nashville	3 DALLAS	7
	April 8, 2014	Nashville	2 DALLAS	3 SO
<b>2014-15</b>	October 11, 2014	Dallas	1 NASHVILLE	4
	November 6, 2014	NASHVILLE	3 Dallas	2
	January 8, 2015	Dallas	2 NASHVILLE	3 OT
	April 4, 2015	DALLAS	4 Nashville	3 OT
	April 11, 2015	Nashville	1 DALLAS	4
<b>2015-16</b>	December 31, 2015	Nashville	1 DALLAS	5
	February 15, 2016	DALLAS	3 Nashville	2 OT
	March 1, 2016	Dallas	3 NASHVILLE	5
	March 29, 2016	Nashville	2 DALLAS	5
	April 9, 2016	Nashville	2 DALLAS	3
<b>2016-17</b>	October 18, 2016	DALLAS	2 Nashville	1
	November 23, 2016	Dallas	2 NASHVILLE	5
	December 8, 2016	Nashville	2 DALLAS	5
	February 12, 2017	Dallas	3 NASHVILLE	5
	April 6, 2017	NASHVILLE	7 Dallas	3
<b>2017-18</b>	October 12, 2017	Dallas	1 NASHVILLE	4
	December 5, 2017	NASHVILLE	5 Dallas	2
	December 23, 2017	NASHVILLE	4 Dallas	3 SO
	March 6, 2018	Dallas	0 NASHVILLE	2






Dr Pepper StarCenter at Frisco • 2601 Avenue of the Stars  
Frisco, TX 75034 • (214) 387-5500

GM: Jim Nill

Head Coach: Ken Hitchcock

PR: Tom Holy, Joe Calvillo, Ben Fromstein,

Christa Melia





# NHL & OPPONENTS

## DETROIT RED WINGS

### 2017-18 SEASON SERIES

#### @ NASHVILLE

Date	Score	W/Goal
17 Feb '18	DET 3 @ NSH 1	Gustav Nyquist

#### GOALS BY PERIOD

	1st	2nd	3rd	OT	Total
Nashville	2	0	2	-	4
Detroit	2	1	2	-	5

#### @ DETROIT

Date	Score	W/Goal
20 Feb '18	NSH 3 @ DET 2	Viktor Arvidsson

\* overtime \*\* shootout

#### SHOTS BY PERIOD

	1st	2nd	3rd	OT	Total
Nashville	22	21	18	-	61
Detroit	15	27	28	-	70

### INDIVIDUAL SCORING

PLAYER	PREDATORS							
	GP	G	A	P	+/-	PIM	PP	SH
Craig Smith	2	1	1	2	0	0	1	0
Ryan Ellis	2	0	2	2	0	0	0	0
Roman Josi	2	0	2	2	0	0	0	0
P.K. Subban	2	0	2	2	-2	14	0	0
Viktor Arvidsson	2	1	0	1	-2	0	0	0
Scott Hartnell	2	1	0	1	1	0	0	0
Kyle Turris	2	1	0	1	0	2	0	0
Nick Bonino	2	0	0	0	1	0	0	0
Mattias Ekholm	2	0	0	0	-2	0	0	0
Kevin Fiala	2	0	0	0	0	0	0	0
Filip Forsberg	2	0	0	0	-1	0	0	0
Calle Jarnkrok	2	0	0	0	1	0	0	0
Ryan Johansen	2	0	0	0	-1	0	0	0
Mikko Salomaki	2	0	0	0	-1	0	0	0
Colton Sissons	2	0	0	0	-2	2	0	0
Austin Watson	2	0	0	0	-2	2	0	0
Anthony Bitetto	1	0	0	0	-1	0	0	0
Alexei Emelin	1	0	0	0	0	2	0	0
Matt Irwin	1	0	0	0	-1	0	0	0
Yannick Weber	1	0	0	0	0	0	0	0

Power Play: 1-6 16.7% / Penalty Killing: 5-5 100.0%

PLAYER	RED WINGS							
	GP	G	A	P	+/-	PIM	PP	SH
Andreas Athanasiou	2	1	1	2	1	0	0	0
Justin Abdelkader	2	0	2	2	0	0	0	0
Darren Helm	2	1	0	1	1	0	0	0
Gustav Nyquist	2	1	0	1	2	2	0	0
Tomas Tatar	2	1	0	1	1	0	0	0
Luke Witkowski	2	1	0	1	-1	2	0	0
Danny DeKeyser	2	0	1	1	0	2	0	0
Nick Jensen	2	0	1	1	2	0	0	0
Dylan Larkin	2	0	1	1	1	0	0	0
Anthony Mantha	2	0	1	1	2	0	0	0
Frans Nielsen	2	0	1	1	1	0	0	0
Tyler Bertuzzi	2	0	0	0	-2	2	0	0
Trevor Daley	2	0	0	0	3	2	0	0
Jonathan Ericsson	2	0	0	0	0	0	0	0
Marlin Frk	2	0	0	0	-1	0	0	0
Luke Glendening	2	0	0	0	-2	0	0	0
Niklas Kronwall	2	0	0	0	-1	2	0	0
Henrik Zetterberg	2	0	0	0	2	0	0	0

Power Play: 0-5 0.0% / Penalty Killing: 5-6 83.3%

### GOALTENDING

#### PREDATORS

	GP	MIN	W-L-OT	GA	SA	SV	GAA	SV%
Juuse Saros	2	119	1-1-0	4	69	65	2.02	.942

#### RED WINGS

	GP	MIN	W-L-OT	GA	SA	SV	GAA	SV%
Petr Mrazek	1	60	1-0-0	1	32	31	1.01	.969
Jimmy Howard	1	58	0-1-0	3	29	26	3.11	.897



Little Caesars Arena • 2645 Woodward Avenue  
 Detroit, MI 48201 • (313) 396-7544

GM: Ken Holland

Head Coach: Jeff Blashill

PR: Todd Beam, Kyle Kujawa, Alex DiFilippo

Season	OVERALL								HOME								ROAD							
	GP	W	L	OT	PTS	GF	GA	GP	W	L	OT	PTS	GF	GA	GP	W	L	OT	PTS	GF	GA			
1998-99	6	1	5	0	2	13	23	3	1	2	0	2	8	12	3	0	3	0	0	5	11			
1999-00	6	1	4	1	3	15	24	3	1	2	0	2	8	10	3	0	2	1	1	7	14			
2000-01	5	2	2	1	5	14	16	2	1	0	1	3	6	5	3	1	2	0	2	8	11			
2001-02	5	1	2	2	4	12	15	3	1	1	1	3	6	6	2	0	1	1	1	6	9			
2002-03	5	1	3	1	3	11	17	2	1	1	0	2	5	5	3	0	2	1	1	6	12			
2003-04	6	3	2	1	7	13	19	3	2	1	0	4	7	7	3	1	1	1	3	6	12			
2005-06	8	4	4	0	8	19	24	4	1	3	0	2	11	13	4	3	1	0	6	8	11			
2006-07	8	2	5	1	5	21	28	4	2	2	0	4	13	12	4	0	3	1	1	8	16			
2007-08	8	3	3	2	8	19	21	4	2	2	0	4	11	12	4	1	1	2	4	8	9			
2008-09	6	4	2	0	8	24	19	3	2	1	0	4	14	7	3	2	1	0	4	10	12			
2009-10	6	2	2	2	6	13	17	3	1	0	2	4	5	5	3	1	2	0	2	8	12			
2010-11	6	4	1	1	9	18	13	3	2	0	1	5	9	5	3	2	1	0	4	9	8			
2011-12	6	3	3	0	6	14	16	3	2	1	0	4	8	9	3	1	2	0	2	6	7			
2012-13	4	1	3	0	2	6	15	2	1	1	0	2	4	6	2	0	2	0	0	2	9			
2013-14	2	2	0	0	4	8	4	1	1	0	0	2	6	4	1	1	0	0	2	2	0			
2014-15	2	0	2	0	0	5	9	1	0	1	0	0	3	4	1	0	1	0	0	2	5			
2015-16	2	0	1	1	1	6	8	1	0	1	0	0	2	3	1	0	0	1	1	4	5			
2016-17	2	0	2	0	0	3	6	1	0	0	0	0	0	1	1	0	0	0	0	3	5			
2017-18	2	1	1	0	2	4	5	1	0	1	0	0	1	3	1	1	0	0	2	3	2			
<b>Totals</b>	<b>95</b>	<b>35</b>	<b>47</b>	<b>13</b>	<b>85</b>	<b>236</b>	<b>296</b>	<b>47</b>	<b>21</b>	<b>20</b>	<b>5</b>	<b>47</b>	<b>127</b>	<b>128</b>	<b>48</b>	<b>14</b>	<b>25</b>	<b>8</b>	<b>36</b>	<b>109</b>	<b>168</b>			

OT column includes both ties and overtime losses in 1999-00 (one road OTL), 2000-01 (one home tie), 2001-02 (one home tie and one road tie), 2002-03 (one road tie) and 2003-04 (one road OTL).  
 OT column includes ties in 1998-99.

NHL & OPPONENTS





# NHL & OPPONENTS


## DETROIT RED WINGS

	DATE	VISITOR	HOME	
<b>1998-99</b>	October 21, 1998	Nashville	2 <b>DETROIT</b>	5
	December 23, 1998	Detroit	3 <b>NASHVILLE</b>	5
	January 14, 1999	Nashville	1 <b>DETROIT</b>	2 OT
	January 26, 1999	<b>DETROIT</b>	4 Nashville	1
	February 9, 1999	<b>DETROIT</b>	5 Nashville	2
	April 14, 1999	Nashville	2 <b>DETROIT</b>	4
<b>1999-00</b>	December 4, 1999	Detroit	1 <b>NASHVILLE</b>	4
	December 8, 1999	Nashville	3 <b>DETROIT</b>	6
	January 6, 2000	Nashville	2 <b>DETROIT</b>	5
	March 10, 2000	<b>DETROIT</b>	3 Nashville	1
	March 14, 2000	Nashville	2 <b>DETROIT</b>	3 OT
	March 23, 2000	<b>DETROIT</b>	6 Nashville	3
<b>2000-01</b>	October 19, 2000	<b>NASHVILLE</b>	2 <b>DETROIT</b>	1 OT
	November 18, 2000	Detroit	2 <b>NASHVILLE</b>	3
	November 20, 2000	Nashville	3 <b>DETROIT</b>	6
	January 24, 2001	Nashville	3 <b>DETROIT</b>	4
	February 20, 2001	Detroit	3 <b>NASHVILLE</b>	3 OT
<b>2001-02</b>	October 27, 2001	<b>DETROIT</b>	1 Nashville	0
	November 20, 2001	Nashville	3 <b>DETROIT</b>	6
	December 29, 2001	Detroit	2 <b>NASHVILLE</b>	3 OT
	March 25, 2002	Detroit	3 <b>NASHVILLE</b>	3 OT
	March 28, 2002	Nashville	3 <b>DETROIT</b>	3 OT
<b>2002-03</b>	October 26, 2002	Detroit	1 <b>NASHVILLE</b>	3
	November 12, 2002	Nashville	1 <b>DETROIT</b>	4
	December 28, 2002	<b>DETROIT</b>	4 Nashville	2
	February 4, 2003	Nashville	5 <b>DETROIT</b>	5 OT
	March 31, 2003	Nashville	0 <b>DETROIT</b>	3
<b>2003-04</b>	October 30, 2003	Detroit	3 <b>NASHVILLE</b>	5
	November 8, 2003	<b>NASHVILLE</b>	4 <b>DETROIT</b>	3
	December 20, 2003	Detroit	0 <b>NASHVILLE</b>	1
	January 5, 2004	Nashville	0 <b>DETROIT</b>	6
	February 3, 2004	<b>DETROIT</b>	4 Nashville	1
	March 14, 2004	Nashville	2 <b>DETROIT</b>	3 OT
<b>2005-06</b>	January 6, 2006	<b>DETROIT</b>	3 Nashville	1
	January 23, 2006	<b>NASHVILLE</b>	3 <b>DETROIT</b>	2
	January 24, 2006	<b>NASHVILLE</b>	2 <b>DETROIT</b>	1 OT
	February 8, 2006	Nashville	0 <b>DETROIT</b>	6
	February 9, 2006	<b>DETROIT</b>	3 Nashville	2
	March 21, 2006	<b>NASHVILLE</b>	3 <b>DETROIT</b>	2 SO
	March 30, 2006	<b>DETROIT</b>	4 Nashville	2
	April 18, 2006	Detroit	3 <b>NASHVILLE</b>	6
<b>2006-07</b>	November 10, 2006	Nashville	0 <b>DETROIT</b>	3
	November 25, 2006	Detroit	2 <b>NASHVILLE</b>	6
	January 17, 2007	Nashville	3 <b>DETROIT</b>	5
	February 24, 2007	Detroit	3 <b>NASHVILLE</b>	4 OT
	March 6, 2007	Nashville	3 <b>DETROIT</b>	4 SO
	March 13, 2007	<b>DETROIT</b>	5 Nashville	2
	March 14, 2007	Nashville	2 <b>DETROIT</b>	4
	March 29, 2007	<b>DETROIT</b>	2 Nashville	1
<b>2007-08</b>	November 7, 2007	Nashville	2 <b>DETROIT</b>	3 SO
	November 22, 2007	Detroit	2 <b>NASHVILLE</b>	3
	December 10, 2007	<b>DETROIT</b>	2 Nashville	1
	February 12, 2008	Detroit	2 <b>NASHVILLE</b>	4
	March 9, 2008	Nashville	3 <b>DETROIT</b>	4
	March 15, 2008	<b>NASHVILLE</b>	3 <b>DETROIT</b>	1

	DATE	VISITOR	HOME	
	March 20, 2008	<b>DETROIT</b>	6 Nashville	3
	March 30, 2008	Nashville	0 <b>DETROIT</b>	1 OT
<b>2008-09</b>	December 26, 2008	Detroit	2 <b>NASHVILLE</b>	3
	February 10, 2009	<b>DETROIT</b>	5 Nashville	3
	February 18, 2009	Nashville	2 <b>DETROIT</b>	6
	February 28, 2009	Detroit	0 <b>NASHVILLE</b>	8
	March 29, 2009	<b>NASHVILLE</b>	4 <b>DETROIT</b>	3
	April 9, 2009	<b>NASHVILLE</b>	4 <b>DETROIT</b>	3 SO
<b>2009-10</b>	November 23, 2009	Detroit	1 <b>NASHVILLE</b>	3
	December 12, 2009	<b>DETROIT</b>	3 Nashville	2 OT
	January 29, 2010	Nashville	2 <b>DETROIT</b>	4
	March 5, 2010	Nashville	2 <b>DETROIT</b>	5
	March 27, 2010	<b>DETROIT</b>	1 Nashville	0 SO
	April 3, 2010	<b>NASHVILLE</b>	4 <b>DETROIT</b>	3 OT
<b>2010-11</b>	October 30, 2010	Nashville	2 <b>DETROIT</b>	5
	December 8, 2010	<b>NASHVILLE</b>	3 <b>DETROIT</b>	2
	February 5, 2011	Detroit	0 <b>NASHVILLE</b>	3
	February 9, 2011	<b>NASHVILLE</b>	4 <b>DETROIT</b>	1
	March 19, 2011	Detroit	1 <b>NASHVILLE</b>	3
	April 2, 2011	<b>DETROIT</b>	4 Nashville	3 OT
<b>2011-12</b>	November 26, 2011	Nashville	1 <b>DETROIT</b>	4
	December 15, 2011	Detroit	3 <b>NASHVILLE</b>	4
	December 26, 2011	<b>DETROIT</b>	4 Nashville	1
	February 17, 2012	Nashville	1 <b>DETROIT</b>	2
	March 10, 2012	Detroit	2 <b>NASHVILLE</b>	3
	March 30, 2012	<b>NASHVILLE</b>	4 <b>DETROIT</b>	1
<b>2012-13</b>	February 19, 2013	Detroit	3 <b>NASHVILLE</b>	4 OT
	February 23, 2013	Nashville	0 <b>DETROIT</b>	4
	April 14, 2013	<b>DETROIT</b>	3 Nashville	0
	April 25, 2013	Nashville	2 <b>DETROIT</b>	5
<b>2013-14</b>	November 19, 2013	<b>NASHVILLE</b>	2 <b>DETROIT</b>	0
	December 30, 2013	Detroit	4 <b>NASHVILLE</b>	6
<b>2014-15</b>	January 17, 2015	Nashville	2 <b>DETROIT</b>	5
	February 28, 2015	<b>DETROIT</b>	4 Nashville	3
<b>2015-16</b>	December 5, 2015	Nashville	4 <b>DETROIT</b>	5 OT
	December 26, 2015	<b>DETROIT</b>	3 Nashville	2
<b>2016-17</b>	October 21, 2016	Nashville	3 <b>DETROIT</b>	5
	February 4, 2017	<b>DETROIT</b>	1 Nashville	0
<b>2017-18</b>	February 17, 2018	<b>DETROIT</b>	3 Nashville	1
	February 20, 2018	<b>NASHVILLE</b>	3 <b>DETROIT</b>	2



Little Caesars Arena • 2645 Woodward Avenue  
Detroit, MI 48201 • (313) 396-7544  
GM: Ken Holland  
Head Coach: Jeff Blashill  
PR: Todd Beam, Kyle Kujawa, Alex DiFilippo





# NHL & OPPONENTS

## EDMONTON OILERS

### 2017-18 SEASON SERIES

#### @ NASHVILLE

Date	Score	W/Goal
09 Jan '18	EDM 1 @ NSH 2	Viktor Arvidsson

#### GOALS BY PERIOD

	1st	2nd	3rd	OT	Total
Nashville	2	6	2	-	10
Edmonton	2	1	0	-	3

#### INDIVIDUAL SCORING

PREDATORS								
PLAYER	GP	G	A	P	+/-	PIM	PP	SH
Viktor Arvidsson	3	3	1	4	2	2	0	0
Filip Forsberg	2	0	3	3	3	0	0	0
Roman Josi	3	1	1	2	4	0	1	0
Craig Smith	3	1	1	2	1	0	1	0
Kyle Turris	3	1	1	2	1	2	0	0
Mattias Ekholm	3	0	2	2	1	0	0	0
Calle Jarnkrok	3	0	2	2	1	0	0	0
P.K. Subban	3	0	2	2	-1	4	0	0
Kevin Fiala	3	1	0	1	2	0	1	0
Scott Hartnell	3	1	0	1	0	0	0	0
Austin Watson	3	1	0	1	1	0	0	0
Pontus Aberg	2	1	0	1	0	0	0	0
Nick Bonino	3	0	1	1	0	0	0	0
Ryan Johansen	3	0	1	1	2	0	0	0
Colton Sissons	3	0	1	1	1	0	0	0
Ryan Hartman	1	0	1	1	1	0	0	0
Alexei Emelin	3	0	0	0	2	4	0	0
Yannick Weber	3	0	0	0	1	0	0	0
Ryan Ellis	2	0	0	0	2	0	0	0
Anthony Bitetto	1	0	0	0	1	0	0	0
Miikka Salomaki	1	0	0	0	0	0	0	0

Power Play: 3-9 33.3% / Penalty Killing: 4-5 80.0%

#### @ EDMONTON

Date	Score	W/Goal
01 Mar '18	NSH 4 @ EDM 2	Viktor Arvidsson
14 Dec '17	NSH 4 @ EDM 0	Pontus Aberg

\* overtime \*\* shootout

#### SHOTS BY PERIOD

	1st	2nd	3rd	OT	Total
Nashville	32	26	31	-	89
Edmonton	42	31	35	-	108

OILERS								
PLAYER	GP	G	A	P	+/-	PIM	PP	SH
Connor McDavid	3	2	1	3	-2	4	0	0
Leon Draisaitl	3	1	1	2	-2	0	1	0
Matt Benning	3	0	2	2	1	0	0	0
Ryan Strome	3	0	1	1	-1	2	0	0
Anton Slepyshev	2	0	1	1	0	0	0	0
Michael Cammalleri	3	0	0	0	0	4	0	0
Zack Kassian	3	0	0	0	-2	0	0	0
Juhar Khaira	3	0	0	0	0	0	0	0
Oscar Klefbom	3	0	0	0	-1	2	0	0
Milan Lucic	3	0	0	0	-3	2	0	0
Darnell Nurse	3	0	0	0	-2	2	0	0
Jesse Puljujarvi	3	0	0	0	-5	0	0	0
Kris Russell	3	0	0	0	-1	0	0	0
Drake Caggiula	2	0	0	0	0	0	0	0
Mark Lelestu	2	0	0	0	-1	2	0	0
Patrick Maroon	2	0	0	0	1	0	0	0
Ryan Nugent-Hopkins	2	0	0	0	0	0	0	0
Andrej Sekera	2	0	0	0	-2	0	0	0
Pontus Aberg	1	0	0	0	0	0	0	0
Yohann Avuitto	1	0	0	0	0	0	0	0
Ethan Bear	1	0	0	0	-3	2	0	0
Brandon Davidson	1	0	0	0	-1	0	0	0
Adam Larsson	1	0	0	0	-1	0	0	0
Iiro Pakarinen	1	0	0	0	0	0	0	0

Power Play: 1-5 20.0% / Penalty Killing: 6-9 66.7%

#### GOALTENDING

##### PREDATORS

	GP	MIN	W-L-OT	GA	SA	SV	GAA	SV%
Pekka Rinne	2	119	2-0-0	3	62	59	1.51	.952
Juuse Saros	1	60	1-0-0	0	46	46	0.00	1.000

##### OILERS

	GP	MIN	W-L-OT	GA	SA	SV	GAA	SV%
Cam Talbot	3	181	0-2-1	9	99	90	2.98	.909



Rogers Place • 102 St. NW  
 Edmonton, AB T5J 4Y8 • (780) 414-4000  
 GM: Peter Chiarelli  
 Head Coach: Todd McLellan  
 PR: J.J. Hebert, Andre Brin, Shawn May

Season	OVERALL						HOME						ROAD								
	GP	W	L	OT	PTS	GF	GA	GP	W	L	OT	PTS	GF	GA	GP	W	L	OT	PTS	GF	GA
1998-99	4	1	2	1	3	10	11	2	1	0	1	3	6	4	2	0	2	0	0	4	7
1999-00	5	3	2	0	6	14	14	3	2	1	0	4	9	8	2	1	1	0	2	5	6
2000-01	4	1	3	0	2	8	14	2	0	2	0	0	3	8	2	1	1	0	2	5	6
2001-02	4	2	1	1	5	12	10	2	0	1	1	1	5	6	2	2	0	0	4	7	4
2002-03	4	1	2	1	3	10	13	2	0	2	0	0	5	8	2	1	0	1	3	5	5
2003-04	4	2	1	1	5	12	11	2	1	0	1	3	4	3	2	1	1	0	2	8	8
2005-06	4	1	2	1	3	8	14	2	1	1	0	2	4	7	2	0	1	1	1	4	7
2006-07	4	4	0	0	8	16	8	2	2	0	0	4	7	5	2	2	0	0	4	9	3
2007-08	4	4	0	0	8	19	8	2	2	0	0	4	10	6	2	2	0	0	4	9	2
2008-09	4	3	1	0	6	13	12	2	2	0	0	4	9	6	2	1	1	0	2	4	6
2009-10	4	3	1	0	6	16	15	2	1	1	0	2	5	9	2	2	0	0	4	11	6
2010-11	4	2	1	1	5	7	9	2	1	1	0	2	3	5	2	1	0	1	3	4	4
2011-12	4	1	3	0	2	8	16	2	0	2	0	0	5	12	2	1	1	0	2	3	4
2012-13	3	2	1	0	4	11	5	2	2	0	0	4	9	2	1	0	1	0	0	2	3
2013-14	3	0	3	0	0	2	13	1	0	1	0	0	0	3	2	0	2	0	0	2	10
2014-15	3	3	0	0	6	8	3	2	2	0	0	4	4	2	1	1	0	0	2	4	1
2015-16	3	3	0	0	6	9	3	1	1	0	0	2	2	0	2	2	0	0	4	7	3
2016-17	3	3	0	0	6	9	6	2	2	0	0	4	7	4	1	1	0	0	2	2	2
2017-18	3	3	0	0	6	10	3	1	1	0	0	2	2	1	2	2	0	0	4	8	2
<b>Totals</b>	<b>71</b>	<b>42</b>	<b>23</b>	<b>6</b>	<b>96</b>	<b>199</b>	<b>186</b>	<b>36</b>	<b>21</b>	<b>12</b>	<b>3</b>	<b>45</b>	<b>99</b>	<b>99</b>	<b>35</b>	<b>21</b>	<b>11</b>	<b>3</b>	<b>45</b>	<b>102</b>	<b>88</b>

OT column includes both ties and overtime losses in 1999-00, 2000-01, 2001-02 (one home tie), 2002-03 (one road OTL) and 2003-04 (one home tie). OT column includes ties in 1998-99 (one home tie).

DATE	VISITOR	HOME	DATE	VISITOR	HOME	
1998-99	November 4, 1998	Nashville 2	EDMONTON	3		
	December 8, 1998	Edmonton 3	Nashville	3	OT	
	February 5, 1999	Nashville 2	EDMONTON	4		
	March 14, 1999	Edmonton 1	NASHVILLE	3		
1999-00	October 23, 1999	Edmonton 3	NASHVILLE	4		
	October 31, 1999	Nashville 2	EDMONTON	4		
	January 24, 2000	NASHVILLE	3	Edmonton	2	OT
	February 15, 2000	EDMONTON	2	Nashville	1	
	March 12, 2000	Edmonton 3	NASHVILLE	4		
2000-01	December 6, 2000	Nashville 0	EDMONTON	4		
	December 14, 2000	EDMONTON	6	Nashville	2	
	January 10, 2001	NASHVILLE	5	Edmonton	2	
	January 16, 2001	EDMONTON	2	Nashville	1	
2001-02	October 13, 2001	EDMONTON	4	Nashville	3	
	October 22, 2001	NASHVILLE	4	Edmonton	2	
	December 8, 2001	Edmonton 2	Nashville	2	OT	
	February 28, 2002	NASHVILLE	3	Edmonton	2	
2002-03	October 12, 2002	EDMONTON	3	Nashville	2	
	January 18, 2003	NASHVILLE	3	Edmonton	2	OT
	March 17, 2003	EDMONTON	5	Nashville	3	
	March 23, 2003	Nashville 2	EDMONTON	3	OT	
2003-04	January 17, 2004	Edmonton 1	NASHVILLE	2		
	January 24, 2004	NASHVILLE	4	Edmonton	3	
	February 15, 2004	2	Nashville	2	OT	
	March 19, 2004	Nashville 4	EDMONTON	5		
2005-06	October 29, 2005	EDMONTON	5	Nashville	1	
	November 8, 2005	Edmonton 2	NASHVILLE	3		
	December 30, 2005	Nashville 2	EDMONTON	4		
	March 5, 2006	Nashville 2	EDMONTON	3	OT	
2006-07	November 1, 2006	Nashville 5	Edmonton	3		
	December 12, 2006	Edmonton 2	NASHVILLE	3		
	March 24, 2007	NASHVILLE	4	Edmonton	0	
	March 27, 2007	Edmonton 3	NASHVILLE	4		
2007-08	November 2, 2007	NASHVILLE	4	Edmonton	1	
	January 3, 2008	Edmonton 2	NASHVILLE	5		
	February 19, 2007	Edmonton 4	NASHVILLE	5		
	March 4, 2008	NASHVILLE	5	Edmonton	1	
2008-09	October 30, 2008	Edmonton 1	NASHVILLE	3		
	December 28, 2008	Nashville 2	EDMONTON	5		
	February 1, 2009	NASHVILLE	2	Edmonton	1	
	March 3, 2009	Edmonton 5	NASHVILLE	6	OT	
2009-10	October 12, 2009	EDMONTON	6	Nashville	1	
	December 17, 2009	NASHVILLE	6	Edmonton	3	
	January 12, 2010	NASHVILLE	5	Edmonton	3	
	March 2, 2010	Edmonton 3	NASHVILLE	4		
2010-11	January 23, 2011	NASHVILLE	3	Edmonton	2	SO
	February 7, 2011	EDMONTON	4	Nashville	0	
	March 1, 2011	Nashville 1	EDMONTON	2	SO	
	March 22, 2011	Edmonton 1	NASHVILLE	3		
2011-12	October 17, 2011	Nashville 1	EDMONTON	3		
	November 22, 2011	EDMONTON	6	Nashville	2	
	November 28, 2011	NASHVILLE	2	Edmonton	1	
	March 20, 2012	EDMONTON	6	Nashville	3	
2012-13	March 8, 2013	Edmonton 0	NASHVILLE	6		
	March 17, 2013	Nashville 2	EDMONTON	3		
	March 25, 2013	Edmonton 2	NASHVILLE	3		
2013-14	November 28, 2013	EDMONTON	3	Nashville	0	
	January 26, 2014	Nashville 1	EDMONTON	5		
	March 18, 2014	Nashville 1	EDMONTON	5		
2014-15	October 29, 2014	NASHVILLE	4	Edmonton	1	
	November 11, 2014	Edmonton 2	NASHVILLE	3		
	November 27, 2014	Edmonton 0	NASHVILLE	1	OT	
2015-16	October 10, 2015	Edmonton 0	NASHVILLE	2		
	January 23, 2016	NASHVILLE	4	Edmonton	1	
	March 14, 2016	NASHVILLE	3	Edmonton	2	
2016-17	January 20, 2017	NASHVILLE	3	Edmonton	2	SO
	February 2, 2017	Edmonton 0	NASHVILLE	2		
	February 26, 2017	Edmonton 2	NASHVILLE	5		
2017-18	December 14, 2017	NASHVILLE	4	Edmonton	0	
	January 9, 2018	Edmonton 1	NASHVILLE	2		
	March 1, 2018	NASHVILLE	4	Edmonton	2	

NHL & OPPONENTS



# NHL & OPPONENTS

## FLORIDA PANTHERS

### 2017-18 SEASON SERIES

#### @ NASHVILLE

Date	Score	W/Goal
20 Jan '18	FLA 3 @ NSH 4	P.K. Subban

#### GOALS BY PERIOD

	1st	2nd	3rd	OT	Total
Nashville	1	3	1	-	5
Florida	3	0	2	-	5

#### INDIVIDUAL SCORING

PLAYER	PREDATORS							
	GP	G	A	P	+/-	PIM	PP	SH
Nick Bonino	2	1	2	3	3	2	0	0
Calle Jarnkrok	1	0	3	3	3	0	0	0
Kevin Fiala	2	2	0	2	3	0	0	0
Roman Josi	2	1	0	1	-1	0	0	0
P.K. Subban	2	1	0	1	1	0	0	0
Ryan Ellis	2	0	1	1	-1	0	0	0
Craig Smith	2	0	1	1	0	0	0	0
Kyle Turris	2	0	1	1	1	0	0	0
Viktor Arvidsson	2	0	0	0	-1	0	0	0
Alexei Emelin	2	0	0	0	0	0	0	0
Matt Irwin	2	0	0	0	1	0	0	0
Ryan Johansen	2	0	0	0	-2	0	0	0
Colton Sissons	2	0	0	0	-1	0	0	0
Austin Watson	2	0	0	0	-1	5	0	0
Pontus Aberg	1	0	0	0	1	0	0	0
Anthony Bitetto	1	0	0	0	2	0	0	0
Mattias Ekholm	1	0	0	0	0	0	0	0
Mike Fisher	1	0	0	0	0	0	0	0
Filip Forsberg	1	0	0	0	-1	0	0	0
Ryan Hartman	1	0	0	0	0	0	0	0
Scott Hartnell	1	0	0	0	-1	5	0	0
Miikka Salomaki	1	0	0	0	-1	2	0	0
Eeli Tolvanen	1	0	0	0	0	0	0	0

Power Play: 0-1 0.0% / Penalty Killing: 1-2 50.0%

#### GOALTENDING

##### PREDATORS

	GP	MIN	W-L-OT	GA	SA	SV	GAA	SV%
Pekka Rinne	2	118	1-1-0	5	73	68	2.54	.932

##### PANTHERS

	GP	MIN	W-L-OT	GA	SA	SV	GAA	SV%
Roberto Luongo	1	60	1-0-0	1	46	45	1.00	.978
Harri Sateri	1	58	0-1-0	4	29	25	4.16	.862

#### @ FLORIDA

Date	Score	W/Goal
03 Apr '18	NSH 1 @ FLA 2	Colton Sceviour

\* overtime \*\* shootout

#### SHOTS BY PERIOD

	1st	2nd	3rd	OT	Total
Nashville	33	19	23	-	75
Florida	32	21	20	-	73

PLAYER	PANTHERS							
	GP	G	A	P	+/-	PIM	PP	SH
Evgenii Dadonov	2	0	3	3	2	0	0	0
Jonathan Huberdeau	2	1	1	2	1	0	0	0
Colton Sceviour	2	1	1	2	1	0	0	0
Vincent Trocheck	2	1	1	2	-2	0	1	0
Aaron Ekblad	2	0	2	2	0	0	0	0
Derek Mackenzie	2	1	0	1	0	0	0	0
Keith Yandle	2	1	0	1	0	0	0	0
Jamie McGinn	2	0	1	1	-1	0	0	0
MacKenzie Weegar	2	0	1	1	1	0	0	0
Aleksander Barkov	2	0	0	0	2	0	0	0
Nick Bjugstad	2	0	0	0	-1	0	0	0
Micheal Haley	2	0	0	0	0	5	0	0
Mike Matheson	2	0	0	0	-2	0	0	0
Jared McCann	2	0	0	0	-1	2	0	0
Alexander Petrovic	2	0	0	0	1	5	0	0
Mark Pysyk	2	0	0	0	-2	0	0	0
Connor Brickley	1	0	0	0	-2	0	0	0
Maxim Mamin	1	0	0	0	0	0	0	0
Frank Vatrano	1	0	0	0	0	0	0	0
Radim Vrbata	1	0	0	0	-2	0	0	0

Power Play: 1-2 50.0% / Penalty Killing: 1-1 100.0%





BB&T Center • One Panthers Parkway  
Sunrise, FL 33323 • (954) 835-7000

GM: Dale Tallon

Head Coach: Bob Boughner

PR: Thomas Drance, Adelyn Biedenbach, Mike Lewis,  
Chrissy Parente

Season	OVERALL							HOME							ROAD						
	GP	W	L	OT	PTS	GF	GA	GP	W	L	OT	PTS	GF	GA	GP	W	L	OT	PTS	GF	GA
1998-99	2	0	2	0	0	1	5	1	0	1	0	0	0	1	1	0	1	0	0	1	4
1999-00	2	0	2	0	0	4	7	1	0	1	0	0	2	4	1	0	1	0	0	2	3
2000-01	1	0	0	1	1	3	3	1	0	0	1	1	3	3	0	0	0	0	0	2	0
2001-02	2	1	0	1	3	3	2	1	1	0	0	2	1	0	1	0	0	1	1	2	2
2002-03	1	1	0	0	2	3	2	0	0	0	0	0	0	0	1	1	0	0	2	3	2
2003-04	1	0	0	1	1	2	2	1	0	0	1	1	2	2	0	0	0	0	0	0	0
2005-06	1	0	1	0	0	3	7	0	0	0	0	0	0	0	1	0	1	0	0	3	7
2007-08	1	1	0	0	2	4	3	1	1	0	0	2	4	3	0	0	0	0	0	0	0
2008-09	2	1	1	0	2	3	5	1	1	0	0	2	3	2	1	0	1	0	0	0	3
2009-10	2	2	0	0	4	7	3	1	1	0	0	2	4	1	1	1	0	0	2	3	2
2010-11	2	1	1	0	2	5	3	1	1	0	0	2	3	0	1	0	1	0	0	2	3
2011-12	1	1	0	0	2	3	1	0	0	0	0	0	0	0	1	1	0	0	2	3	1
2012-13	0	0	0	0	0	0	0	0	0	0	0	0	0	0	0	0	0	0	0	0	0
2013-14	2	1	0	1	3	8	8	1	1	0	0	2	4	3	1	0	0	1	1	4	5
2014-15	2	2	0	0	4	6	4	1	1	0	0	2	3	2	1	1	0	0	2	3	2
2015-16	2	1	1	0	2	6	2	1	0	1	0	0	1	2	1	1	0	0	2	5	0
2016-17	2	0	2	0	0	9	5	1	0	1	0	0	4	7	1	0	1	0	0	1	2
2017-18	2	1	1	0	2	5	5	1	1	0	0	2	4	3	1	0	1	0	0	1	2
<b>Totals</b>	<b>28</b>	<b>13</b>	<b>11</b>	<b>4</b>	<b>32</b>	<b>68</b>	<b>70</b>	<b>14</b>	<b>8</b>	<b>4</b>	<b>2</b>	<b>18</b>	<b>36</b>	<b>33</b>	<b>14</b>	<b>5</b>	<b>7</b>	<b>2</b>	<b>12</b>	<b>32</b>	<b>37</b>

OT column includes both ties and overtime losses in 1999-00, 2000-01 (one home tie), 2001-02 (one road tie), 2002-03 and 2003-04 (one home tie). OT column includes ties in 1998-99.

	DATE	VISITOR	HOME	
1998-99	October 10, 1998	FLORIDA	1 Nashville	0
	March 26, 1999	Nashville	1 FLORIDA	4
1999-00	December 11, 1999	FLORIDA	4 Nashville	2
	December 15, 1999	Nashville	2 FLORIDA	3
2000-01	October 27, 2000	Florida	3 Nashville	3 OT
2001-02	February 12, 2002	Florida	0 NASHVILLE	1
	March 9, 2002	Nashville	2 Florida	2 OT
2002-03	December 23, 2002	NASHVILLE	3 Florida	2 OT
2003-04	December 13, 2003	Florida	2 Nashville	2 OT
2005-06	December 13, 2005	Nashville	3 FLORIDA	7
2007-08	October 27, 2007	Florida	3 NASHVILLE	4
2008-09	November 1, 2008	Florida	2 NASHVILLE	3 SO
	December 23, 2008	Nashville	0 FLORIDA	3
2009-10	November 28, 2009	Florida	1 NASHVILLE	4

	DATE	VISITOR	HOME	
2010-11	March 29, 2010	NASHVILLE	3 Florida	2 OT
	December 11, 2010	Florida	0 NASHVILLE	3
2011-12	January 13, 2011	Nashville	2 FLORIDA	3
	March 3, 2012	NASHVILLE	3 Florida	1
2013-14	October 15, 2013	Florida	3 NASHVILLE	4
	January 4, 2014	Nashville	4 FLORIDA	5 SO
2014-15	November 22, 2014	Florida	2 NASHVILLE	3 SO
	February 8, 2015	NASHVILLE	3 Florida	2 SO
2015-16	December 3, 2015	FLORIDA	2 Nashville	1
	February 13, 2016	NASHVILLE	5 Florida	0
2016-17	January 6, 2017	Nashville	1 FLORIDA	2
	February 11, 2017	FLORIDA	7 Nashville	4
2017-18	January 20, 2018	Florida	3 NASHVILLE	4
	April 3, 2018	Nashville	1 FLORIDA	2

NHL & OPPONENTS



# NHL & OPPONENTS

## LOS ANGELES KINGS

### 2017-18 SEASON SERIES

#### @ NASHVILLE

Date	Score	W/Goal
01 Feb '18	LAK 0 @ NSH 5	Craig Smith

#### @ LOS ANGELES

Date	Score	W/Goal
06 Jan '18	NSH 4 @ LAK 3	Austin Watson
04 Nov '17 *	NSH 4 @ LAK 3	Viktor Arvidsson

\* overtime \*\* shootout

### GOALS BY PERIOD

	1st	2nd	3rd	OT	Total
Nashville	6	4	2	1	13
Los Angeles	0	1	5	0	6

### SHOTS BY PERIOD

	1st	2nd	3rd	OT	Total
Nashville	34	23	27	3	87
Los Angeles	29	28	28	2	87

### INDIVIDUAL SCORING

PLAYER	PREDATORS							
	GP	G	A	P	+/-	PIM	PP	SH
Ryan Johansen	3	0	5	5	2	0	0	0
Calle Jarnkrok	3	1	3	4	4	0	0	0
P.K. Subban	3	1	3	4	3	4	0	0
Mikka Salomaki	3	1	2	3	3	0	0	0
Filip Forsberg	2	1	2	3	2	0	1	0
Viktor Arvidsson	3	2	0	2	2	2	0	0
Craig Smith	3	2	0	2	0	0	1	0
Austin Watson	3	2	0	2	3	5	0	0
Scott Hartnell	3	1	1	2	1	0	0	0
Roman Josi	3	1	0	1	2	2	1	0
Colton Sissons	3	1	0	1	2	0	0	0
Alexei Emelin	3	0	1	1	2	2	0	0
Kevin Fiala	3	0	1	1	-2	2	0	0
Yannick Weber	3	0	1	1	0	2	0	0
Ryan Ellis	2	0	1	1	3	2	0	0
Kyle Turris	2	0	1	1	-1	0	0	0
Mattias Ekholm	3	0	0	0	0	2	0	0
Nick Bonino	2	0	0	0	0	0	0	0
Pontus Aberg	1	0	0	0	0	2	0	0
Frederick Gaudreau	1	0	0	0	1	0	0	0
Matt Irwin	1	0	0	0	1	0	0	0
Cody McLeod	1	0	0	0	0	17	0	0

Power Play: 3-10 30.0% / Penalty Killing: 8-10 80.0%

PLAYER	KINGS							
	GP	G	A	P	+/-	PIM	PP	SH
Anze Kopitar	3	0	3	3	-4	0	0	0
Alex Iafallo	3	1	1	2	-2	0	0	0
Tyler Toffoli	3	1	1	2	-1	0	1	0
Tanner Pearson	3	0	2	2	-1	2	0	0
Christian Folin	3	1	0	1	-1	0	0	0
Adrian Kempe	3	1	0	1	1	0	0	0
Trevor Lewis	3	1	0	1	-1	0	0	0
Alec Martinez	3	1	0	1	-3	0	1	0
Drew Doughty	3	0	1	1	-3	8	0	0
Derek Forbort	3	0	1	1	1	0	0	0
Nick Shore	3	0	1	1	-1	0	0	0
Dustin Brown	3	0	0	0	-1	2	0	0
Andy Andreoff	2	0	0	0	0	5	0	0
Kyle Clifford	2	0	0	0	-2	2	0	0
Marian Gaborik	2	0	0	0	1	2	0	0
Kevin Gravel	2	0	0	0	0	0	0	0
Kurtis MacDermid	2	0	0	0	-2	9	0	0
Torrey Mitchell	2	0	0	0	-2	2	0	0
Jake Muzzin	2	0	0	0	-3	0	0	0
Michael Amadio	1	0	0	0	0	0	0	0
Jonny Brodzinski	1	0	0	0	-2	0	0	0
Michael Cammalleri	1	0	0	0	-1	0	0	0
Brooks Laich	1	0	0	0	-1	0	0	0

Power Play: 2-10 20.0% / Penalty Killing: 7-10 70.0%

### GOALTENDING

#### PREDATORS

	GP	MIN	W-L-OT	GA	SA	SV	GAA	SV%
Pekka Rinne	2	120	2-0-0	3	48	45	1.50	.938
Juuse Saros	1	65	1-0-0	3	39	36	2.78	.923

#### KINGS

	GP	MIN	W-L-OT	GA	SA	SV	GAA	SV%
Darcy Kuemper	1	65	0-0-1	4	31	27	3.71	.871
Jonathan Quick	2	119	0-2-0	9	56	47	4.54	.839



Toyota Sports Center • 555 N. Nash St.  
El Segundo, CA 90245 • (310) 535-4500

GM: Rob Blake

Head Coach: John Stevens

PR: Mike Altieri, Jeff Moeller,

Mike Kalinowski, Eddie Fischerman

Season	OVERALL						HOME						ROAD								
	GP	W	L	OT	PTS	GF	GA	GP	W	L	OT	PTS	GF	GA	GP	W	L	OT	PTS	GF	GA
1998-99	4	3	1	0	6	13	10	2	1	1	0	2	6	6	2	2	0	0	4	7	4
1999-00	4	1	2	1	3	6	12	2	0	2	0	0	2	8	2	1	0	1	3	4	4
2000-01	4	1	2	1	3	9	11	2	0	1	1	1	2	3	2	1	1	0	2	7	8
2001-02	4	0	3	1	1	5	10	2	0	1	1	1	3	4	2	0	2	0	0	2	6
2002-03	4	1	2	1	3	10	14	2	0	2	0	0	2	6	2	1	0	1	3	8	8
2003-04	4	0	3	1	1	1	10	2	0	1	1	1	1	4	2	0	2	0	0	0	6
2005-06	4	2	1	1	5	13	14	2	2	0	0	4	7	5	2	0	1	1	1	6	9
2006-07	4	3	1	0	6	18	8	2	1	1	0	2	8	4	2	2	0	0	4	10	4
2007-08	4	2	2	0	4	12	13	2	1	1	0	2	5	7	2	1	1	0	2	7	6
2008-09	4	4	0	0	8	16	11	2	2	0	0	4	9	7	2	2	0	0	4	7	4
2009-10	4	3	1	0	6	10	7	2	1	1	0	2	4	4	2	2	0	0	4	6	3
2010-11	4	1	3	0	2	9	16	2	0	2	0	0	3	10	2	1	1	0	2	6	6
2011-12	4	1	3	0	2	11	14	2	1	1	0	2	6	6	2	0	2	0	0	5	8
2012-13	3	2	1	0	4	6	6	1	1	0	0	2	3	0	2	1	1	0	2	3	6
2013-14	3	2	0	1	5	8	7	2	1	0	1	3	4	4	1	1	0	0	2	4	3
2014-15	3	3	0	0	6	13	10	1	1	0	0	2	4	3	2	2	0	0	4	9	7
2015-16	3	1	0	2	4	9	8	2	1	0	1	3	6	4	1	0	0	1	1	3	4
2016-17	3	0	1	2	2	4	10	1	0	1	0	0	4	2	0	0	2	2	4	6	6
2017-18	3	3	0	0	6	13	6	1	1	0	0	0	5	0	2	2	0	0	4	8	6
<b>Totals</b>	<b>70</b>	<b>33</b>	<b>26</b>	<b>11</b>	<b>79</b>	<b>184</b>	<b>195</b>	<b>34</b>	<b>14</b>	<b>15</b>	<b>5</b>	<b>33</b>	<b>79</b>	<b>88</b>	<b>36</b>	<b>19</b>	<b>11</b>	<b>6</b>	<b>44</b>	<b>105</b>	<b>107</b>

OT column includes both ties and overtime losses in 1999-00 (one road OTL), 2000-01 (one home tie), 2001-02 (one home tie), 2002-03 (one road OTL) and 2003-04 (one home tie).

0T column includes ties in 1998-99.

DATE	VISITOR	HOME	DATE	VISITOR	HOME	
1998-99	November 12, 1998	NASHVILLE 3 Los Angeles 1	2008-09	October 25, 2008	Los Angeles 4 NASHVILLE 5	
	March 4, 1999	NASHVILLE 4 Los Angeles 3		November 15, 2008	NASHVILLE 3 Los Angeles 1	
	April 3, 1999	Los Angeles 2 NASHVILLE 3		March 16, 2009	NASHVILLE 4 Los Angeles 3	
	April 12, 1999	LOS ANGELES 4 Nashville 3		March 28, 2009	Los Angeles 3 NASHVILLE 4 OT	
1999-00	October 2, 1999	LOS ANGELES 2 Nashville 0	2009-10	November 7, 2009	NASHVILLE 3 Los Angeles 1	
	January 27, 2000	LOS ANGELES 6 Nashville 2		March 4, 2010	Los Angeles 2 NASHVILLE 4	
	March 4, 2000	Nashville 2 LOS ANGELES 3 OT		March 14, 2010	NASHVILLE 3 Los Angeles 2	
	March 19, 2000	NASHVILLE 2 Los Angeles 1 OT		March 30, 2010	LOS ANGELES 2 Nashville 0	
2000-01	October 17, 2000	Los Angeles 1 Nashville 1 OT	2010-11	November 6, 2010	Nashville 1 LOS ANGELES 4	
	February 1, 2001	NASHVILLE 6 Los Angeles 4		December 18, 2010	LOS ANGELES 6 Nashville 1	
	February 27, 2001	LOS ANGELES 2 Nashville 1		January 6, 2011	NASHVILLE 5 Los Angeles 2	
	March 8, 2001	Nashville 1 LOS ANGELES 4		March 15, 2011	LOS ANGELES 4 Nashville 2	
2001-02	December 1, 2001	Nashville 2 LOS ANGELES 4	2011-12	November 8, 2011	Nashville 3 LOS ANGELES 4	
	December 11, 2001	Los Angeles 1 Nashville 1 OT		February 27, 2012	Los Angeles 1 NASHVILLE 2	
	January 15, 2002	Nashville 0 LOS ANGELES 2		March 6, 2012	LOS ANGELES 5 Nashville 4	
	March 7, 2002	LOS ANGELES 3 Nashville 2		March 17, 2012	Nashville 2 LOS ANGELES 4	
2002-03	November 2, 2002	Nashville 5 LOS ANGELES 6 OT	2012-13	January 31, 2013	NASHVILLE 2 Los Angeles 1 SO	
	December 5, 2002	NASHVILLE 3 Los Angeles 2		February 7, 2013	Los Angeles 0 NASHVILLE 3	
	December 10, 2002	LOS ANGELES 3 Nashville 0		March 4, 2013	Nashville 1 LOS ANGELES 5	
	February 11, 2003	LOS ANGELES 3 Nashville 2	2013-14	October 17, 2013	LOS ANGELES 2 Nashville 1 SO	
2003-04	November 19, 2003	Nashville 0 LOS ANGELES 3		November 2, 2013	NASHVILLE 4 Los Angeles 3	
	December 11, 2003	LOS ANGELES 4 Nashville 1		December 28, 2013	Los Angeles 2 NASHVILLE 3	
	January 13, 2004	Los Angeles 0 Nashville 0 OT	2014-15	November 25, 2014	Los Angeles 3 NASHVILLE 4 SO	
	February 23, 2004	Nashville 0 LOS ANGELES 3		January 3, 2015	NASHVILLE 7 Los Angeles 6 OT	
2005-06	November 5, 2005	Nashville 2 LOS ANGELES 3 SO		March 14, 2015	NASHVILLE 2 Los Angeles 1	
	November 15, 2005	Los Angeles 2 NASHVILLE 3	2015-16	October 31, 2015	Nashville 3 LOS ANGELES 4 OT	
	November 24, 2005	Los Angeles 3 NASHVILLE 4		February 20, 2016	LOS ANGELES 2 Nashville 1 OT	
	March 25, 2006	Nashville 4 LOS ANGELES 6		March 21, 2016	Los Angeles 2 NASHVILLE 5	
2006-07	December 7, 2006	NASHVILLE 4 Los Angeles 1	2016-17	October 27, 2016	Nashville 2 LOS ANGELES 3 OT	
	December 23, 2006	Los Angeles 0 NASHVILLE 7		December 22, 2016	LOS ANGELES 4 Nashville 0	
	February 10, 2007	LOS ANGELES 4 Nashville 1		March 9, 2017	Nashville 2 LOS ANGELES 3 OT	
	March 3, 2007	NASHVILLE 6 Los Angeles 3	2017-18	November 4, 2017	NASHVILLE 4 Los Angeles 3	
2007-08	October 23, 2007	Nashville 0 LOS ANGELES 6		January 6, 2018	NASHVILLE 4 Los Angeles 3	
	December 22, 2007	Los Angeles 3 NASHVILLE 4		February 1, 2018	Los Angeles 0 NASHVILLE 5	
	January 8, 2008	NASHVILLE 7 Los Angeles 0				
	March 13, 2008	LOS ANGELES 4 Nashville 1				

NHL & OPPONENTS



# NHL & OPPONENTS

## MINNESOTA WILD

### 2017-18 SEASON SERIES

#### @ NASHVILLE

Date	Score	W/Goal
27 Mar '18 **	MIN 1 @ NSH 2	Kyle Turris
30 Dec '17	MIN 0 @ NSH 3	Scott Hartnell

#### @ MINNESOTA

Date	Score	W/Goal
24 Mar '18	NSH 1 @ MIN 4	Nino Niederreiter
29 Dec '17	NSH 2 @ MIN 4	Matt Dumba
16 Nov '17	NSH 4 @ MIN 6	Jason Zucker

\* overtime \*\* shootout

### GOALS BY PERIOD

	1st	2nd	3rd	OT	Total
Nashville	4	2	5	0	11
Minnesota	2	5	8	0	15

### SHOTS BY PERIOD

	1st	2nd	3rd	OT	Total
Nashville	51	56	43	1	151
Minnesota	46	53	54	3	156

### INDIVIDUAL SCORING

PLAYER	PREDATORS							
	GP	G	A	P	+/-	PIM	PP	SH
Ryan Johansen	5	2	3	5	1	4	0	0
P.K. Subban	5	2	3	5	-1	2	1	0
Viktor Arvidsson	5	2	1	3	1	4	0	0
Roman Josi	5	2	1	3	-4	2	0	0
Filip Forsberg	4	0	3	3	-1	4	0	0
Mattias Ekholm	5	1	1	2	0	2	0	1
Kyle Turris	5	1	1	2	-3	0	1	0
Calle Jarnkrok	3	0	2	2	1	0	0	0
Scott Hartnell	3	1	0	1	0	2	0	0
Nick Bonino	5	0	1	1	-4	2	0	0
Alexei Emelin	4	0	1	1	1	0	0	0
Matt Irwin	4	0	1	1	0	0	0	0
Kevin Fiala	5	0	0	0	-1	2	0	0
Colton Sissons	5	0	0	0	-1	6	0	0
Craig Smith	5	0	0	0	0	0	0	0
Miikka Salomaki	4	0	0	0	-1	4	0	0
Austin Watson	4	0	0	0	-3	7	0	0
Anthony Bitetto	3	0	0	0	1	0	0	0
Ryan Ellis	2	0	0	0	-2	0	0	0
Ryan Hartman	2	0	0	0	-1	2	0	0
Cody McLeod	2	0	0	0	0	0	0	0
Yannick Weber	2	0	0	0	-1	0	0	0
Pontus Aberg	1	0	0	0	-1	0	0	0
Mike Fisher	1	0	0	0	0	0	0	0
Frederick Gaudreau	1	0	0	0	0	0	0	0

Power Play: 2-17 11.8% / Penalty Killing: 16-19 84.2%

PLAYER	WILD							
	GP	G	A	P	+/-	PIM	PP	SH
Mikael Granlund	5	3	4	7	1	0	1	0
Eric Staal	5	2	4	6	4	0	1	0
Matt Dumba	5	2	2	4	0	6	0	0
Jared Spurgeon	3	1	3	4	2	0	0	0
Jason Zucker	5	2	1	3	1	0	0	0
Nino Niederreiter	3	2	0	2	2	2	1	0
Ryan Suter	5	1	1	2	3	0	0	0
Zach Parise	2	1	1	2	2	0	0	0
Jonas Brodin	5	0	2	2	0	2	0	0
Marcus Foligno	5	0	2	2	0	5	0	0
Mikko Koivu	5	0	2	2	1	6	0	0
Joel Eriksson Ek	5	1	0	1	0	4	0	0
Matt Cullen	5	0	1	1	-1	0	0	0
Daniel Winnik	5	0	1	1	0	2	0	0
Ryan Murphy	2	0	1	1	1	2	0	0
Charlie Coyle	4	0	0	0	0	4	0	0
Tyler Ennis	4	0	0	0	-1	0	0	0
Nate Prosser	4	0	0	0	0	0	0	0
Chris Stewart	3	0	0	0	0	0	0	0
Zack Mitchell	2	0	0	0	-1	0	0	0
Gustav Olofsson	2	0	0	0	-1	2	0	0
Nick Seeler	2	0	0	0	1	2	0	0
Jordan Greenway	1	0	0	0	0	0	0	0
Luke Kunin	1	0	0	0	0	0	0	0
Kyle Quincey	1	0	0	0	0	0	0	0
Mike Reilly	1	0	0	0	0	0	0	0

Power Play: 3-19 15.8% / Penalty Killing: 15-17 88.2%

### GOALTENDING

#### PREDATORS

	GP	MIN	W-L-OT	GA	SA	SV	GAA	SV%
Juuse Saros	1	60	1-0-0	0	29	29	0.00	1.000
Pekka Rinne	4	241	1-3-0	12	124	112	2.98	.903

#### WILD

	GP	MIN	W-L-OT	GA	SA	SV	GAA	SV%
Devan Dubnyk	4	244	3-0-1	8	122	114	1.96	.934
Alex Stalock	1	59	0-1-0	2	28	26	2.03	.929



Xcel Energy Center • 317 Washington St.  
 St. Paul, MN 55102 • (651) 602-6000  
 GM: Paul Fenton  
 Head Coach: Bruce Boudreau  
 PR: Aaron Sickman, Megan Kogut

Season	OVERALL								HOME								ROAD							
	GP	W	L	OT	PTS	GF	GA		GP	W	L	OT	PTS	GF	GA		GP	W	L	OT	PTS	GF	GA	
2000-01	4	3	0	1	7	8	3		2	2	0	0	4	6	2		2	1	0	1	3	2	1	
2001-02	4	1	2	1	3	11	12		2	0	1	1	1	4	6		2	1	1	0	2	7	6	
2002-03	4	1	2	1	3	8	10		2	1	0	1	3	5	3		2	0	2	0	0	3	7	
2003-04	4	2	0	2	6	12	6		2	2	0	0	4	6	0		2	0	0	2	2	6	6	
2005-06	4	2	2	0	4	9	12		2	2	0	0	4	6	3		2	0	2	0	0	3	9	
2006-07	4	1	2	1	3	16	20		2	0	1	1	1	7	11		2	1	1	0	2	9	9	
2007-08	4	1	2	1	3	13	13		2	1	1	0	2	7	5		2	0	1	1	1	6	8	
2008-09	4	2	2	0	4	9	14		2	1	1	0	2	3	6		2	1	1	0	2	6	8	
2009-10	4	2	1	1	5	16	13		2	1	1	0	2	8	5		2	1	0	1	3	8	8	
2010-11	4	3	1	0	6	15	7		2	2	0	0	4	9	1		2	1	1	0	2	6	6	
2011-12	4	3	1	0	6	11	9		2	2	0	0	4	4	2		2	1	1	0	2	7	7	
2012-13	3	1	0	2	4	5	5		1	0	0	1	1	1	2		2	1	0	1	3	4	3	
2013-14	5	2	2	1	5	12	14		2	1	1	0	2	3	6		3	1	1	1	3	9	8	
2014-15	5	2	2	1	5	15	17		3	0	2	1	1	6	11		2	2	0	0	4	9	6	
2015-16	4	3	1	0	6	9	8		2	2	0	0	4	6	2		2	1	1	0	2	3	6	
2016-17	5	2	2	1	5	13	15		3	1	1	1	3	7	8		2	1	1	0	2	6	7	
2017-18	5	2	3	0	4	11	15		2	2	0	0	4	4	1		3	0	3	0	0	7	14	
<b>Totals</b>	<b>71</b>	<b>33</b>	<b>25</b>	<b>13</b>	<b>79</b>	<b>193</b>	<b>193</b>		<b>35</b>	<b>20</b>	<b>9</b>	<b>6</b>	<b>46</b>	<b>90</b>	<b>72</b>		<b>36</b>	<b>13</b>	<b>16</b>	<b>7</b>	<b>33</b>	<b>101</b>	<b>119</b>	

OT column includes both ties and overtime losses in 2000-01 (one home tie), 2001-02 (one home tie), 2002-03 (one home tie) and 2003-04 (two road ties).

DATE	VISITOR	HOME
2000-01	December 10, 2000	NASHVILLE 2 Minnesota 1
	February 24, 2001	Minnesota 1 NASHVILLE 2
	March 21, 2001	Nashville 0 Minnesota 0 OT
	March 31, 2001	Minnesota 1 NASHVILLE 4
2001-02	October 30, 2001	MINNESOTA 4 Nashville 2
	October 31, 2001	NASHVILLE 6 Minnesota 4
	January 4, 2002	Nashville 1 MINNESOTA 2
	January 10, 2002	Minnesota 2 Nashville 2 OT
2002-03	November 23, 2002	Nashville 2 MINNESOTA 4
	December 14, 2002	Minnesota 1 NASHVILLE 3
	March 6, 2003	Minnesota 2 Nashville 2 OT
	March 14, 2003	Nashville 1 MINNESOTA 3
2003-04	December 23, 2003	Nashville 3 Minnesota 3 OT
	January 12, 2004	Nashville 3 Minnesota 3 OT
	January 19, 2004	Minnesota 0 NASHVILLE 2
	February 26, 2004	Minnesota 0 NASHVILLE 4
2005-06	November 19, 2005	Nashville 2 MINNESOTA 4
	December 1, 2005	Minnesota 1 NASHVILLE 2
	January 26, 2006	Nashville 1 MINNESOTA 5
	April 13, 2006	Minnesota 2 NASHVILLE 4
2006-07	October 7, 2006	Nashville 5 MINNESOTA 6
	November 4, 2006	NASHVILLE 4 Minnesota 3
	November 16, 2006	MINNESOTA 7 Nashville 6 SO
	February 17, 2007	MINNESOTA 4 Nashville 1
2007-08	November 24, 2007	MINNESOTA 4 Nashville 3
	December 18, 2007	Nashville 2 MINNESOTA 3
	January 5, 2008	Minnesota 1 NASHVILLE 4
	February 17, 2007	Nashville 4 MINNESOTA 5 OT
2008-09	November 29, 2008	MINNESOTA 6 Nashville 2
	December 6, 2008	Minnesota 0 NASHVILLE 1
	February 6, 2009	NASHVILLE 2 Minnesota 0
	April 10, 2009	Nashville 4 MINNESOTA 8
2009-10	October 28, 2009	NASHVILLE 4 Minnesota 3
	December 2, 2009	Nashville 4 MINNESOTA 5 OT
	December 5, 2009	MINNESOTA 5 Nashville 3
	March 18, 2010	Minnesota 0 NASHVILLE 5

DATE	VISITOR	HOME
2010-11	November 26, 2010	Nashville 2 MINNESOTA 5
	December 31, 2010	NASHVILLE 4 Minnesota 1
	January 11, 2011	Minnesota 1 NASHVILLE 5
	March 10, 2011	Minnesota 0 NASHVILLE 4
2011-12	November 23, 2011	Nashville 2 MINNESOTA 3
	December 28, 2011	Minnesota 1 NASHVILLE 2 SO
	January 31, 2012	NASHVILLE 5 Minnesota 4
	April 3, 2012	Minnesota 1 NASHVILLE 2 SO
2012-13	January 22, 2013	NASHVILLE 3 Minnesota 1
	February 9, 2013	Nashville 1 MINNESOTA 2 OT
	March 9, 2013	MINNESOTA 2 Nashville 1 SO
2013-14	October 8, 2013	Minnesota 2 NASHVILLE 3
	October 22, 2013	Nashville 0 MINNESOTA 2
	January 12, 2014	MINNESOTA 4 Nashville 0
	February 6, 2014	Nashville 2 MINNESOTA 3 OT
	April 13, 2014	NASHVILLE 7 Minnesota 3
2014-15	December 20, 2014	NASHVILLE 6 Minnesota 5 OT
	January 10, 2015	NASHVILLE 3 Minnesota 1
	February 26, 2015	MINNESOTA 4 Nashville 2
	March 17, 2015	MINNESOTA 3 Nashville 2 OT
	April 9, 2015	MINNESOTA 4 Nashville 2
2015-16	November 5, 2015	NASHVILLE 3 Minnesota 2
	November 21, 2015	Nashville 0 MINNESOTA 4
	December 19, 2015	Minnesota 2 NASHVILLE 3
	January 16, 2016	Minnesota 0 NASHVILLE 3
2016-17	December 15, 2016	MINNESOTA 5 Nashville 2
	December 27, 2016	MINNESOTA 3 Nashville 2 OT
	January 22, 2017	NASHVILLE 4 Minnesota 2
	February 18, 2017	Nashville 2 MINNESOTA 5
	April 1, 2017	Minnesota 0 NASHVILLE 3
2017-18	November 11, 2017	Nashville 4 MINNESOTA 6
	December 29, 2017	Nashville 2 MINNESOTA 4
	December 30, 2017	Minnesota 0 NASHVILLE 3
	March 24, 2018	Nashville 1 MINNESOTA 4
	March 27, 2018	Minnesota 1 NASHVILLE 2 SO

NHL & OPPONENTS



# NHL & OPPONENTS

## MONTRÉAL CANADIENS

### 2017-18 SEASON SERIES

#### @ NASHVILLE

Date	Score	W/Goal
22 Nov '17 **	MTL 2 @ NSH 3	Kyle Turris

#### GOALS BY PERIOD

	1st	2nd	3rd	OT	Total
Nashville	1	1	2	0	4
Montréal	1	1	2	0	4

#### INDIVIDUAL SCORING

PLAYER	PREDATORS							
	GP	G	A	P	+/-	PIM	PP	SH
Filip Forsberg	2	2	0	2	-2	2	2	0
Ryan Johansen	2	0	2	2	-3	4	0	0
Kevin Fiala	2	1	0	1	1	0	0	0
Scott Hartnell	1	1	0	1	1	2	0	0
Viktor Arvidsson	2	0	1	1	-2	2	0	0
Nick Bonino	2	0	1	1	1	2	0	0
Craig Smith	2	0	1	1	-1	0	0	0
P.K. Subban	2	0	1	1	-2	2	0	0
Mattias Ekholm	2	0	0	0	-2	0	0	0
Alexei Emelin	2	0	0	0	-1	2	0	0
Calle Jarnkrok	2	0	0	0	0	2	0	0
Roman Josi	2	0	0	0	0	0	0	0
Miikka Salomaki	2	0	0	0	0	0	0	0
Colton Sissons	2	0	0	0	-2	0	0	0
Kyle Turris	2	0	0	0	0	2	0	0
Pontus Aberg	1	0	0	0	0	0	0	0
Anthony Bitetto	1	0	0	0	0	0	0	0
Ryan Ellis	1	0	0	0	1	0	0	0
Frederick Gaudreau	1	0	0	0	0	0	0	0
Matt Irwin	1	0	0	0	0	0	0	0
Austin Watson	1	0	0	0	1	0	0	0
Yannick Weber	1	0	0	0	0	0	0	0

Power Play: 2-7 28.6% / Penalty Killing: 7-7 100.0%

#### @ MONTRÉAL

Date	Score	W/Goal
10 Feb '18 **	NSH 3 @ MTL 2	Ryan Ellis

\* overtime \*\* shootout

#### SHOTS BY PERIOD

	1st	2nd	3rd	OT	Total
Nashville	14	20	26	5	65
Montréal	16	26	25	11	78

PLAYER	CANADIENS							
	GP	G	A	P	+/-	PIM	PP	SH
Artturi Lehkonen	1	0	2	2	1	2	0	0
Jordie Benn	2	1	0	1	0	0	0	0
Jonathan Drouin	2	1	0	1	2	2	0	0
Brendan Gallagher	2	1	0	1	3	4	0	0
Joe Morrow	2	1	0	1	1	0	0	0
Charles Hudon	2	0	1	1	0	0	0	0
Jeff Petry	2	0	1	1	1	0	0	0
Phillip Danault	1	0	1	1	1	0	0	0
Karl Alzner	2	0	0	0	0	4	0	0
Paul Byron	2	0	0	0	-1	0	0	0
Nicolas Deslauriers	2	0	0	0	0	0	0	0
Byron Froese	2	0	0	0	0	0	0	0
Alex Galchenyuk	2	0	0	0	2	0	0	0
Max Pacioretty	2	0	0	0	1	0	0	0
Tomas Plekanec	2	0	0	0	0	0	0	0
Brandon Davidson	1	0	0	0	0	0	0	0
Jacob de la Rose	1	0	0	0	0	0	0	0
Jakub Jerabek	1	0	0	0	1	0	0	0
Victor Mete	1	0	0	0	0	0	0	0
Nikita Scherbak	1	0	0	0	0	0	0	0
David Schlemko	1	0	0	0	0	2	0	0
Logan Shaw	1	0	0	0	0	0	0	0
Andrew Shaw	1	0	0	0	0	4	0	0

Power Play: 0-7 0.0% / Penalty Killing: 5-7 71.4%

#### GOALTENDING

##### PREDATORS

	GP	MIN	W-L-OT	GA	SA	SV	GAA	SV%
Pekka Rinne	2	130	2-0-0	4	78	74	1.85	.949

##### CANADIENS

	GP	MIN	W-L-OT	GA	SA	SV	GAA	SV%
Antti Niemi	1	64	0-0-1	2	33	31	1.87	.939
Carey Price	1	64	0-0-1	2	32	30	1.87	.938



Bell Centre • 1260 de La Gauchetiere St. West  
 Montreal, QC H3B 5E8 • (514) 932-2582

GM: Marc Bergevin

Head Coach: Claude Julien

PR: Paul Wilson, Dominick Saillant, Francois Marchand,  
 Sylvie Lambert, Carl Lavigne

Season	OVERALL						HOME						ROAD								
	GP	W	L	OT	PTS	GF	GA	GP	W	L	OT	PTS	GF	GA	GP	W	L	OT	PTS	GF	GA
1998-99	2	0	1	1	1	4	5	1	0	0	1	1	2	2	1	0	1	0	0	2	3
1999-00	1	1	0	0	2	6	1	1	1	0	0	2	6	1	0	0	0	0	0	0	0
2000-01	1	0	1	0	0	2	4	0	0	0	0	0	0	0	1	0	1	0	0	2	4
2001-02	2	1	1	0	2	6	4	1	1	0	0	2	5	1	1	0	1	0	0	1	3
2002-03	1	0	1	0	0	1	3	1	0	1	0	0	1	3	0	0	0	0	0	0	0
2003-04	1	0	0	1	1	4	5	0	0	0	0	0	0	0	1	0	0	1	1	4	5
2006-07	1	0	0	1	1	5	6	1	0	0	1	1	5	6	0	0	0	0	0	0	0
2007-08	1	1	0	0	2	5	4	0	0	0	0	0	0	0	1	1	0	0	2	5	4
2008-09	1	0	1	0	0	2	3	0	0	0	0	0	0	0	1	0	1	0	0	2	3
2009-10	1	1	0	0	2	2	0	1	1	0	0	2	2	0	0	0	0	0	0	0	0
2010-11	1	1	0	0	2	3	0	0	0	0	0	0	0	0	1	1	0	0	2	3	0
2011-12	1	0	0	1	1	1	2	1	0	0	1	1	1	2	0	0	0	0	0	0	0
2012-13	0	0	0	0	0	0	0	0	0	0	0	0	0	0	0	0	0	0	0	0	0
2013-14	2	1	0	1	3	5	5	1	0	0	1	1	3	4	1	1	0	0	2	2	1
2014-15	2	1	0	1	3	4	4	1	1	0	0	2	3	2	1	0	0	1	1	1	2
2015-16	2	2	0	0	4	7	2	1	1	0	0	2	5	1	1	0	0	0	2	2	1
2016-17	2	0	1	1	1	2	4	1	0	0	1	1	1	2	0	0	1	0	0	1	2
2017-18	2	2	0	0	4	4	4	1	1	0	0	2	2	2	1	1	0	0	2	2	2
<b>Totals</b>	<b>23</b>	<b>11</b>	<b>6</b>	<b>7</b>	<b>30</b>	<b>63</b>	<b>56</b>	<b>12</b>	<b>6</b>	<b>1</b>	<b>5</b>	<b>17</b>	<b>36</b>	<b>25</b>	<b>11</b>	<b>5</b>	<b>5</b>	<b>2</b>	<b>12</b>	<b>25</b>	<b>30</b>

OT column includes both ties and overtime losses in 1999-00, 2000-01, 2001-02, 2002-03 and 2003-04 (one road OTL). OT column includes ties in 1998-99 (one home tie).

DATE	VISITOR	HOME
1998-99	December 12, 1998	Montreal 2 Nashville 2 OT
	March 18, 1999	Nashville 2 MONTREAL 3
1999-00	November 18, 1999	Montreal 1 NASHVILLE 6
2000-01	December 21, 2000	Nashville 2 MONTREAL 4
2001-02	November 8, 2001	Nashville 1 MONTREAL 3
	March 23, 2002	Montreal 1 NASHVILLE 5
2002-03	March 10, 2003	MONTREAL 3 Nashville 1
2003-04	December 18, 2003	Nashville 4 MONTREAL 5 OT
2006-07	February 22, 2007	MONTREAL 6 Nashville 5 SO
2007-08	December 1, 2007	NASHVILLE 5 Montreal 4 SO
2008-09	January 15, 2009	Nashville 2 MONTREAL 3
2009-10	November 14, 2009	Montreal 0 NASHVILLE 2

DATE	VISITOR	HOME
2010-11	November 18, 2010	NASHVILLE 3 Montreal 0
2011-12	November 12, 2011	MONTREAL 2 Nashville 1 OT
2013-14	October 19, 2013	NASHVILLE 2 Montreal 1
	December 21, 2013	MONTREAL 4 Nashville 3 OT
2014-15	January 20, 2015	Nashville 1 MONTREAL 2 OT
	March 24, 2015	Montreal 2 NASHVILLE 3 OT
2015-16	December 21, 2015	Montreal 1 NASHVILLE 5
	February 22, 2016	NASHVILLE 2 Montreal 1 SO
2016-17	January 3, 2017	MONTREAL 2 Nashville 1 OT
	March 2, 2017	Nashville 1 MONTREAL 2
2017-18	November 22, 2017	Montreal 2 NASHVILLE 3 SO
	February 10, 2018	NASHVILLE 3 Montreal 2 SO

NHL & OPPONENTS



# NHL & OPPONENTS

## NEW JERSEY DEVILS

### 2017-18 SEASON SERIES

#### @ NASHVILLE

Date	Score	W/Goal
10 Mar '18 **	NJD 3 @ NSH 2	Brian Boyle

#### GOALS BY PERIOD

	1st	2nd	3rd	OT	Total
Nashville	1	1	3	0	5
New Jersey	1	1	0	0	2

#### @ NEW JERSEY

Date	Score	W/Goal
25 Jan '18	NSH 3 @ NJD 0	P.K. Subban * overtime ** shootout

#### SHOTS BY PERIOD

	1st	2nd	3rd	OT	Total
Nashville	15	20	23	5	63
New Jersey	17	15	20	2	54

### INDIVIDUAL SCORING

PLAYER	PREDATORS							
	GP	G	A	P	+/-	PIM	PP	SH
Mattias Ekholm	2	2	1	3	2	0	0	0
Viktor Arvidsson	2	1	1	2	4	0	0	1
Ryan Johansen	2	1	1	2	1	0	0	0
P.K. Subban	2	1	1	2	1	2	0	0
Ryan Ellis	2	0	1	1	1	0	0	0
Kevin Fiala	2	0	1	1	3	0	0	0
Roman Josi	2	0	1	1	1	0	0	0
Nick Bonino	2	0	0	0	1	0	0	0
Alexei Emelin	2	0	0	0	-1	2	0	0
Scott Hartnell	2	0	0	0	0	0	0	0
Colton Sissons	2	0	0	0	0	0	0	0
Craig Smith	2	0	0	0	1	0	0	0
Kyle Turris	2	0	0	0	0	0	0	0
Austin Watson	2	0	0	0	-1	2	0	0
Pontus Aberg	1	0	0	0	1	0	0	0
Mike Fisher	1	0	0	0	0	0	0	0
Filip Forsberg	1	0	0	0	0	0	0	0
Ryan Hartman	1	0	0	0	0	2	0	0
Matt Irwin	1	0	0	0	1	0	0	0
Calle Jarnkrok	1	0	0	0	0	0	0	0
Miikka Salomaki	1	0	0	0	0	0	0	0
Yannick Weber	1	0	0	0	0	0	0	0

Power Play: 0-5 0.0% / Penalty Killing: 5-5 100.0%

PLAYER	DEVILS							
	GP	G	A	P	+/-	PIM	PP	SH
Brian Boyle	2	1	0	1	0	2	0	0
Sami Vatanen	2	1	0	1	0	0	0	0
Will Butcher	2	0	1	1	-1	0	0	0
Damon Severson	2	0	1	1	0	0	0	0
Miles Wood	2	0	1	1	0	4	0	0
Patrick Maroon	1	0	1	1	1	0	0	0
Jesper Bratt	2	0	0	0	-1	2	0	0
Blake Coleman	2	0	0	0	-1	0	0	0
Andy Greene	2	0	0	0	0	0	0	0
Nico Hischier	2	0	0	0	-2	0	0	0
Ben Lovejoy	2	0	0	0	-1	0	0	0
John Moore	2	0	0	0	-3	0	0	0
Stefan Noesen	2	0	0	0	0	0	0	0
Kyle Palmieri	2	0	0	0	-2	0	0	0
Drew Stafford	2	0	0	0	-1	0	0	0
Brian Gibbons	1	0	0	0	1	0	0	0
Michael Grabner	1	0	0	0	0	2	0	0
Taylor Hall	1	0	0	0	-2	0	0	0
Jimmy Hayes	1	0	0	0	0	0	0	0
Kevin Rooney	1	0	0	0	0	0	0	0
Pavel Zacha	1	0	0	0	-2	0	0	0
Travis Zajac	1	0	0	0	-2	0	0	0

Power Play: 0-5 0.0% / Penalty Killing: 5-5 100.0%

### GOALTENDING

#### PREDATORS

	GP	MIN	W-L-OT	GA	SA	SV	GAA	SV%
Pekka Rinne	1	60	1-0-0	0	27	27	0.00	1.000
Juuse Saros	1	64	0-0-1	2	27	25	1.88	.926

#### DEVILS

	GP	MIN	W-L-OT	GA	SA	SV	GAA	SV%
Keith Kinkaid	1	65	1-0-0	2	36	34	1.86	.944
Ken Appleby	1	60	0-1-0	3	27	24	3.01	.889





Prudential Center • 165 Mulberry St.  
Newark, NJ 07102 • (973) 757-6100

GM: Ray Shero

Head Coach: John Hynes

PR: Pete Albiets, Scott Litwack, Corinne Weltman,  
Nick Blackman, Paige Godlewski

Season	OVERALL						HOME						ROAD								
	GP	W	L	OT	PTS	GF	GA	GP	W	L	OT	PTS	GF	GA	GP	W	L	OT	PTS	GF	GA
1998-99	2	1	1	0	2	4	6	1	0	1	0	0	1	4	1	1	0	0	2	3	2
1999-00	2	0	2	0	0	2	6	1	0	1	0	0	1	2	1	0	1	0	0	1	4
2000-01	1	1	0	0	2	4	3	0	0	0	0	0	0	0	1	1	0	0	2	4	3
2001-02	2	1	1	0	2	7	7	1	0	1	0	0	3	4	1	1	0	0	2	4	3
2002-03	2	0	1	1	1	3	5	1	0	1	0	0	1	2	1	0	0	1	1	2	3
2003-04	1	1	0	0	2	3	2	1	1	0	0	2	3	2	0	0	0	0	0	0	0
2005-06	1	0	0	1	1	3	4	1	0	0	1	1	3	4	0	0	0	0	0	0	0
2006-07	1	1	0	0	2	4	3	0	0	0	0	0	0	0	1	1	0	0	2	4	3
2008-09	1	0	1	0	0	1	3	1	0	1	0	0	1	3	0	0	0	0	0	0	0
2009-10	2	1	1	0	2	5	7	1	1	0	0	2	3	2	1	0	1	0	0	2	5
2010-11	1	1	0	0	2	3	1	0	0	0	0	0	0	0	1	1	0	0	2	3	1
2011-12	1	0	0	1	1	2	3	1	0	0	1	1	2	3	0	0	0	0	0	0	0
2012-13	0	0	0	0	0	0	0	0	0	0	0	0	0	0	0	0	0	0	0	0	0
2013-14	2	1	1	0	2	3	7	1	1	0	0	2	3	2	1	0	1	0	0	0	5
2014-15	2	1	1	0	2	4	4	1	1	0	0	2	3	1	1	0	1	0	0	1	3
2015-16	2	1	0	1	3	7	6	1	0	0	1	1	4	5	1	1	0	0	2	3	1
2016-17	2	1	0	1	3	9	6	1	0	0	1	1	4	5	1	1	0	0	2	5	1
2017-18	2	1	0	1	2	5	2	1	0	0	1	1	2	2	1	1	0	0	2	3	0
<b>Totals</b>	<b>27</b>	<b>12</b>	<b>9</b>	<b>6</b>	<b>29</b>	<b>67</b>	<b>73</b>	<b>14</b>	<b>4</b>	<b>5</b>	<b>5</b>	<b>13</b>	<b>33</b>	<b>39</b>	<b>13</b>	<b>8</b>	<b>4</b>	<b>1</b>	<b>17</b>	<b>34</b>	<b>34</b>

OT column includes both ties and overtime losses in 1999-00, 2000-01, 2001-02, 2002-03 (one road OT) and 2003-04. OT column includes ties in 1998-99.

	DATE	VISITOR	HOME
1998-99	January 30, 1999	NASHVILLE	3 New Jersey 2 OT
	April 17, 1999	NEW JERSEY	4 Nashville 1
1999-00	February 3, 2000	Nashville	1 NEW JERSEY 4
	February 29, 2000	NEW JERSEY	2 Nashville 1
2000-01	November 8, 2000	NASHVILLE	4 New Jersey 3
2001-02	January 3, 2002	NASHVILLE	4 New Jersey 3
	March 21, 2002	NEW JERSEY	4 Nashville 3
2002-03	October 18, 2002	Nashville	2 NEW JERSEY 3 OT
	November 29, 2002	NEW JERSEY	2 Nashville 1
2003-04	January 3, 2004	New Jersey	2 NASHVILLE 3
2005-06	January 19, 2006	NEW JERSEY	4 Nashville 3 SO
2006-07	October 19, 2006	NASHVILLE	4 New Jersey 3 SO
2008-09	January 19, 2009	NEW JERSEY	3 Nashville 1
2009-10	November 19, 2009	New Jersey	2 NASHVILLE 3 SO

	DATE	VISITOR	HOME
2010-11	February 12, 2010	Nashville	2 NEW JERSEY 5
	December 17, 2010	NASHVILLE	3 New Jersey 1
2011-12	October 15, 2011	NEW JERSEY	3 Nashville 2 SO
2013-14	November 10, 2013	Nashville	0 NEW JERSEY 5
	January 31, 2014	New Jersey	2 NASHVILLE 3 OT
2014-15	February 14, 2015	New Jersey	1 NASHVILLE 3
	March 3, 2015	Nashville	1 NEW JERSEY 3
2015-16	October 13, 2015	NASHVILLE	3 New Jersey 1
	March 3, 2016	NEW JERSEY	5 Nashville 4 OT
2016-17	December 3, 2016	NEW JERSEY	5 Nashville 4 OT
	December 20, 2016	NASHVILLE	5 New Jersey 1
2017-18	January 25, 2018	NASHVILLE	3 New Jersey 0
	March 10, 2018	NEW JERSEY	3 Nashville 2 SO

NHL & OPPONENTS



# NHL & OPPONENTS

## NEW YORK ISLANDERS

### 2017-18 SEASON SERIES

#### @ NASHVILLE

Date	Score	W/Goal
28 Oct '17	NYI 6 @ NSH 2	Jordan Eberle

#### GOALS BY PERIOD

	1st	2nd	3rd	OT	Total
Nashville	2	2	2	1	7
NY Islanders	4	3	3	0	10

#### INDIVIDUAL SCORING

PLAYER	PREDATORS							
	GP	G	A	P	+/-	PIM	PP	SH
Kevin Fiala	2	2	1	3	2	0	0	0
Mattias Ekholm	2	0	3	3	-2	4	0	0
Craig Smith	2	1	1	2	-1	0	1	0
Nick Bonino	1	0	2	2	2	0	0	0
Calle Jarnkrok	2	1	0	1	-1	0	0	0
Ryan Johansen	2	1	0	1	1	4	0	0
Roman Josi	2	1	0	1	2	2	0	0
Filip Forsberg	1	1	0	1	0	2	0	0
Viktor Arvidsson	2	0	1	1	1	0	0	0
Scott Hartnell	2	0	1	1	-1	0	0	0
Colton Sissons	2	0	1	1	-1	0	0	0
P.K. Subban	2	0	1	1	-2	2	0	0
Ryan Ellis	1	0	1	1	2	0	0	0
Kyle Turris	1	0	1	1	1	0	0	0
Pontus Aberg	2	0	0	0	0	0	0	0
Alexei Emelin	2	0	0	0	2	0	0	0
Miikka Salomaki	2	0	0	0	-1	2	0	0
Austin Watson	2	0	0	0	-1	2	0	0
Yannick Weber	2	0	0	0	0	0	0	0
Anthony Bitetto	1	0	0	0	-1	2	0	0
Frederick Gaudreau	1	0	0	0	-1	0	0	0

Power Play: 1-7 14.3% / Penalty Killing: 5-9 55.6%

#### @ NY ISLANDERS

Date	Score	W/Goal
05 Feb '18 *	NSH 5 @ NYI 4	Roman Josi

\* overtime \*\* shootout

#### SHOTS BY PERIOD

	1st	2nd	3rd	OT	Total
Nashville	24	31	18	4	77
NY Islanders	18	20	12	1	51

PLAYER	NY ISLANDERS							
	GP	G	A	P	+/-	PIM	PP	SH
John Tavares	2	4	0	4	0	2	2	0
Brock Nelson	2	0	4	4	3	2	0	0
Jordan Eberle	2	2	1	3	2	0	1	0
Ryan Pulock	2	2	1	3	2	0	1	0
Anders Lee	2	0	3	3	0	4	0	0
Nick Leddy	2	1	1	2	1	0	0	0
Josh Bailey	2	0	2	2	-1	0	0	0
Anthony Beauvillier	2	0	2	2	0	0	0	0
Andrew Ladd	2	0	2	2	0	0	0	0
Casey Cizikas	2	1	0	1	-1	6	0	0
Mathew Barzal	2	0	1	1	-1	0	0	0
Jason Chimera	2	0	1	1	-1	4	0	0
Cal Clutterbuck	2	0	0	0	1	0	0	0
Adam Pelech	2	0	0	0	-2	2	0	0
Sebastian Aho	1	0	0	0	-1	0	0	0
Johnny Boychuk	1	0	0	0	1	2	0	0
Calvin de Haan	1	0	0	0	-1	0	0	0
Thomas Hickey	1	0	0	0	0	0	0	0
Nikolay Kulemin	1	0	0	0	0	0	0	0
Scott Mayfield	1	0	0	0	0	0	0	0
Alan Quine	1	0	0	0	-1	0	0	0
Dennis Seidenberg	1	0	0	0	1	0	0	0

Power Play: 4-9 44.4% / Penalty Killing: 6-7 85.7%

#### GOALTENDING

##### PREDATORS

	GP	MIN	W-L-OT	GA	SA	SV	GAA	SV%
Pekka Rinne	1	62	1-0-0	4	28	24	3.88	.857
Juuse Saros	1	60	0-1-0	6	23	17	6.00	.739

##### ISLANDERS

	GP	MIN	W-L-OT	GA	SA	SV	GAA	SV%
Jaroslav Halak	2	124	1-0-1	7	77	70	3.40	.909



Islanders Iceworks • 175 Underhill Blvd.  
 Syosset, NY 11791 • (516) 501-6799  
 GM: Lou Lamoriello  
 Head Coach: Barry Trotz  
 PR: Kimber Auerbach, Jesse Eisenberg

Season	OVERALL						HOME						ROAD								
	GP	W	L	OT	PTS	GF	GA	GP	W	L	OT	PTS	GF	GA	GP	W	L	OT	PTS	GF	GA
1998-99	2	1	1	0	2	4	6	1	0	1	0	0	1	4	1	1	0	0	2	3	2
1999-00	2	0	2	0	0	2	6	1	0	1	0	0	1	2	1	0	1	0	0	1	4
2000-01	1	1	0	0	2	4	3	0	0	0	0	0	0	0	1	1	0	0	2	4	3
2001-02	2	1	1	0	2	7	7	1	0	1	0	0	3	4	1	1	0	0	2	4	3
2002-03	2	0	1	1	1	3	5	1	0	1	0	0	1	2	1	0	0	1	1	2	3
2003-04	1	1	0	0	2	3	2	1	1	0	0	2	3	2	0	0	0	0	0	0	0
2005-06	1	0	0	1	1	3	4	1	0	0	1	1	3	4	0	0	0	0	0	0	0
2006-07	1	1	0	0	2	4	3	0	0	0	0	0	0	0	1	1	0	0	2	4	3
2008-09	1	0	1	0	0	1	3	1	0	1	0	0	1	3	0	0	0	0	0	0	0
2009-10	2	1	1	0	2	5	7	1	1	0	0	2	3	2	1	0	1	0	0	2	5
2010-11	1	1	0	0	2	3	1	0	0	0	0	0	0	0	1	1	0	0	2	3	1
2011-12	1	0	0	1	1	2	3	1	0	0	1	1	2	3	0	0	0	0	0	0	0
2012-13	0	0	0	0	0	0	0	0	0	0	0	0	0	0	0	0	0	0	0	0	0
2013-14	2	1	1	0	2	3	7	1	1	0	0	2	3	2	1	0	1	0	0	0	5
2014-15	2	1	1	0	2	4	4	1	1	0	0	2	3	1	1	0	1	0	0	1	3
2015-16	2	1	1	0	2	7	6	1	1	0	0	2	4	2	1	0	1	0	0	3	4
2016-17	2	1	0	1	3	4	3	1	0	0	1	1	1	2	1	1	0	0	2	3	1
2017-18	2	1	1	0	2	7	10	1	0	1	0	0	2	6	1	1	0	0	2	5	4
<b>Totals</b>	<b>25</b>	<b>14</b>	<b>8</b>	<b>3</b>	<b>31</b>	<b>68</b>	<b>66</b>	<b>13</b>	<b>8</b>	<b>4</b>	<b>1</b>	<b>17</b>	<b>35</b>	<b>33</b>	<b>12</b>	<b>6</b>	<b>4</b>	<b>2</b>	<b>14</b>	<b>33</b>	<b>33</b>

OT column includes both ties and overtime losses in 1999-00, 2000-01, 2001-02, 2002-03 (one road OT) and 2003-04. OT column includes ties in 1998-99.

DATE	VISITOR	HOME
1998-99	November 21, 1998	NY ISLANDERS 6 Nashville 3
	February 12, 1999	NASHVILLE 2 NY Islanders 1
1999-00	February 2, 2000	NASHVILLE 6 NY Islanders 4
	March 28, 2000	NY Islanders 2 NASHVILLE 3
2000-01	November 7, 2000	Nashville 1 NY ISLANDERS 2
2001-02	April 11, 2002	NY ISLANDERS 5 Nashville 2
2002-03	October 15, 2002	Nashville 3 NY ISLANDERS 4 OT
	February 13, 2003	NY Islanders 0 NASHVILLE 2
2003-04	November 15, 2003	NY Islanders 3 NASHVILLE 4
2005-06	January 10, 2006	NY Islanders 1 NASHVILLE 2
2006-07	October 16, 2006	NASHVILLE 2 NY Islanders 1 SO
2008-09	December 20, 2008	NY Islanders 0 NASHVILLE 1
2009-10	February 9, 2010	Nashville 3 NY ISLANDERS 4 SO

DATE	VISITOR	HOME
2010-11	December 13, 2010	NY Islanders 0 NASHVILLE 5
2011-12	January 16, 2012	NASHVILLE 3 NY Islanders 1
2013-14	October 12, 2013	NY Islanders 2 NASHVILLE 3
	November 12, 2013	Nashville 1 NY ISLANDERS 3
2014-15	February 19, 2015	Nashville 2 NY ISLANDERS 5
	March 5, 2015	NY ISLANDERS 4 Nashville 3
2015-16	October 15, 2015	Nashville 3 NY ISLANDERS 4
	March 17, 2016	NY Islanders 2 NASHVILLE 4
2016-17	March 27, 2017	NASHVILLE 3 NY Islanders 1
	April 4, 2017	NY ISLANDERS 2 Nashville 1 OT
2017-18	October 28, 2017	NY ISLANDERS 6 Nashville 2
	February 5, 2018	NASHVILLE 5 NY Islanders 4 OT

NHL & OPPONENTS



# NHL & OPPONENTS

## NEW YORK RANGERS

### 2017-18 SEASON SERIES

#### @ NASHVILLE

Date	Score	W/Goal
03 Feb '18	NYR 2 @ NSH 5	Colton Sissons

#### GOALS BY PERIOD

	1st	2nd	3rd	OT	Total
Nashville	0	4	3	-	7
NY Rangers	2	1	3	-	6

### INDIVIDUAL SCORING

PLAYER	PREDATORS							
	GP	G	A	P	+/-	PIM	PP	SH
Filip Forsberg	2	1	3	4	2	0	0	0
Kevin Fiala	2	2	0	2	0	0	1	0
Viktor Arvidsson	2	1	1	2	4	2	0	0
Colton Sissons	2	1	1	2	1	0	0	0
P.K. Subban	2	1	1	2	2	0	0	0
Ryan Johansen	2	0	2	2	3	5	0	0
Roman Josi	2	0	2	2	1	2	0	0
Mattias Ekholm	2	1	0	1	5	6	0	0
Craig Smith	2	0	1	1	1	4	0	0
Alexei Emelin	2	0	0	0	0	2	0	0
Scott Hartnell	2	0	0	0	-2	0	0	0
Calle Jarnkrok	2	0	0	0	-1	0	0	0
Mikka Salomaki	2	0	0	0	-1	0	0	0
Austin Watson	2	0	0	0	1	0	0	0
Yannick Weber	2	0	0	0	-1	0	0	0
Nick Bonino	1	0	0	0	0	0	0	0
Ryan Ellis	1	0	0	0	0	0	0	0
Frederick Gaudreau	1	0	0	0	0	2	0	0
Matt Irwin	1	0	0	0	-1	0	0	0
Cody McLeod	1	0	0	0	0	2	0	0
Kyle Turris	1	0	0	0	0	0	0	0

Power Play: 1-10 10.0% / Penalty Killing: 5-8 62.5%

#### @ NY RANGERS

Date	Score	W/Goal
21 Oct '17	NSH 2 @ NYR 4	Kevin Hayes

\* overtime \*\* shootout

#### SHOTS BY PERIOD

	1st	2nd	3rd	OT	Total
Nashville	21	18	14	-	53
NY Rangers	14	6	17	-	37

#### NY RANGERS

PLAYER	NY RANGERS							
	GP	G	A	P	+/-	PIM	PP	SH
J.T. Miller	2	1	2	3	-2	0	1	0
Kevin Hayes	2	1	1	2	2	0	0	0
Jimmy Vesey	2	1	1	2	1	0	0	0
Ryan McDonagh	2	0	2	2	-1	0	0	0
Jesper Fast	2	1	0	1	2	6	0	0
Mika Zibanejad	2	1	0	1	-4	2	1	0
Chris Kreider	1	1	0	1	0	2	1	0
David Desharnais	2	0	1	1	-1	2	0	0
Brady Skjei	2	0	1	1	-1	5	0	0
Brendan Smith	2	0	1	1	-2	6	0	0
Mats Zuccarello	2	0	1	1	-2	2	0	0
Tony DeAngelo	2	0	0	0	-1	0	0	0
Michael Grabner	2	0	0	0	-2	2	0	0
Nick Holden	2	0	0	0	-2	0	0	0
Rick Nash	2	0	0	0	-3	0	0	0
Marc Staal	2	0	0	0	1	2	0	0
Pavel Buchnevich	1	0	0	0	0	0	0	0
Paul Carey	1	0	0	0	0	0	0	0
Peter Holland	1	0	0	0	0	0	0	0
Cody McLeod	1	0	0	0	0	0	0	0
Kevin Shattenkirk	1	0	0	0	0	0	0	0

Power Play: 3-8 37.5% / Penalty Killing: 9-10 90.0%

### GOALTENDING

#### PREDATORS

	GP	MIN	W-L-OT	GA	SA	SV	GAA	SV%
Pekka Rinne	1	60	1-0-0	2	22	20	2.00	.909
Juuse Saros	1	59	0-1-0	3	14	11	3.06	.785

#### RANGERS

	GP	MIN	W-L-OT	GA	SA	SV	GAA	SV%
Henrik Lundqvist	2	119	1-1-0	6	52	46	3.02	.885



Madison Square Garden • 2 Pennsylvania Plaza, 14th Floor  
New York, NY 10121 • (212) 465-6486

GM: Jeff Gorton

Head Coach: David Quinn

PR: John Rosasco, Ryan Nissan,  
Lindsay Hayes, Michael Rappaport

Season	OVERALL							HOME							ROAD						
	GP	W	L	OT	PTS	GF	GA	GP	W	L	OT	PTS	GF	GA	GP	W	L	OT	PTS	GF	GA
1998-99	2	0	2	0	0	5	12	1	0	1	0	0	4	7	1	0	1	0	0	1	5
1999-00	1	0	1	0	0	1	5	0	0	0	0	0	0	0	1	0	1	0	0	1	5
2000-01	2	2	0	0	4	8	4	1	1	0	0	2	5	2	1	1	0	0	2	3	2
2001-02	1	1	0	0	2	4	2	0	0	0	0	0	0	0	1	1	0	0	2	4	2
2002-03	2	0	1	1	1	4	6	1	0	1	0	0	2	4	1	0	0	1	1	2	2
2003-04	2	2	0	0	4	6	3	1	1	0	0	2	2	1	1	1	0	0	2	4	2
2005-06	1	0	1	0	0	1	5	1	0	1	0	0	1	5	0	0	0	0	0	0	0
2006-07	1	1	0	0	2	3	0	0	0	0	0	0	0	0	1	1	0	0	2	3	0
2008-09	1	0	1	0	0	2	4	1	0	1	0	0	2	4	0	0	0	0	0	0	0
2009-10	1	1	0	0	2	2	1	0	0	0	0	0	0	0	1	1	0	0	2	2	1
2010-11	1	0	0	1	1	1	2	1	0	0	1	1	1	2	0	0	0	0	0	0	0
2011-12	1	0	1	0	0	0	3	0	0	0	0	0	0	0	1	0	1	0	0	0	3
2012-13	0	0	0	0	0	0	0	0	0	0	0	0	0	0	0	0	0	0	0	0	0
2013-14	2	1	1	0	2	4	3	1	0	1	0	0	0	2	1	1	0	0	2	4	1
2014-15	2	1	1	0	2	4	6	1	1	0	0	2	3	2	1	0	1	0	0	1	4
2015-16	2	1	1	0	2	5	6	1	1	0	0	2	5	3	1	0	1	0	0	0	3
2016-17	2	0	1	1	1	4	5	1	0	0	1	1	1	1	1	0	1	0	0	3	4
2017-18	2	1	1	0	2	7	6	1	1	0	0	2	5	2	1	0	1	0	0	2	4
<b>Totals</b>	<b>26</b>	<b>11</b>	<b>12</b>	<b>3</b>	<b>25</b>	<b>61</b>	<b>72</b>	<b>12</b>	<b>5</b>	<b>5</b>	<b>2</b>	<b>12</b>	<b>31</b>	<b>34</b>	<b>14</b>	<b>6</b>	<b>7</b>	<b>1</b>	<b>13</b>	<b>30</b>	<b>38</b>

OT column includes both ties and overtime losses in 1999-00, 2000-01, 2001-02, 2002-03 (one road tie) and 2003-04. OT column includes ties in 1998-99.

DATE	VISITOR	HOME	DATE	VISITOR	HOME
1998-99	November 29, 1998	Nashville	1	NY RANGERS	5
	February 15, 1999	NY RANGERS	7	Nashville	4
1999-00	January 31, 2000	Nashville	1	NY RANGERS	5
2000-01	December 23, 2000	NASHVILLE	3	NY Rangers	2 OT
	March 4, 2001	NY Rangers	2	NASHVILLE	5
2001-02	December 12, 2001	NASHVILLE	4	NY Rangers	2
2002-03	October 19, 2002	Nashville	2	NY Rangers	2 OT
	January 23, 2003	NY RANGERS	4	Nashville	2
2003-04	February 28, 2004	NY Rangers	1	NASHVILLE	2 OT
	March 25, 2004	NASHVILLE	4	NY Rangers	2
2005-06	December 8, 2005	NY RANGERS	5	Nashville	1
2006-07	October 18, 2006	NASHVILLE	3	NY Rangers	0
2008-09	March 12, 2009	NY RANGERS	4	Nashville	2
2009-10	February 10, 2010	NASHVILLE	2	NY Rangers	1
2010-11	November 27, 2010	NY RANGERS	2	Nashville	1 SO
2011-12	January 17, 2012	Nashville	0	NY RANGERS	3
2013-14	November 23, 2013	NY RANGERS	2	Nashville	0
	December 10, 2013	NASHVILLE	4	NY Rangers	1
2014-15	February 7, 2015	NY Rangers	2	NASHVILLE	3
	March 2, 2015	Nashville	1	NY RANGERS	4
2015-16	November 23, 2015	Nashville	0	NY RANGERS	3
	December 28, 2015	NY Rangers	3	NASHVILLE	5
2016-17	December 17, 2016	NY RANGERS	2	Nashville	1 SO
	February 9, 2016	Nashville	3	NY RANGERS	4
2017-18	October 21, 2017	Nashville	2	NY RANGERS	4
	February 3, 2018	NY Rangers	2	NASHVILLE	5

NHL & OPPONENTS



# NHL & OPPONENTS

## OTTAWA SENATORS

### 2017-18 SEASON SERIES

#### @ NASHVILLE

Date	Score	W/Goal
19 Feb '18	OTT 2 @ NSH 5	Ryan Ellis

#### GOALS BY PERIOD

	1st	2nd	3rd	OT	Total
Nashville	4	2	2	0	8
Ottawa	2	3	0	1	6

#### INDIVIDUAL SCORING

PLAYER	PREDATORS							
	GP	G	A	P	+/-	PIM	PP	SH
Roman Josi	2	1	2	3	-1	0	1	0
Viktor Arvidsson	2	2	0	2	2	0	0	0
P.K. Subban	2	2	0	2	4	2	0	0
Ryan Ellis	2	1	1	2	-1	0	1	0
Kevin Fiala	2	0	2	2	0	0	0	0
Scott Hartnell	2	0	2	2	1	5	0	0
Filip Forsberg	1	0	2	2	2	0	0	0
Calle Jarnkrok	2	1	0	1	0	0	0	0
Craig Smith	2	1	0	1	-2	0	0	0
Nick Bonino	2	0	1	1	0	0	0	0
Ryan Johansen	2	0	1	1	1	0	0	0
Kyle Turris	2	0	1	1	2	0	0	0
Mattias Ekholm	2	0	0	0	2	0	0	0
Alexei Emelin	2	0	0	0	0	0	0	0
Miikka Salomaki	2	0	0	0	-1	2	0	0
Colton Sissons	2	0	0	0	-1	4	0	0
Austin Watson	2	0	0	0	1	0	0	0
Yannick Weber	2	0	0	0	-1	0	0	0
Pontus Aberg	1	0	0	0	0	0	0	0

Power Play: 2/7 28.6% / Penalty Killing: 4-5 80.0%

#### @ OTTAWA

Date	Score	W/Goal
08 Feb '18 *	NSH 3 @ OTT 4	Mike Hoffman * overtime ** shootout

#### SHOTS BY PERIOD

	1st	2nd	3rd	OT	Total
Nashville	19	19	38	3	79
Ottawa	22	32	16	4	74

PLAYER	SENATORS							
	GP	G	A	P	+/-	PIM	PP	SH
Max McCormick	2	2	0	2	2	0	0	0
Erik Karlsson	2	0	2	2	-1	0	0	0
Ryan Dzingel	1	0	2	2	-1	0	0	0
Mike Hoffman	2	1	0	1	-1	0	0	0
Magnus Paajarvi	2	1	0	1	2	0	0	0
Jean-Gabriel Pageau	2	1	0	1	1	2	1	0
Christopher DiDomenico	1	1	0	1	-2	0	0	0
Mark Borowiecki	2	0	1	1	0	0	0	0
Thomas Chabot	2	0	1	1	0	2	0	0
Fredrik Claesson	2	0	1	1	1	2	0	0
Matt Duchene	2	0	1	1	-1	0	0	0
Zack Smith	2	0	1	1	-3	2	0	0
Nick Shore	1	0	1	1	1	0	0	0
Mark Stone	1	0	1	1	-1	4	0	0
Cody Ceci	2	0	0	0	-2	0	0	0
Johnny Oduya	2	0	0	0	0	0	0	0
Tom Pyatt	2	0	0	0	1	0	0	0
Mike Blunden	1	0	0	0	0	0	0	0
Derick Brassard	1	0	0	0	-1	0	0	0
Gabriel Dumont	1	0	0	0	1	0	0	0
Marian Gaborik	1	0	0	0	-2	0	0	0
Dion Phaneuf	1	0	0	0	-1	5	0	0
Colin White	1	0	0	0	0	2	0	0

Power Play: 1-5 20.0% / Penalty Killing: 5-7 71.4%

#### GOALTENDING

##### PREDATORS

	GP	MIN	W-L-OT	GA	SA	SV	GAA	SV%
Pekka Rinne	1	59	1-0-0	2	38	36	2.02	.947
Juuse Saros	1	63	0-0-1	4	36	32	3.81	.889

##### SENATORS

	GP	MIN	W-L-OT	GA	SA	SV	GAA	SV%
Craig Anderson	2	123	1-1-0	8	79	71	3.90	.899



Canadian Tire Centre • 1000 Palladium Drive  
 Ottawa, ON K2V 1A5 • (613) 599-0250  
 GM: Pierre Dorion  
 Head Coach: Guy Boucher  
 PR: Brian Morris, Chris Moore, Brett Varey

Season	OVERALL						HOME						ROAD								
	GP	W	L	OT	PTS	GF	GA	GP	W	L	OT	PTS	GF	GA	GP	W	L	OT	PTS	GF	GA
1998-99	2	0	2	0	0	2	6	1	0	1	0	0	1	3	1	0	1	0	0	1	3
1999-00	1	1	0	0	2	2	1	0	0	0	0	0	0	0	1	1	0	0	2	2	1
2000-01	1	0	1	0	0	0	4	1	0	1	0	0	0	4	0	0	0	0	0	0	0
2001-02	2	1	1	0	2	6	5	1	1	0	0	2	4	2	1	0	1	0	0	2	3
2002-03	2	1	1	0	2	3	6	1	1	0	0	2	3	2	1	0	1	0	0	0	4
2003-04	1	0	1	0	0	2	4	0	0	0	0	0	0	0	1	0	1	0	0	2	4
2006-07	1	1	0	0	2	6	0	1	1	0	0	2	6	0	0	0	0	0	0	0	0
2007-08	1	1	0	0	2	6	5	0	0	0	0	0	0	0	1	1	0	0	2	6	5
2008-09	1	0	1	0	0	0	2	1	0	1	0	0	0	2	0	0	0	0	0	0	0
2009-10	1	1	0	0	2	6	5	0	0	0	0	0	0	0	1	1	0	0	2	6	5
2010-11	1	0	1	0	0	1	2	1	0	1	0	0	1	2	0	0	0	0	0	0	0
2011-12	1	0	1	0	0	3	4	0	0	0	0	0	0	0	1	0	1	0	0	3	4
2012-13	0	0	0	0	0	0	0	0	0	0	0	0	0	0	0	0	0	0	0	0	0
2013-14	2	1	0	1	3	5	5	1	0	0	1	1	1	2	1	1	0	0	2	4	3
2014-15	2	1	1	0	2	5	5	1	1	0	0	2	3	2	1	0	1	0	0	2	3
2015-16	2	2	0	0	4	11	8	1	1	0	0	2	7	5	1	1	0	0	2	4	3
2016-17	2	2	0	0	4	8	2	1	1	0	0	2	3	1	1	1	0	0	2	5	1
2017-18	2	1	0	1	3	8	6	1	1	0	0	2	5	2	1	0	0	1	1	3	4
<b>Totals</b>	<b>25</b>	<b>13</b>	<b>10</b>	<b>2</b>	<b>28</b>	<b>73</b>	<b>69</b>	<b>12</b>	<b>7</b>	<b>4</b>	<b>1</b>	<b>15</b>	<b>34</b>	<b>26</b>	<b>13</b>	<b>6</b>	<b>6</b>	<b>1</b>	<b>13</b>	<b>39</b>	<b>43</b>

OT column includes both ties and overtime losses in 1999-00, 2000-01, 2001-02, 2002-03 (one road tie) and 2003-04.

	DATE	VISITOR	HOME
1998-99	October 17, 1998	Nashville	1 OTTAWA 3
	December 1, 1998	OTTAWA	3 Nashville 1
1999-00	November 11, 1999	NASHVILLE	2 Ottawa 1
2000-01	March 24, 2001	OTTAWA	4 Nashville 0
	November 10, 2001	Nashville	2 OTTAWA 3
2001-02	December 6, 2001	Ottawa	2 NASHVILLE 4
	December 30, 2002	Ottawa	2 NASHVILLE 3
2002-03	February 22, 2003	Nashville	0 OTTAWA 4
	March 6, 2004	Nashville	2 OTTAWA 4
2006-07	December 14, 2006	Ottawa	0 NASHVILLE 6
2007-08	November 29, 2007	NASHVILLE	6 Ottawa 5
2008-09	February 16, 2009	OTTAWA	2 Nashville 0
2009-10	October 22, 2009	NASHVILLE	6 Ottawa 5 OT

	DATE	VISITOR	HOME
2010-11	December 23, 2010	OTTAWA	2 Nashville 1
	February 9, 2012	Nashville	3 OTTAWA 4
2013-14	January 11, 2014	OTTAWA	2 Nashville 1 SO
	March 10, 2014	NASHVILLE	4 Ottawa 3 OT
2014-15	October 9, 2014	Ottawa	2 NASHVILLE 3
	November 20, 2014	Nashville	2 OTTAWA 3
2015-16	October 17, 2015	NASHVILLE	4 Ottawa 3 SO
	November 10, 2015	Ottawa	5 NASHVILLE 7
2016-17	November 8, 2016	Ottawa	1 NASHVILLE 3
	November 17, 2016	NASHVILLE	5 Ottawa 1
2017-18	February 8, 2018	Nashville	3 OTTAWA 4
	February 19, 2018	Ottawa	2 NASHVILLE 5

NHL & OPPONENTS



# NHL & OPPONENTS

## PHILADELPHIA FLYERS

### 2017-18 SEASON SERIES

#### @ NASHVILLE

Date	Score	W/Goal
10 Oct '17	PHI 5 @ NSH 6	Filip Forsberg

#### GOALS BY PERIOD

	1st	2nd	3rd	OT	Total
Nashville	1	2	4	-	7
Philadelphia	0	3	2	-	5

#### INDIVIDUAL SCORING

PLAYER	PREDATORS							
	GP	G	A	P	+/-	PIM	PP	SH
Filip Forsberg	2	2	1	3	1	2	1	0
Kevin Fiala	2	0	3	3	0	0	0	0
P.K. Subban	2	0	3	3	1	2	0	0
Scott Hartnell	2	2	0	2	0	2	1	0
Mattias Ekholm	2	0	2	2	0	0	0	0
Craig Smith	2	1	0	1	-2	2	1	0
Nick Bonino	1	1	0	1	2	0	0	0
Colton Sissons	1	1	0	1	1	2	0	0
Ryan Johansen	2	0	1	1	-1	0	0	0
Pontus Aberg	1	0	1	1	2	0	0	0
Samuel Girard	1	0	1	1	-1	2	0	0
Viktor Arvidsson	2	0	0	0	0	2	0	0
Alexei Emelin	2	0	0	0	-1	0	0	0
Matt Irwin	2	0	0	0	1	0	0	0
Calle Jarnkrok	2	0	0	0	-1	0	0	0
Cody McLeod	2	0	0	0	0	0	0	0
Miikka Salomaki	2	0	0	0	0	2	0	0
Austin Watson	2	0	0	0	0	0	0	0
Anthony Bitetto	1	0	0	0	0	2	0	0
Frederick Gaudreau	1	0	0	0	0	0	0	0
Roman Josi	1	0	0	0	1	0	0	0
Yannick Weber	1	0	0	0	1	2	0	0

Power Play: 3-6 50.0% / Penalty Killing: 8-10 80.0%

#### @ PHILADELPHIA

Date	Score	W/Goal
19 Oct '17	NSH 1 @ PHI 0	Colton Sissons

\* overtime \*\* shootout

#### SHOTS BY PERIOD

	1st	2nd	3rd	OT	Total
Nashville	16	17	22	-	55
Philadelphia	15	25	18	-	58

#### FLYERS

PLAYER	GP	G	A	P	+/-	PIM	PP	SH
Valtteri Filppula	2	2	0	2	-1	0	2	0
Shayne Gostisbehere	2	0	2	2	0	0	0	0
Jakub Voracek	2	0	2	2	-2	0	0	0
Travis Konecny	2	1	0	1	2	2	0	0
Andrew MacDonald	2	1	0	1	-1	2	0	0
Nolan Patrick	2	1	0	1	2	0	0	0
Claude Giroux	2	0	1	1	-2	2	0	0
Scott Laughton	2	0	1	1	0	0	0	0
Taylor Leier	2	0	1	1	0	0	0	0
Dale Weise	2	0	1	1	1	2	0	0
Jordan Weal	1	0	1	1	1	0	0	0
Sean Couturier	2	0	0	0	-1	0	0	0
Radko Gudas	2	0	0	0	0	2	0	0
Robert Hagg	2	0	0	0	1	0	0	0
Ivan Provorov	2	0	0	0	-2	0	0	0
Michael Raffl	2	0	0	0	-1	0	0	0
Travis Sanheim	2	0	0	0	0	0	0	0
Wayne Simmonds	2	0	0	0	0	2	0	0
Jori Lehtera	1	0	0	0	-1	0	0	0

Power Play: 2-10 20.0% / Penalty Killing: 3-6 50.0%

#### GOALTENDING

##### PREDATORS

	GP	MIN	W-L-OT	GA	SA	SV	GAA	SV%
Pekka Rinne	2	119	2-0-0	5	58	53	2.52	.914

##### FLYERS

	GP	MIN	W-L-OT	GA	SA	SV	GAA	SV%
Michal Neuvirth	1	58	0-1-0	1	24	23	1.03	.958
Brian Elliott	1	60	0-1-0	6	31	25	6.04	.806





Wells Fargo Center • 3601 South Broad St.  
Philadelphia, PA 19148 • (215) 465-4500

GM: Ron Hextall

Head Coach: Dave Hakstol

PR: Zack Hill, Joe Sivilie, Brian Smith,  
Sarah Schwab

Season	OVERALL								HOME								ROAD							
	GP	W	L	OT	PTS	GF	GA		GP	W	L	OT	PTS	GF	GA		GP	W	L	OT	PTS	GF	GA	
1998-99	2	0	2	0	0	1	10		1	0	1	0	0	1	2		1	0	1	0	0	0	0	8
1999-00	2	0	1	1	1	1	3		1	0	1	0	0	0	2		1	0	0	1	1	1	1	1
2000-01	2	1	0	1	3	5	3		1	0	0	1	1	2	2		1	1	0	0	2	3	1	1
2001-02	1	1	0	0	2	3	2		0	0	0	0	0	0	0		1	1	0	0	2	3	2	2
2002-03	1	0	0	1	1	1	1		1	0	0	1	1	1	1		0	0	0	0	0	0	0	0
2003-04	1	0	1	0	0	2	5		0	0	0	0	0	0	0		1	0	1	0	0	2	5	5
2005-06	1	1	0	0	2	4	3		1	1	0	0	2	4	3		0	0	0	0	0	0	0	0
2006-07	1	1	0	0	2	3	2		0	0	0	0	0	0	0		1	1	0	0	2	3	2	2
2008-09	1	0	1	0	0	1	4		0	0	0	0	0	0	0		1	0	1	0	0	1	4	4
2009-10	1	1	0	0	2	4	3		1	1	0	0	2	4	3		0	0	0	0	0	0	0	0
2010-11	1	0	1	0	0	2	3		0	0	0	0	0	0	0		1	0	1	0	0	2	3	3
2011-12	2	1	1	0	2	5	6		1	1	0	0	2	4	2		1	0	1	0	0	1	4	4
2012-13	0	0	0	0	0	0	0		0	0	0	0	0	0	0		0	0	0	0	0	0	0	0
2013-14	2	1	0	1	3	6	6		1	0	0	1	1	2	3		1	1	0	0	2	4	3	3
2014-15	2	1	0	1	3	6	4		1	1	0	0	2	4	1		1	0	0	1	1	2	3	3
2015-16	2	0	1	1	1	5	9		1	0	1	0	0	3	6		1	0	0	1	1	2	3	3
2016-17	2	1	1	0	2	3	5		1	0	1	0	0	2	4		1	1	0	0	2	1	1	0
2017-18	2	2	0	0	4	7	5		1	1	0	0	2	6	5		1	1	0	0	2	1	0	0
<b>Totals</b>	<b>26</b>	<b>11</b>	<b>9</b>	<b>6</b>	<b>28</b>	<b>56</b>	<b>72</b>		<b>12</b>	<b>5</b>	<b>4</b>	<b>3</b>	<b>13</b>	<b>31</b>	<b>33</b>		<b>14</b>	<b>6</b>	<b>5</b>	<b>3</b>	<b>15</b>	<b>25</b>	<b>39</b>	<b>39</b>

OT column includes both ties and overtime losses in 1999-00 (one road tie), 2000-01 (one home tie), 2001-02, 2002-03 (one home tie) and 2003-04. OT column includes ties in 1998-99.

	DATE	VISITOR	HOME
1998-99	January 11, 1999	Nashville	0 PHILADELPHIA 8
	April 1, 1999	PHILADELPHIA	2 Nashville 1
1999-00	December 19, 1999	Nashville	1 Philadelphia 1 OT
	March 21, 2000	PHILADELPHIA	2 Nashville 0
2000-01	November 2, 2000	NASHVILLE	3 Philadelphia 1
	December 12, 2000	Philadelphia	2 Nashville 2 OT
2001-02	January 24, 2002	NASHVILLE	3 Philadelphia 2 OT
2002-03	March 25, 2003	Philadelphia	1 Nashville 1 OT
2003-04	March 3, 2004	Nashville	2 PHILADELPHIA 5
2005-06	December 3, 2005	Philadelphia	3 NASHVILLE 4 SO
2006-07	November 29, 2006	NASHVILLE	3 Philadelphia 2
2008-09	March 7, 2009	Nashville	1 PHILADELPHIA 4
2009-10	March 16, 2010	Philadelphia	3 NASHVILLE 4 SO

	DATE	VISITOR	HOME
2010-11	February 3, 2011	Nashville	2 PHILADELPHIA 3
2011-12	January 14, 2012	Philadelphia	2 NASHVILLE 4
	February 2, 2012	Nashville	1 PHILADELPHIA 4
2013-14	November 30, 2013	PHILADELPHIA	3 Nashville 2 SO
	January 16, 2014	NASHVILLE	4 Philadelphia 3 SO
2014-15	December 27, 2014	Philadelphia	1 NASHVILLE 4
	February 21, 2015	Nashville	2 PHILADELPHIA 3 SO
2015-16	November 27, 2015	Nashville	2 PHILADELPHIA 3 OT
	February 4, 2016	PHILADELPHIA	6 Nashville 3
2016-17	December 4, 2016	PHILADELPHIA	4 Nashville 2
	December 19, 2016	NASHVILLE	2 Philadelphia 1 SO
2017-18	October 10, 2017	Philadelphia	5 NASHVILLE 6
	October 19, 2017	NASHVILLE	1 Philadelphia 0

NHL & OPPONENTS



# NHL & OPPONENTS

## PITTSBURGH PENGUINS

### 2017-18 SEASON SERIES

#### @ NASHVILLE

Date	Score	W/Goal
11 Nov '17 **	PIT 4 @ NSH 5	Filip Forsberg

#### GOALS BY PERIOD

	1st	2nd	3rd	OT	Total
Nashville	0	3	1	0	4
Pittsburgh	3	2	3	0	8

#### @ PITTSBURGH

Date	Score	W/Goal
07 Oct '17	NSH 0 @ PIT 4	Evgeni Malkin

\* overtime \*\* shootout

#### SHOTS BY PERIOD

	1st	2nd	3rd	OT	Total
Nashville	12	19	22	1	54
Pittsburgh	17	25	20	2	64

### INDIVIDUAL SCORING

PLAYER	PREDATORS							
	GP	G	A	P	+/-	PIM	PP	SH
Craig Smith	2	1	1	2	0	2	1	0
Kyle Turris	1	1	1	2	0	0	0	0
Filip Forsberg	2	0	2	2	-3	0	0	0
Calle Jarnkrok	2	1	0	1	0	0	0	0
P.K. Subban	2	1	0	1	-5	2	1	0
Viktor Arvidsson	2	0	1	1	-3	2	0	0
Ryan Johansen	2	0	1	1	-2	4	0	0
Miikka Salomaki	2	0	1	1	0	4	0	0
Mattias Ekholm	2	0	0	0	-4	2	0	0
Scott Hartnell	2	0	0	0	-1	16	0	0
Matt Irwin	2	0	0	0	0	0	0	0
Roman Josi	2	0	0	0	-2	0	0	0
Cody McLeod	2	0	0	0	0	17	0	0
Colton Sissons	2	0	0	0	-2	0	0	0
Austin Watson	2	0	0	0	-2	5	0	0
Yannick Weber	2	0	0	0	0	2	0	0
Pontus Aberg	1	0	0	0	-1	0	0	0
Anthony Bitetto	1	0	0	0	0	0	0	0
Nick Bonino	1	0	0	0	-2	0	0	0
Alexei Emelin	1	0	0	0	-2	0	0	0
Kevin Fiala	1	0	0	0	-1	0	0	0

Power Play: 2-11 18.2% / Penalty Killing: 9-9 100.0%

PLAYER	PENGUINS							
	GP	G	A	P	+/-	PIM	PP	SH
Phil Kessel	2	1	2	3	3	4	0	0
Bryan Rust	2	1	2	3	3	0	0	1
Jake Guentzel	2	2	0	2	2	4	0	0
Olli Maatta	2	1	1	2	2	0	0	0
Evgeni Malkin	2	1	1	2	3	4	0	0
Sidney Crosby	2	0	2	2	2	4	0	0
Kris Letang	2	0	2	2	4	2	0	0
Brian Dumoulin	2	1	0	1	3	2	0	0
Ryan Reaves	2	1	0	1	1	24	0	0
Carl Hagelin	2	0	1	1	2	0	0	0
Justin Schultz	2	0	1	1	3	2	0	0
Conor Sheary	2	0	1	1	0	2	0	0
Carter Rowney	1	0	1	1	1	0	0	0
Ian Cole	2	0	0	0	1	0	0	0
Tom Kuhnhackl	2	0	0	0	2	0	0	0
Greg McKegg	2	0	0	0	0	0	0	0
Patric Hornqvist	1	0	0	0	-1	0	0	0
Matt Hunwick	1	0	0	0	0	0	0	0
Chad Ruhwedel	1	0	0	0	-1	0	0	0
Riley Sheahan	1	0	0	0	-1	0	0	0
Scott Wilson	1	0	0	0	0	0	0	0

Power Play: 0-9 0.0% / Penalty Killing: 9-11 81.8%

### GOALTENDING

#### PREDATORS

	GP	MIN	W-L-OT	GA	SA	SV	GAA	SV%
Pekka Rinne	1	65	1-0-0	4	30	26	3.69	.867
Juuse Saros	1	60	0-1-0	4	34	30	4.00	.882

#### PENGUINS

	GP	MIN	W-L-OT	GA	SA	SV	GAA	SV%
Matt Murray	1	60	1-0-0	0	26	26	0.00	1.000
Tristan Jarry	1	65	0-0-1	4	28	24	3.70	.857



Consol Energy Center • 1001 Fifth Avenue  
Pittsburgh, PA 15219 • (412) 642-1800

GM: Jim Rutherford

Head Coach: Mike Sullivan

PR: Tom McMillan, Jennifer Bullano, Jason Seidling,  
Emma Klimer

Season	OVERALL							HOME							ROAD							
	GP	W	L	OT	PTS	GF	GA	GP	W	L	OT	PTS	GF	GA	GP	W	L	OT	PTS	GF	GA	
1998-99	2	0	1	1	1	3	4	1	0	1	0	0	2	3	1	0	0	1	1	1	1	1
1999-00	2	1	1	0	2	6	8	1	1	0	0	2	4	2	1	0	1	0	0	2	6	6
2000-01	2	1	1	0	2	4	4	1	0	1	0	0	1	3	1	1	0	0	2	3	1	1
2001-02	1	1	0	0	2	5	4	1	1	0	0	2	5	0	0	0	0	0	0	0	0	0
2002-03	2	1	0	1	3	8	2	1	1	0	0	2	6	0	1	0	0	1	1	2	2	2
2003-04	2	2	0	0	4	12	6	1	1	0	0	2	3	2	1	1	0	0	2	9	4	4
2005-06	1	1	0	0	2	5	4	1	1	0	0	2	5	4	0	0	0	0	0	0	0	0
2006-07	1	0	1	0	0	1	4	0	0	0	0	0	0	0	1	0	1	0	0	1	4	4
2008-09	1	1	0	0	2	5	3	1	1	0	0	2	5	3	0	0	0	0	0	0	0	0
2009-10	1	1	0	0	2	4	3	0	0	0	0	0	0	0	1	1	0	0	2	4	3	3
2010-11	1	0	0	1	1	3	4	1	0	0	1	1	3	4	0	0	0	0	0	0	0	0
2011-12	1	0	1	0	0	1	5	0	0	0	0	0	0	0	1	0	1	0	0	1	5	5
2012-13	0	0	0	0	0	0	0	0	0	0	0	0	0	0	0	0	0	0	0	0	0	0
2013-14	2	0	2	0	0	2	7	1	0	1	0	0	1	3	1	0	1	0	0	1	4	4
2014-15	2	1	1	0	2	4	3	1	0	1	0	0	0	3	1	1	0	0	2	4	0	0
2015-16	2	0	1	1	1	3	7	1	0	0	1	1	1	2	1	0	1	0	0	2	5	5
2016-17	2	1	1	0	2	7	5	1	1	0	0	2	5	1	1	0	1	0	0	2	4	4
2017-18	2	1	1	0	2	4	8	1	1	0	0	2	4	4	1	0	1	0	0	0	4	4
<b>Totals</b>	<b>27</b>	<b>12</b>	<b>11</b>	<b>4</b>	<b>28</b>	<b>76</b>	<b>77</b>	<b>14</b>	<b>6</b>	<b>4</b>	<b>2</b>	<b>14</b>	<b>45</b>	<b>34</b>	<b>13</b>	<b>4</b>	<b>7</b>	<b>2</b>	<b>10</b>	<b>31</b>	<b>43</b>	

OT column includes both ties and overtime losses in 1999-00, 2000-01, 2001-02, 2002-03 (one road tie) and 2003-04. OT column includes ties in 1998-99 (one road tie).

DATE	VISITOR	HOME	OT
<b>1998-99</b>			
February 13, 1999	<b>PITTSBURGH</b>	Nashville	2 OT
March 20, 1999	Nashville	1 Pittsburgh	1 OT
<b>1999-00</b>			
November 13, 1999	Nashville	2 <b>PITTSBURGH</b>	6
January 15, 2000	Pittsburgh	2 <b>NASHVILLE</b>	4
<b>2000-01</b>			
October 7, 2000	<b>NASHVILLE</b>	3 Pittsburgh	1
October 8, 2000	<b>PITTSBURGH</b>	3 Nashville	1
<b>2001-02</b>			
November 23, 2001	Pittsburgh	0 <b>NASHVILLE</b>	5
<b>2002-03</b>			
February 27, 2003	Pittsburgh	0 <b>NASHVILLE</b>	6
March 12, 2003	Nashville	2 Pittsburgh	2 OT
<b>2003-04</b>			
January 1, 2004	Pittsburgh	2 <b>NASHVILLE</b>	3
March 4, 2004	<b>NASHVILLE</b>	9 Pittsburgh	4
<b>2005-06</b>			
January 15, 2006	Pittsburgh	4 <b>NASHVILLE</b>	5
<b>2006-07</b>			
February 6, 2007	Nashville	1 <b>PITTSBURGH</b>	4
<b>2008-09</b>			
January 8, 2009	Pittsburgh	3 <b>NASHVILLE</b>	5

DATE	VISITOR	HOME	OT
<b>2009-10</b>			
February 14, 2010	<b>NASHVILLE</b>	4 Pittsburgh	3 SO
<b>2010-11</b>			
October 21, 2010	<b>PITTSBURGH</b>	4 Nashville	3 OT
<b>2011-12</b>			
March 22, 2012	Nashville	1 <b>PITTSBURGH</b>	5
<b>2013-14</b>			
November 15, 2013	Nashville	1 <b>PITTSBURGH</b>	4
March 4, 2014	<b>PITTSBURGH</b>	3 Nashville	1
<b>2014-15</b>			
October 25, 2014	<b>PITTSBURGH</b>	3 Nashville	0
February 1, 2015	<b>NASHVILLE</b>	4 Pittsburgh	0
<b>2015-16</b>			
October 24, 2015	<b>PITTSBURGH</b>	2 Nashville	1 OT
March 31, 2016	Nashville	2 <b>PITTSBURGH</b>	5
<b>2016-17</b>			
October 22, 2016	Pittsburgh	1 <b>NASHVILLE</b>	5
January 31, 2017	Nashville	2 <b>PITTSBURGH</b>	4
<b>2017-18</b>			
October 7, 2017	Nashville	0 <b>PITTSBURGH</b>	4
November 11, 2017	Pittsburgh	4 <b>NASHVILLE</b>	5 SO

NHL & OPPONENTS



# NHL & OPPONENTS

## ST. LOUIS BLUES

### 2017-18 SEASON SERIES

#### @ NASHVILLE

Date	Score	W/Goal
25 Feb '18	STL 0 @ NSH 4	Colton Sissons
13 Feb '18 *	STL 3 @ NSH 4	Filip Forsberg

#### @ ST. LOUIS

Date	Score	W/Goal
27 Dec '17	NSH 2 @ STL 1	Calle Jarnkrok
24 Nov '17	NSH 2 @ STL 0	Ryan Johansen

\* overtime \*\* shootout

### GOALS BY PERIOD

	1st	2nd	3rd	OT	Total
Nashville	4	3	4	1	12
St. Louis	1	2	1	0	4

### SHOTS BY PERIOD

	1st	2nd	3rd	OT	Total
Nashville	48	32	44	2	126
St. Louis	35	46	40	1	122

### INDIVIDUAL SCORING

PLAYER	PREDATORS							
	GP	G	A	P	+/-	PIM	PP	SH
Austin Watson	4	4	0	4	4	0	0	2
Calle Jarnkrok	4	2	1	3	2	0	0	0
Filip Forsberg	4	1	2	3	2	6	0	0
Ryan Johansen	4	1	2	3	2	4	0	0
Craig Smith	4	1	2	3	2	2	0	0
Roman Josi	4	0	3	3	5	0	0	0
Colton Sissons	4	1	1	2	2	0	1	0
P.K. Subban	4	0	2	2	2	2	0	0
Ryan Ellis	2	0	2	2	2	0	0	0
Kevin Fiala	4	1	0	1	1	0	0	0
Scott Hartnell	3	1	0	1	1	5	0	0
Mattias Ekholm	4	0	1	1	2	0	0	0
Kyle Turris	4	0	1	1	1	0	0	0
Matt Irwin	2	0	1	1	1	0	0	0
Viktor Arvidsson	4	0	0	0	0	4	0	0
Nick Bonino	4	0	0	0	2	0	0	0
Alexei Emelin	4	0	0	0	1	0	0	0
Mikka Salomaki	3	0	0	0	0	2	0	0
Yannick Weber	3	0	0	0	1	0	0	0
Pontus Åberg	2	0	0	0	1	0	0	0
Anthony Bitetto	1	0	0	0	0	2	0	0

Power Play: 1-10 10.0% / Penalty Killing: 12-13 92.3%

PLAYER	BLUES							
	GP	G	A	P	+/-	PIM	PP	SH
Alexander Steen	4	1	1	2	-2	0	0	0
Vladimir Tarasenko	4	0	2	2	-4	0	0	0
Vladimir Sobotka	4	1	0	1	-1	0	0	0
Jay Bouwmeester	3	1	0	1	-1	0	0	0
Jaden Schwartz	3	1	0	1	-4	-	1	0
Kyle Brodziak	4	0	1	1	1	0	0	0
Alex Pietrangelo	4	0	1	1	-4	2	0	0
Brayden Schenn	4	0	1	1	-5	4	0	0
Paul Stastny	4	0	1	1	-2	0	0	0
Patrik Berglund	3	0	1	1	-1	4	0	0
Vince Dunn	4	0	0	0	-2	2	0	0
Dmitrij Jaskin	4	0	0	0	0	0	0	0
Colton Parayko	4	0	0	0	-4	0	0	0
Robert Bortuzzo	3	0	0	0	-1	5	0	0
Carl Gunnarsson	3	0	0	0	-1	4	0	0
Scottie Upshall	3	0	0	0	0	4	0	0
Ivan Barbashev	2	0	0	0	0	0	0	0
Joel Edmundson	2	0	0	0	1	0	0	0
Magnus Paajarvi	2	0	0	0	-2	0	0	0
Oskar Sundqvist	2	0	0	0	-2	0	0	0
Tage Thompson	2	0	0	0	-2	0	0	0
Chris Thorburn	2	0	0	0	0	0	0	0
Jordan Schmaltz	1	0	0	0	0	0	0	0
Nikita Soshnikov	1	0	0	0	0	0	0	0

Power Play: 1-13 7.7% / Penalty Killing: 9-10 90.0%

### GOALTENDING

#### PREDATORS

	GP	MIN	W-L-OT	GA	SA	SV	GAA	SV%
Pekka Rinne	4	241	4-0-0	4	122	118	1.00	.967

#### BLUES

	GP	MIN	W-L-OT	GA	SA	SV	GAA	SV%
Carter Hutton	2	120	0-1-1	5	60	55	2.51	.917
Jake Allen	2	118	0-2-0	6	65	59	3.05	.908



Scottrade Center • 1401 Clark Ave.  
St. Louis, MO 63103 • (314) 622-2500

GM: Doug Armstrong

Head Coach: Mike Yeo

PR: Mike Caruso, Rich Jankowski, Dan O'Neill

Season	OVERALL								HOME								ROAD							
	GP	W	L	OT	PTS	GF	GA	GP	W	L	OT	PTS	GF	GA	GP	W	L	OT	PTS	GF	GA			
1998-99	6	2	4	0	4	14	25	3	1	2	0	2	9	13	3	1	2	0	2	5	8	12		
1999-00	6	1	3	2	4	11	16	3	0	2	1	1	5	8	3	1	1	1	3	6	8	8		
2000-01	5	2	3	0	4	9	12	3	1	2	0	2	5	9	2	1	1	0	2	4	3	3		
2001-02	5	0	4	1	1	9	21	2	0	1	1	1	4	6	3	0	3	0	0	5	15	15		
2002-03	5	1	2	2	4	5	13	3	1	1	1	3	4	4	2	0	1	1	1	1	1	9		
2003-04	6	2	3	1	5	10	12	3	2	1	0	4	8	6	3	0	2	1	1	2	6	6		
2005-06	8	8	0	0	16	25	10	4	4	0	0	8	12	6	4	4	0	0	8	13	4	4		
2006-07	8	7	1	0	14	26	16	4	4	0	0	8	13	7	4	3	1	0	6	13	9	9		
2007-08	8	5	2	1	11	24	20	4	3	0	1	7	13	9	4	2	2	0	4	11	11	11		
2008-09	6	2	2	2	6	11	17	3	1	0	2	4	5	6	3	1	2	0	2	6	11	11		
2009-10	6	5	1	0	10	16	12	3	2	1	0	4	6	6	3	3	0	0	6	10	6	6		
2010-11	6	2	3	1	5	8	14	3	1	1	1	3	5	8	3	1	2	0	2	3	6	6		
2011-12	6	4	1	1	9	13	11	3	2	0	1	5	7	5	3	2	1	0	4	6	6	6		
2012-13	4	1	2	1	3	9	9	2	0	1	1	1	3	5	2	1	1	0	2	6	4	4		
2013-14	5	0	4	1	1	8	20	3	0	3	0	0	3	12	2	0	1	1	1	5	8	8		
2014-15	5	3	1	1	7	16	15	2	2	0	0	4	7	5	3	1	1	1	3	9	10	10		
2015-16	5	1	3	1	3	9	11	3	1	2	0	2	5	5	2	0	1	1	1	4	6	6		
2016-17	5	3	2	0	6	15	11	2	2	0	0	4	9	4	3	1	2	0	2	6	7	7		
2017-18	4	4	0	0	8	12	4	2	2	0	0	4	8	3	2	2	0	0	4	4	1	1		
<b>Totals</b>	<b>109</b>	<b>53</b>	<b>41</b>	<b>15</b>	<b>121</b>	<b>242</b>	<b>262</b>	<b>55</b>	<b>29</b>	<b>17</b>	<b>9</b>	<b>67</b>	<b>125</b>	<b>122</b>	<b>54</b>	<b>24</b>	<b>24</b>	<b>6</b>	<b>54</b>	<b>119</b>	<b>142</b>			

OT column includes both ties and overtime losses in 1999-00 (one home tie & one road OTL), 2000-01, 2001-02 (one home tie), 2002-03 (one home tie & one road OTL) and 2003-04 (one road tie). OT column includes ties in 1998-99.

NHL & OPPONENTS





# NHL & OPPONENTS


## ST. LOUIS BLUES

DATE	VISITOR	HOME	SCORE
<b>1998-99</b>			
November 14, 1998	Nashville	1 <b>ST. LOUIS</b>	5
November 19, 1998	St. Louis	2 <b>NASHVILLE</b>	3
November 24, 1998	Nashville	0 <b>ST. LOUIS</b>	4
January 1, 1999	<b>ST. LOUIS</b>	6 Nashville	5
February 20, 1999	<b>NASHVILLE</b>	4 St. Louis	3
March 2, 1999	<b>ST. LOUIS</b>	5 Nashville	1
<b>1999-00</b>			
November 22, 1999	Nashville	2 <b>ST. LOUIS</b>	3 OT
December 2, 1999	Nashville	1 <b>ST. LOUIS</b>	3
December 10, 1999	<b>ST. LOUIS</b>	4 Nashville	2
December 23, 1999	St. Louis	2 Nashville	2 OT
December 26, 1999	<b>NASHVILLE</b>	3 St. Louis	2
February 18, 2000	<b>ST. LOUIS</b>	2 Nashville	1
<b>2000-01</b>			
October 31, 2000	<b>ST. LOUIS</b>	4 Nashville	2
November 24, 2000	<b>ST. LOUIS</b>	4 Nashville	0
January 4, 2001	<b>NASHVILLE</b>	4 St. Louis	2
January 21, 2001	St. Louis	1 <b>NASHVILLE</b>	3
April 7, 2001	Nashville	0 <b>ST. LOUIS</b>	1
<b>2001-02</b>			
October 6, 2001	St. Louis	2 Nashville	2 OT
December 30, 2001	Nashville	2 <b>ST. LOUIS</b>	7
March 19, 2002	Nashville	1 <b>ST. LOUIS</b>	5
March 30, 2002	<b>ST. LOUIS</b>	4 Nashville	2
April 9, 2002	Nashville	2 <b>ST. LOUIS</b>	3
<b>2002-03</b>			
October 30, 2002	Nashville	0 <b>ST. LOUIS</b>	7
December 12, 2002	St. Louis	2 Nashville	2 OT
January 7, 2003	St. Louis	1 <b>NASHVILLE</b>	2 OT
March 4, 2003	Nashville	1 <b>ST. LOUIS</b>	2 OT
March 15, 2003	<b>ST. LOUIS</b>	1 Nashville	0
<b>2003-04</b>			
October 16, 2003	St. Louis	1 <b>NASHVILLE</b>	4
October 28, 2003	Nashville	0 <b>ST. LOUIS</b>	1
December 6, 2003	Nashville	1 <b>ST. LOUIS</b>	4
January 10, 2004	St. Louis	1 <b>NASHVILLE</b>	3
March 11, 2004	Nashville	1 St. Louis	1 OT
April 3, 2004	<b>ST. LOUIS</b>	4 Nashville	1
<b>2005-06</b>			
October 15, 2005	<b>NASHVILLE</b>	4 St. Louis	1
October 20, 2005	St. Louis	2 <b>NASHVILLE</b>	3 SO
November 12, 2005	St. Louis	1 <b>NASHVILLE</b>	3
January 4, 2006	<b>NASHVILLE</b>	4 St. Louis	3
March 20, 2006	St. Louis	2 <b>NASHVILLE</b>	4
April 1, 2006	St. Louis	1 <b>NASHVILLE</b>	2
April 6, 2006	<b>NASHVILLE</b>	3 St. Louis	0
April 11, 2006	<b>NASHVILLE</b>	2 St. Louis	0
<b>2006-07</b>			
November 30, 2006	<b>NASHVILLE</b>	5 St. Louis	4
December 16, 2006	St. Louis	2 <b>NASHVILLE</b>	3 SO
December 17, 2006	<b>NASHVILLE</b>	2 St. Louis	1 OT
December 26, 2006	St. Louis	2 <b>NASHVILLE</b>	3 SO
January 6, 2007	St. Louis	2 <b>NASHVILLE</b>	3
January 27, 2007	<b>NASHVILLE</b>	6 St. Louis	3
February 16, 2007	Nashville	0 <b>ST. LOUIS</b>	1
April 5, 2007	St. Louis	1 <b>NASHVILLE</b>	4
<b>2007-08</b>			
October 10, 2007	Nashville	1 <b>ST. LOUIS</b>	4
November 17, 2007	<b>ST. LOUIS</b>	3 Nashville	2 SO
November 19, 2007	Nashville	1 <b>ST. LOUIS</b>	2
January 19, 2008	<b>NASHVILLE</b>	5 St. Louis	2
January 21, 2008	St. Louis	3 <b>NASHVILLE</b>	6
February 16, 2008	St. Louis	1 <b>NASHVILLE</b>	2 OT
April 1, 2008	<b>NASHVILLE</b>	4 St. Louis	3 OT
April 3, 2008	St. Louis	2 <b>NASHVILLE</b>	3

DATE	VISITOR	HOME	SCORE
<b>2008-09</b>			
October 10, 2008	Nashville	2 <b>ST. LOUIS</b>	5
November 25, 2008	<b>ST. LOUIS</b>	1 Nashville	0 SO
December 8, 2008	Nashville	3 <b>ST. LOUIS</b>	6
February 12, 2009	St. Louis	3 <b>NASHVILLE</b>	4 SO
February 19, 2009	<b>ST. LOUIS</b>	2 Nashville	1 OT
February 21, 2009	<b>NASHVILLE</b>	1 St. Louis	0 OT
<b>2009-10</b>			
November 12, 2009	<b>NASHVILLE</b>	3 St. Louis	1
November 27, 2009	<b>ST. LOUIS</b>	3 Nashville	1
December 29, 2009	<b>NASHVILLE</b>	4 St. Louis	3
March 21, 2010	<b>NASHVILLE</b>	3 St. Louis	2
April 1, 2010	St. Louis	2 <b>NASHVILLE</b>	3
April 10, 2010	St. Louis	1 <b>NASHVILLE</b>	2 SO
<b>2010-11</b>			
October 14, 2010	St. Louis	3 <b>NASHVILLE</b>	4
October 28, 2010	<b>ST. LOUIS</b>	3 Nashville	0
November 11, 2010	<b>NASHVILLE</b>	3 St. Louis	2 SO
November 24, 2010	<b>ST. LOUIS</b>	2 Nashville	1 SO
December 26, 2010	Nashville	0 <b>ST. LOUIS</b>	2
April 9, 2011	Nashville	0 <b>ST. LOUIS</b>	2
<b>2011-12</b>			
October 8, 2011	<b>NASHVILLE</b>	4 St. Louis	2
December 17, 2011	St. Louis	1 <b>NASHVILLE</b>	2 SO
December 30, 2011	<b>NASHVILLE</b>	2 St. Louis	1 SO
February 4, 2012	St. Louis	1 <b>NASHVILLE</b>	3
February 23, 2012	<b>ST. LOUIS</b>	3 Nashville	2 SO
March 27, 2012	Nashville	0 <b>ST. LOUIS</b>	3
<b>2012-13</b>			
January 21, 2013	<b>ST. LOUIS</b>	4 Nashville	3 SO
January 24, 2013	Nashville	0 <b>ST. LOUIS</b>	3
February 5, 2013	<b>NASHVILLE</b>	6 St. Louis	1
April 9, 2013	<b>ST. LOUIS</b>	1 Nashville	0
<b>2013-14</b>			
October 3, 2013	Nashville	2 <b>ST. LOUIS</b>	4
October 26, 2013	<b>ST. LOUIS</b>	6 Nashville	1
February 1, 2014	Nashville	3 <b>ST. LOUIS</b>	4 SO
March 6, 2014	St. Louis	2 Nashville	1
March 15, 2014	<b>ST. LOUIS</b>	4 Nashville	1
<b>2014-15</b>			
November 8, 2014	<b>NASHVILLE</b>	2 St. Louis	1
November 13, 2014	Nashville	3 <b>ST. LOUIS</b>	4
December 4, 2014	St. Louis	3 <b>NASHVILLE</b>	4
December 30, 2014	St. Louis	2 <b>NASHVILLE</b>	3
January 29, 2015	Nashville	4 <b>ST. LOUIS</b>	5 SO
<b>2015-16</b>			
November 7, 2015	<b>ST. LOUIS</b>	4 Nashville	0
December 17, 2015	Nashville	1 <b>ST. LOUIS</b>	2
December 29, 2015	Nashville	3 <b>ST. LOUIS</b>	4 OT
February 2, 2016	<b>ST. LOUIS</b>	1 Nashville	0
February 27, 2016	St. Louis	0 <b>NASHVILLE</b>	5
<b>2016-17</b>			
November 10, 2016	St. Louis	1 <b>NASHVILLE</b>	3
November 19, 2016	Nashville	1 <b>ST. LOUIS</b>	3
December 13, 2016	St. Louis	3 <b>NASHVILLE</b>	6
December 30, 2016	<b>NASHVILLE</b>	4 St. Louis	0
April 2, 2017	Nashville	1 <b>ST. LOUIS</b>	4
<b>2017-18</b>			
November 24, 2017	<b>NASHVILLE</b>	2 St. Louis	0
December 27, 2018	<b>NASHVILLE</b>	2 St. Louis	1
February 13, 2018	St. Louis	3 <b>NASHVILLE</b>	4 OT
February 25, 2018	St. Louis	0 <b>NASHVILLE</b>	4



Enterprise Center • 1401 Clark Ave.  
St. Louis, MO 63103 • (314) 622-2500  
GM: Doug Armstrong  
Head Coach: Mike Yeo  
PR: Mike Caruso, Rich Jankowski, Dan O'Neill





# NHL & OPPONENTS

## SAN JOSE SHARKS

### 2017-18 SEASON SERIES

#### @ NASHVILLE

Date	Score	W/Goal
29 Mar '18	SJS 3 @ NSH 5	Ryan Ellis
22 Mar '18	SJS 1 @ NSH 7	Scott Hartnell

#### GOALS BY PERIOD

	1st	2nd	3rd	OT	Total
Nashville	4	3	6	-	13
San Jose	3	3	2	-	8

#### INDIVIDUAL SCORING

PLAYER	PREDATORS							
	GP	G	A	P	+/-	PIM	PP	SH
Viktor Arvidsson	3	2	2	4	2	4	1	0
Filip Forsberg	3	0	4	4	3	6	0	0
Nick Bonino	2	2	1	3	3	0	0	0
Ryan Johansen	3	1	2	3	2	9	0	0
Roman Josi	3	1	2	3	2	0	0	0
Craig Smith	3	1	2	3	4	2	0	0
Ryan Ellis	2	1	2	3	2	0	0	0
Calle Jarnkrok	2	1	2	3	3	0	0	0
P.K. Subban	3	0	3	3	4	2	0	0
Kevin Fiala	3	1	1	2	3	2	0	0
Mattias Ekholm	3	1	0	1	6	2	0	0
Scott Hartnell	3	1	0	1	2	0	0	0
Kyle Turris	2	1	0	1	4	0	0	0
Alexei Emelin	3	0	0	0	-2	2	0	0
Mikka Salomaki	3	0	0	0	-3	4	0	0
Colton Sissons	3	0	0	0	-1	2	0	0
Matt Irwin	2	0	0	0	-2	0	0	0
Austin Watson	2	0	0	0	0	4	0	0
Mike Fisher	1	0	0	0	-1	0	0	0
Frederick Gaudreau	1	0	0	0	-2	0	0	0
Samuel Girard	1	0	0	0	-2	0	0	0
Ryan Hartman	1	0	0	0	-1	2	0	0
Cody McLeod	1	0	0	0	-1	12	0	0
Yannick Weber	1	0	0	0	1	0	0	0

Power Play: 1-11 9.1% / Penalty Killing: 18-19 94.7%

#### @ SAN JOSE

Date	Score	W/Goal
01 Nov '17	NSH 1 @ SJS 4	Joe Pavelski

\* overtime \*\* shootout

#### SHOTS BY PERIOD

	1st	2nd	3rd	OT	Total
Nashville	35	30	33	-	98
San Jose	26	28	45	-	99

PLAYER	SHARKS							
	GP	G	A	P	+/-	PIM	PP	SH
Mikkel Boedker	3	2	2	4	0	0	0	0
Logan Couture	3	2	0	2	-2	2	0	0
Brenden Dillon	3	1	1	2	-2	4	0	0
Joonas Donskoi	2	1	1	2	-1	0	0	0
Kevin Labanc	3	0	2	2	0	0	0	0
Chris Tierney	3	0	2	2	-3	0	0	0
Joe Pavelski	3	1	0	1	-3	7	0	0
Marc-Edouard Vlasic	3	1	0	1	-2	0	1	0
Justin Braun	3	0	1	1	-2	2	0	0
Brent Burns	3	0	1	1	-1	4	0	0
Timo Meier	3	0	1	1	-3	2	0	0
Jannik Hansen	2	0	1	1	-3	0	0	0
Joakim Ryan	2	0	1	1	0	0	0	0
Tim Heed	1	0	1	1	1	2	0	0
Joe Thornton	1	0	1	1	1	12	0	0
Tomas Hertl	3	0	0	0	-1	2	0	0
Melker Karlsson	3	0	0	0	-1	2	0	0
Dylan DeMelo	2	0	0	0	-3	0	0	0
Joel Ward	2	0	0	0	-1	0	0	0
Ryan Carpenter	1	0	0	0	0	0	0	0
Eric Fehr	1	0	0	0	0	0	0	0
Barclay Goodrow	1	0	0	0	0	0	0	0
Evander Kane	1	0	0	0	-1	2	0	0
Paul Martin	1	0	0	0	0	0	0	0
Marcus Sorensen	1	0	0	0	0	0	0	0

Power Play: 1-19 5.3% / Penalty Killing: 10-11 90.9%

#### GOALTENDING

##### PREDATORS

	GP	MIN	W-L-OT	GA	SA	SV	GAA	SV%
Juuse Saros	1	60	1-0-0	3	42	39	3.00	.929
Pekka Rinne	2	120	1-1-0	5	57	52	2.50	.912

##### SHARKS

	GP	MIN	W-L-OT	GA	SA	SV	GAA	SV%
Martin Jones	2	118	1-1-0	5	51	46	2.54	.902
Aaron Dell	1	60	0-1-0	7	46	39	7.00	.848





SAP Center at San Jose • 525 West Santa Clara St.  
 San Jose, CA 95113 • (408) 287-7070  
 GM: Doug Wilson  
 Head Coach: Peter DeBoer  
 PR: Scott Emmert, Ben Guerrero, Joanna Schimmel,  
 Kyle Stuezel

Season	OVERALL						HOME						ROAD								
	GP	W	L	OT	PTS	GF	GA	GP	W	L	OT	PTS	GF	GA	GP	W	L	OT	PTS	GF	GA
1998-99	4	2	2	0	4	10	10	2	1	1	0	2	5	5	2	1	1	0	2	5	5
1999-00	4	1	3	0	2	9	14	2	1	1	0	2	4	7	2	0	2	0	0	5	7
2000-01	4	2	2	0	4	11	10	2	0	2	0	0	3	7	2	2	0	0	4	8	3
2001-02	4	1	2	1	3	6	9	2	0	1	1	1	2	6	2	1	1	0	2	4	3
2002-03	4	2	1	1	5	11	8	2	1	1	0	2	5	4	2	1	0	1	3	6	4
2003-04	4	2	2	0	4	14	13	2	2	0	0	4	10	5	2	0	2	0	0	4	8
2005-06	4	2	0	2	6	9	9	2	2	0	0	4	5	3	2	0	0	2	2	4	6
2006-07	4	3	1	0	6	13	9	2	2	0	0	4	9	3	2	1	1	0	2	4	6
2007-08	4	0	4	0	0	6	14	2	0	2	0	0	3	7	2	0	2	0	0	3	7
2008-09	4	2	1	1	5	10	12	2	1	1	0	2	4	6	2	1	0	1	3	6	6
2009-10	4	1	3	0	2	15	19	2	1	1	0	2	7	7	2	0	2	0	0	8	12
2010-11	4	2	0	2	6	8	8	2	1	0	1	3	4	4	2	1	0	1	3	4	4
2011-12	4	2	1	1	5	12	10	2	1	1	0	2	7	5	2	1	0	1	3	5	5
2012-13	3	2	1	0	4	4	3	1	1	0	0	2	1	0	2	1	1	0	2	3	3
2013-14	3	3	0	0	6	9	4	2	2	0	0	4	6	4	1	1	0	0	2	3	0
2014-15	3	1	2	0	2	5	5	1	1	0	0	2	5	1	2	0	2	0	0	0	4
2015-16	3	2	0	1	5	10	6	2	1	0	1	3	8	5	1	1	0	0	2	2	1
2016-17	3	2	1	0	4	11	7	1	1	0	0	2	7	2	2	1	1	0	2	4	5
2017-18	3	2	1	0	4	13	8	2	2	0	0	4	12	4	1	0	1	0	0	1	4
<b>Totals</b>	<b>70</b>	<b>34</b>	<b>27</b>	<b>9</b>	<b>77</b>	<b>184</b>	<b>175</b>	<b>35</b>	<b>21</b>	<b>11</b>	<b>3</b>	<b>45</b>	<b>107</b>	<b>84</b>	<b>35</b>	<b>13</b>	<b>16</b>	<b>6</b>	<b>32</b>	<b>77</b>	<b>91</b>

OT column includes both ties and overtime losses in 1999-00, 2000-01, 2001-02 (one home tie), 2002-03 (one road tie) and 2003-04. OT column includes ties in 1998-99.

DATE	VISITOR	HOME	DATE	VISITOR	HOME	
1998-99	November 10, 1998	NASHVILLE 4 San Jose 2	2008-09	November 11, 2008	NASHVILLE 4 San Jose 3 OT	
	December 10, 1998	San Jose 1 NASHVILLE 2		November 17, 2008	SAN JOSE 4 Nashville 1	
	December 17, 1998	Nashville 1 SAN JOSE 3		March 19, 2009	Nashville 2 SAN JOSE 3 SO	
	January 7, 1999	SAN JOSE 4 Nashville 3		March 26, 2009	San Jose 2 NASHVILLE 3	
1999-00	October 14, 1999	SAN JOSE 5 Nashville 1	2009-10	November 10, 2009	Nashville 3 SAN JOSE 4	
	October 28, 1999	Nashville 2 SAN JOSE 3		November 17, 2009	San Jose 3 NASHVILLE 4	
	January 1, 2000	San Jose 2 NASHVILLE 3		February 6, 2010	SAN JOSE 4 Nashville 3	
	March 2, 2000	Nashville 3 SAN JOSE 4		March 11, 2010	Nashville 5 SAN JOSE 8	
2000-01	October 21, 2000	SAN JOSE 5 Nashville 3	2010-11	December 15, 2010	San Jose 2 NASHVILLE 3	
	January 13, 2001	NASHVILLE 5 San Jose 3		January 8, 2010	NASHVILLE 2 San Jose 1	
	February 16, 2001	SAN JOSE 2 Nashville 0		February 15, 2011	SAN JOSE 2 Nashville 1 OT	
	March 10, 2001	NASHVILLE 3 San Jose 0		March 8, 2011	Nashville 2 SAN JOSE 3 OT	
2001-02	November 27, 2001	Nashville 2 SAN JOSE 3	2011-12	October 25, 2011	SAN JOSE 3 Nashville 1	
	December 23, 2001	San Jose 1 Nashville 1 OT		November 5, 2011	NASHVILLE 4 San Jose 3 OT	
	February 26, 2002	SAN JOSE 5 Nashville 1		February 25, 2012	San Jose 2 NASHVILLE 6	
	March 5, 2002	NASHVILLE 2 San Jose 0		March 15, 2012	Nashville 1 SAN JOSE 2 SO	
2002-03	October 24, 2002	SAN JOSE 2 Nashville 1	2012-13	February 2, 2013	NASHVILLE 2 San Jose 1 SO	
	November 7, 2002	Nashville 2 San Jose 2 OT		February 12, 2013	San Jose 0 NASHVILLE 1 OT	
	November 27, 2002	San Jose 2 NASHVILLE 4		March 2, 2012	Nashville 1 SAN JOSE 2	
	December 7, 2002	NASHVILLE 4 San Jose 2	2013-14	December 14, 2013	San Jose 2 NASHVILLE 3	
2003-04	November 22, 2003	Nashville 1 SAN JOSE 3		January 7, 2014	San Jose 2 NASHVILLE 3	
	December 29, 2003	Nashville 2 SAN JOSE 5		April 5, 2014	NASHVILLE 3 San Jose 0	
	January 31, 2004	San Jose 2 SAN NASHVILLE 3 OT	2014-15	December 13, 2014	Nashville 0 SAN JOSE 2	
	February 18, 2004	San Jose 3 NASHVILLE 7		February 17, 2015	San Jose 1 NASHVILLE 5	
2005-06	October 5, 2005	San Jose 2 NASHVILLE 3		March 12, 2015	Nashville 0 SAN JOSE 2	
	October 22, 2005	San Jose 1 NASHVILLE 2	2015-16	October 28, 2015	NASHVILLE 2 San Jose 1	
	November 22, 2005	Nashville 2 SAN JOSE 3 OT		February 6, 2016	San Jose 2 NASHVILLE 6	
	March 11, 2006	Nashville 2 SAN JOSE 3 OT		April 2, 2016	Nashville 2 SAN JOSE 3 SO	
2006-07	October 26, 2006	San Jose 3 NASHVILLE 4	2016-17	October 29, 2016	Nashville 1 SAN JOSE 4	
	December 9, 2006	Nashville 1 SAN JOSE 3		March 11, 2017	NASHVILLE 3 San Jose 2	
	February 14, 2007	San Jose 0 NASHVILLE 5		March 25, 2017	San Jose 2 NASHVILLE 7	
	February 28, 2007	NASHVILLE 4 San Jose 3 SO	2017-18	November 1, 2017	Nashville 1 SAN JOSE 4	
2007-08	October 20, 2007	Nashville 0 SAN JOSE 3		February 22, 2018	San Jose 1 NASHVILLE 7	
	December 29, 2007	SAN JOSE 2 Nashville 5		March 29, 2018	San Jose 3 NASHVILLE 5	
	February 9, 2008	Nashville 3 SAN JOSE 4				
	March 11, 2008	SAN JOSE 2 Nashville 1				

NHL & OPPONENTS



# NHL & OPPONENTS

## TAMPA BAY LIGHTNING

### 2017-18 SEASON SERIES

#### @ NASHVILLE

Date	Score	W/Goal
23 Jan '18 *	TBL 4 @ NSH 3	Yanni Gourde

#### GOALS BY PERIOD

	1st	2nd	3rd	OT	Total
Nashville	3	2	2	0	7
Tampa Bay	2	1	1	1	5

#### INDIVIDUAL SCORING

PLAYER	PREDATORS							
	GP	G	A	P	+/-	PIM	PP	SH
Filip Forsberg	1	2	1	3	3	0	1	0
P.K. Subban	2	1	2	3	0	0	1	0
Ryan Johansen	2	1	1	2	0	0	0	0
Mattias Ekholm	2	0	2	2	1	0	0	0
Ryan Ellis	2	1	0	1	-1	0	1	0
Craig Smith	2	1	0	1	3	2	0	0
Viktor Arvidsson	1	1	0	1	-2	0	0	0
Matt Irwin	2	0	1	1	0	2	0	0
Roman Josi	2	0	1	1	0	0	0	0
Colton Sissons	2	0	1	1	-1	0	0	0
Pontus Aberg	1	0	1	1	0	0	0	0
Nick Bonino	2	0	0	0	1	2	0	0
Kevin Fiala	2	0	0	0	0	2	0	0
Mikka Salomaki	2	0	0	0	-2	2	0	0
Kyle Turris	2	0	0	0	0	0	0	0
Austin Watson	2	0	0	0	-2	0	0	0
Anthony Bitetto	1	0	0	0	0	2	0	0
Alexei Emelin	1	0	0	0	-1	0	0	0
Mike Fisher	1	0	0	0	-1	0	0	0
Ryan Hartman	1	0	0	0	0	2	0	0
Scott Hartnell	1	0	0	0	0	0	0	0
Calle Jarnkrok	1	0	0	0	-1	0	0	0
Eeli Tolvanen	1	0	0	0	0	0	0	0

Power Play: 3-5 60.0% / Penalty Killing: 7-7 100.0%

#### @ TAMPA BAY

Date	Score	W/Goal
01 Apr '18	NSH 4 @ TBL 1	Filip Forsberg

\* overtime \*\* shootout

#### SHOTS BY PERIOD

	1st	2nd	3rd	OT	Total
Nashville	21	17	18	2	58
Tampa Bay	19	24	15	3	61

PLAYER	LIGHTNING							
	GP	G	A	P	+/-	PIM	PP	SH
Chris Kunitz	2	1	2	3	1	0	0	0
Steven Stamkos	2	1	1	2	2	0	0	0
Vladislav Namestnikov	1	1	1	2	4	0	0	0
Yanni Gourde	2	1	0	1	1	0	0	0
Ondrej Palat	1	1	0	1	1	2	0	0
Anton Stralman	2	0	1	1	0	0	0	0
Slater Koekoek	1	0	1	1	2	0	0	0
Ryan Callahan	2	0	0	0	-1	0	0	0
Braydon Coburn	2	0	0	0	1	0	0	0
Dan Girardi	2	0	0	0	0	2	0	0
Tyler Johnson	2	0	0	0	-1	2	0	0
Alex Killorn	2	0	0	0	1	0	0	0
Nikita Kucherov	2	0	0	0	-2	0	0	0
Cedric Paquette	2	0	0	0	-1	2	0	0
Brayden Point	2	0	0	0	-2	0	0	0
Michael Bournival	1	0	0	0	0	0	0	0
Anthony Cirelli	1	0	0	0	1	0	0	0
Jake Dolchin	1	0	0	0	0	0	0	0
Victor Hedman	1	0	0	0	-1	2	0	0
Ryan McDonagh	1	0	0	0	-1	0	0	0
J.T. Miller	1	0	0	0	-2	0	0	0
Matthew Peca	1	0	0	0	0	0	0	0
Mikhail Sergachev	1	0	0	0	0	0	0	0
Andrej Sustr	1	0	0	0	0	0	0	0

Power Play: 0-7 0.0% / Penalty Killing: 2-5 40.0%

#### GOALTENDING

##### PREDATORS

	GP	MIN	W-L-OT	GA	SA	SV	GAA	SV%
Juuse Saros	2	122	1-0-1	5	61	56	2.46	.918

##### LIGHTNING

	GP	MIN	W-L-OT	GA	SA	SV	GAA	SV%
Louis Domingue	1	62	1-0-0	3	33	30	2.91	.909
Andrei Vasilevskiy	1	59	0-1-0	4	25	21	4.05	.840



Amalie Arena • 401 Channelside Drive  
 Tampa, FL 33602 • (813) 301-6500  
 GM: Julien BriseBois  
 Head Coach: Jon Cooper  
 PR: Bill Wickett, Brian Breseman,  
 Trevor Van Knotsenburg, Bryan Burns, Matt Sammon

Season	OVERALL						HOME						ROAD								
	GP	W	L	OT	PTS	GF	GA	GP	W	L	OT	PTS	GF	GA	GP	W	L	OT	PTS	GF	GA
1998-99	2	1	1	0	2	5	3	1	0	1	0	0	2	3	1	1	0	0	2	3	0
1999-00	2	0	1	1	1	6	7	1	0	1	0	0	2	3	1	0	0	1	1	4	4
2000-01	1	1	0	0	2	3	2	1	1	0	0	2	3	2	0	0	0	0	0	0	0
2001-02	2	0	2	0	0	1	6	1	0	1	0	0	0	1	1	0	1	0	0	1	5
2002-03	2	1	0	1	3	5	4	1	1	0	0	2	3	2	1	0	0	1	1	2	2
2003-04	1	0	1	0	0	2	5	1	0	1	0	0	2	5	0	0	0	0	0	0	0
2005-06	1	0	1	0	0	3	4	0	0	0	0	0	0	0	1	0	1	0	0	3	4
2007-08	1	0	0	1	1	1	2	1	0	0	1	1	1	2	0	0	0	0	0	0	0
2008-09	1	0	1	0	0	1	4	0	0	0	0	0	0	0	1	0	1	0	0	1	4
2009-10	1	1	0	0	2	7	4	1	1	0	0	2	7	4	0	0	0	0	0	0	0
2010-11	1	1	0	0	2	4	3	0	0	0	0	0	0	0	1	1	0	0	2	4	3
2011-12	1	1	0	0	2	5	3	1	1	0	0	2	5	3	0	0	0	0	0	0	0
2012-13	0	0	0	0	0	0	0	0	0	0	0	0	0	0	0	0	0	0	0	0	0
2013-14	2	1	1	0	2	5	6	1	1	0	0	2	3	2	1	0	1	0	0	2	4
2014-15	2	2	0	0	4	6	4	1	1	0	0	2	3	2	1	1	0	0	2	3	2
2015-16	2	1	0	1	3	8	8	1	1	0	0	2	5	4	1	0	0	1	1	3	4
2016-17	2	2	0	0	4	9	2	1	1	0	0	2	3	1	1	1	0	0	2	6	1
2017-18	2	1	0	1	3	7	5	1	0	0	1	1	3	4	1	1	0	0	2	4	1
<b>Totals</b>	<b>26</b>	<b>13</b>	<b>8</b>	<b>5</b>	<b>31</b>	<b>77</b>	<b>72</b>	<b>14</b>	<b>8</b>	<b>4</b>	<b>2</b>	<b>18</b>	<b>41</b>	<b>38</b>	<b>12</b>	<b>5</b>	<b>4</b>	<b>3</b>	<b>13</b>	<b>36</b>	<b>34</b>

OT column includes both ties and overtime losses in 1999-00 (one road tie), 2000-01, 2001-02, 2002-03 (one road tie) and 2003-04. OT column includes ties in 1998-99.

DATE	VISITOR	HOME
1998-99	January 21, 1999	TAMPA BAY 3 Nashville 2
	March 24, 1999	NASHVILLE 3 Tampa Bay 0
1999-00	December 14, 1999	Nashville 4 Tampa Bay 4 OT
	February 26, 2000	TAMPA BAY 3 Nashville 2
2000-01	February 18, 2001	Tampa Bay 2 NASHVILLE 3
2001-02	December 26, 2001	TAMPA BAY 1 Nashville 0
	March 10, 2002	Nashville 1 TAMPA BAY 5
2002-03	December 21, 2002	Nashville 2 Tampa Bay 2 OT
	January 25, 2003	Tampa Bay 2 NASHVILLE 3
2003-04	February 5, 2004	TAMPA BAY 5 Nashville 2
2005-06	December 10, 2005	Nashville 3 TAMPA BAY 4
2007-08	February 7, 2008	TAMPA BAY 2 Nashville 1 OT
2008-09	November 21, 2008	Nashville 1 TAMPA BAY 4
2009-10	December 15, 2009	Tampa Bay 4 NASHVILLE 7

DATE	VISITOR	HOME
2010-11	October 24, 2010	NASHVILLE 4 Tampa Bay 3
2011-12	October 27, 2011	Tampa Bay 3 NASHVILLE 5
2013-14	December 19, 2013	Nashville 2 TAMPA BAY 4
	February 27, 2014	Tampa Bay 2 NASHVILLE 3
2014-15	February 10, 2015	Tampa Bay 2 NASHVILLE 3 OT
	March 26, 2015	NASHVILLE 3 Tampa Bay 2
2015-16	October 20, 2015	Tampa Bay 4 NASHVILLE 5 SO
	February 12, 2016	Nashville 3 TAMPA BAY 4 OT
2016-17	November 21, 2016	Tampa Bay 1 NASHVILLE 3
	January 5, 2017	NASHVILLE 6 Tampa Bay 1
2017-18	January 23, 2018	TAMPA BAY 4 Nashville 3 OT
	April 1, 2018	NASHVILLE 4 Tampa Bay 1

NHL & OPPONENTS



# NHL & OPPONENTS

## TORONTO MAPLE LEAFS

### 2017-18 SEASON SERIES

#### @ NASHVILLE

Date	Score	W/Goal
22 Mar '18	TOR 5 @ NSH 2	William Nylander

#### GOALS BY PERIOD

	1st	2nd	3rd	OT	Total
Nashville	0	2	2	0	4
Toronto	2	3	2	0	7

#### INDIVIDUAL SCORING

PLAYER	PREDATORS							
	GP	G	A	P	+/-	PIM	PP	SH
Viktor Arvidsson	2	2	0	2	0	0	1	0
Scott Hartnell	2	1	0	1	-2	0	0	0
Colton Sissons	2	1	0	1	1	0	0	0
Ryan Ellis	2	0	1	1	-1	0	0	0
P.K. Subban	2	0	1	1	-3	0	0	0
Austin Watson	2	0	1	1	-1	0	0	0
Pontus Aberg	1	0	1	1	1	0	0	0
Mike Fisher	1	0	1	1	-1	2	0	0
Nick Bonino	2	0	0	0	-1	0	0	0
Mattias Ekholm	2	0	0	0	-2	0	0	0
Alexei Emelin	2	0	0	0	-1	0	0	0
Kevin Fiala	2	0	0	0	0	2	0	0
Ryan Johansen	2	0	0	0	0	0	0	0
Roman Josi	2	0	0	0	2	0	0	0
Craig Smith	2	0	0	0	-1	0	0	0
Kyle Turris	2	0	0	0	-1	0	0	0
Filip Forsberg	1	0	0	0	0	2	0	0
Ryan Hartman	1	0	0	0	-1	0	0	0
Matt Irwin	1	0	0	0	1	0	0	0
Calle Jarnkrok	1	0	0	0	-1	2	0	0
Miikka Salomaki	1	0	0	0	1	2	0	0
Yannick Weber	1	0	0	0	0	0	0	0

Power Play: 1-8 12.5% / Penalty Killing: 3-5 60.0%

#### @ TORONTO

Date	Score	W/Goal
07 Feb '18 **	NSH 2 @ TOR 3	James van Riemsdyk

\* overtime \*\* shootout

#### SHOTS BY PERIOD

	1st	2nd	3rd	OT	Total
Nashville	12	28	28	3	71
Toronto	24	21	11	4	60

PLAYER	MAPLE LEAFS								
	GP	G	A	P	+/-	PIM	PP	SH	
James van Riemsdyk	2	2	1	3	2	2	2	1	0
Morgan Rielly	2	0	3	3	1	0	0	0	0
Mitchell Marner	2	1	1	2	-1	0	1	0	0
Tyler Bozak	2	0	2	2	2	2	0	0	0
Connor Brown	2	0	2	2	2	2	0	0	0
Travis Dermott	2	0	2	2	1	0	0	0	0
Jake Gardiner	2	1	0	1	-1	0	0	0	0
Kasperi Kapanen	2	1	0	1	1	0	0	1	0
Auston Matthews	2	1	0	1	0	2	0	0	0
William Nylander	2	1	0	1	0	2	0	0	0
Ron Hainsey	2	0	1	1	0	0	0	0	0
Zach Hyman	2	0	1	1	-1	2	0	0	0
Dominic Moore	1	0	1	1	1	2	0	0	0
Nazem Kadri	2	0	0	0	-1	0	0	0	0
Patrick Marleau	2	0	0	0	0	0	0	0	0
Roman Polak	2	0	0	0	2	0	0	0	0
Nikita Zaitsev	2	0	0	0	1	0	0	0	0
Andreas Johansson	1	0	0	0	0	0	0	0	0
Leo Komarov	1	0	0	0	0	0	0	0	0
Tomas Plekanec	1	0	0	0	0	2	0	0	0

Power Play: 2-5 40.0% / Penalty Killing: 7-8 87.5%

#### GOALTENDING

##### PREDATORS

	GP	MIN	W-L-OT	GA	SA	SV	GAA	SV%
Pekka Rinne	2	125	0-1-1	7	60	53	3.37	.883

##### MAPLE LEAFS

	GP	MIN	W-L-OT	GA	SA	SV	GAA	SV%
Fredrik Andersen	2	125	2-0-0	4	71	67	1.92	.944



Air Canada Centre • 40 Bay St. Suite 400  
 Toronto, ON M5J 2X2 • (416) 815-5700

GM: Kyle Dubas

Head Coach: Mike Babcock

PR: Steve Keogh, Scott McNaughton, Chris Lund,  
 Colin McBride

Season	OVERALL							HOME							ROAD							
	GP	W	L	OT	PTS	GF	GA	GP	W	L	OT	PTS	GF	GA	GP	W	L	OT	PTS	GF	GA	
1998-99	1	0	0	1	1	2	2	0	0	0	0	0	0	0	1	0	0	1	1	2	2	2
1999-00	1	1	0	0	2	4	2	0	0	0	0	0	0	0	1	1	0	0	2	4	2	2
2000-01	1	1	0	0	2	3	1	0	0	0	0	0	0	0	1	1	0	0	2	3	1	1
2001-02	2	1	1	0	2	6	6	1	1	0	0	2	3	2	1	0	1	0	0	3	4	4
2002-03	1	1	0	0	2	5	2	0	0	0	0	0	0	0	1	1	0	0	2	5	2	2
2003-04	1	0	1	0	0	1	2	0	0	0	0	0	0	0	1	0	1	0	0	1	2	2
2006-07	1	1	0	0	2	4	2	1	1	0	0	2	4	2	0	0	0	0	0	0	0	0
2007-08	1	0	1	0	0	1	3	0	0	0	0	0	0	0	1	0	1	0	0	1	3	3
2008-09	1	1	0	0	2	2	0	0	0	0	0	0	0	0	1	1	0	0	2	2	2	2
2009-10	1	0	1	0	0	3	4	1	0	1	0	0	3	4	0	0	0	0	0	0	0	0
2010-11	1	0	1	0	0	4	5	0	0	0	0	0	0	0	1	0	1	0	0	4	5	5
2011-12	1	1	0	0	2	4	1	1	1	0	0	2	4	1	0	0	0	0	0	0	0	0
2012-13	0	0	0	0	0	0	0	0	0	0	0	0	0	0	0	0	0	0	0	0	0	0
2013-14	2	1	1	0	2	4	6	1	0	1	0	0	0	4	1	1	0	0	2	4	2	2
2014-15	2	2	0	0	4	13	5	1	1	0	0	2	4	3	1	1	0	0	2	9	2	2
2015-16	2	1	0	1	3	4	4	1	0	0	1	1	1	2	1	1	0	0	2	3	2	2
2016-17	2	0	2	0	0	3	9	1	0	1	0	0	1	3	1	0	1	0	0	2	6	6
2017-18	2	0	1	1	1	4	7	1	0	1	0	0	2	5	1	0	0	1	1	2	2	2
<b>Totals</b>	<b>23</b>	<b>11</b>	<b>9</b>	<b>3</b>	<b>25</b>	<b>67</b>	<b>60</b>	<b>9</b>	<b>4</b>	<b>4</b>	<b>1</b>	<b>9</b>	<b>22</b>	<b>25</b>	<b>14</b>	<b>7</b>	<b>5</b>	<b>2</b>	<b>16</b>	<b>45</b>	<b>35</b>	<b>35</b>

OT column includes both ties and overtime losses in 1999-00, 2000-01, 2001-02, 2002-03 and 2003-04. OT column includes ties in 1998-99 (one road tie).

DATE	VISITOR	HOME
1998-99	October 19, 1998	Nashville 2 Toronto 2 OT
1999-00	October 11, 1999	NASHVILLE 4 Toronto 2
2000-01	December 20, 2000	NASHVILLE 3 Toronto 1
2001-02	January 8, 2002	Nashville 3 TORONTO 4
	January 17, 2002	Toronto 2 NASHVILLE 3 OT
2002-03	February 23, 2003	NASHVILLE 5 Toronto 2
2003-04	January 6, 2004	Nashville 1 TORONTO 2
2006-07	February 8, 2007	Toronto 2 NASHVILLE 4
2007-08	December 4, 2007	Nashville 1 TORONTO 3
2008-09	January 13, 2009	NASHVILLE 2 Toronto 0
2009-10	January 18, 2010	TORONTO 4 Nashville 3
2010-11	November 16, 2010	Nashville 4 TORONTO 5

DATE	VISITOR	HOME
2011-12	November 17, 2011	Toronto 1 NASHVILLE 4
2013-14	October 10, 2013	TORONTO 4 Nashville 0
	November 21, 2013	NASHVILLE 4 Toronto 2
2014-15	November 18, 2014	NASHVILLE 9 Toronto 2
	February 3, 2015	Toronto 3 NASHVILLE 4
2015-16	November 12, 2015	TORONTO 2 Nashville 1 SO
	February 23, 2016	NASHVILLE 3 Toronto 2
2016-17	November 15, 2016	Nashville 2 TORONTO 6
	March 30, 2017	TORONTO 3 Nashville 1
2017-18	February 7, 2018	Nashville 2 TORONTO 3 SO
	March 22, 2018	TORONTO 5 Nashville 2

NHL & OPPONENTS



# NHL & OPPONENTS

## VANCOUVER CANUCKS

### 2017-18 SEASON SERIES

#### @ NASHVILLE

Date	Score	W/Goal
30 Nov '17	VAN 5 @ NSH 3	Brock Boeser

#### GOALS BY PERIOD

	1st	2nd	3rd	OT	Total
Nashville	2	6	5	1	14
Vancouver	1	4	4	0	9

#### INDIVIDUAL SCORING

PLAYER	PREDATORS							
	GP	G	A	P	+/-	PIM	PP	SH
Craig Smith	2	2	3	5	2	2	0	0
Filip Forsberg	3	2	2	4	3	4	2	0
Calle Jarnkrok	3	2	2	4	4	0	0	0
Kevin Fiala	3	2	1	3	1	0	0	0
P.K. Subban	3	2	1	3	2	14	0	0
Viktor Arvidsson	3	1	2	3	0	0	0	1
Ryan Ellis	1	1	1	2	1	0	0	0
Mattias Ekholm	3	0	2	2	4	0	0	0
Ryan Johansen	3	0	2	2	-1	15	0	0
Kyle Turris	3	0	2	2	3	4	0	0
Roman Josi	2	0	2	1	2	0	0	0
Nick Bonino	3	1	0	1	0	0	0	0
Mike Fisher	1	1	0	1	2	0	0	0
Matt Irwin	3	0	1	1	2	2	0	0
Alexei Emelin	3	0	0	0	2	2	0	0
Colton Sissons	3	0	0	0	2	0	0	0
Austin Watson	3	0	0	0	-1	0	0	0
Anthony Bitetto	2	0	0	0	0	0	0	0
Miikka Salomaki	2	0	0	0	-1	2	0	0
Pontus Aberg	1	0	0	0	2	0	0	0
Frederick Gaudreau	1	0	0	0	0	0	0	0
Ryan Hartman	1	0	0	0	0	2	0	0
Scott Hartnell	1	0	0	0	1	10	0	0
Yannick Weber	1	0	0	0	1	0	0	0

Power Play: 2-10 20.0% / Penalty Killing: 9-13 69.2%

#### @ VANCOUVER

Date	Score	W/Goal
02 Mar '18 *	NSH 4 @ VAN 3	Calle Jarnkrok
13 Dec '17	NSH 7 @ VAN 1	Viktor Arvidsson

\* overtime \*\* shootout

#### SHOTS BY PERIOD

	1st	2nd	3rd	OT	Total
Nashville	40	40	42	1	123
Vancouver	25	35	25	0	85

PLAYER	CANUCKS							
	GP	G	A	P	+/-	PIM	PP	SH
Brock Boeser	3	2	3	5	3	0	0	0
Daniel Sedin	3	2	3	5	1	0	2	0
Henrik Sedin	3	0	5	5	1	0	0	0
Alexander Edler	3	0	3	3	-1	4	0	0
Loui Eriksson	2	2	0	2	-2	0	0	0
Bo Horvat	2	1	1	2	-1	0	1	0
Alexander Burmistrov	1	1	0	1	-2	0	1	0
Brandon Sutter	1	1	0	1	0	2	0	0
Nikolay Goldobin	3	0	1	1	-3	0	0	0
Ben Hutton	3	0	1	1	-1	0	0	0
Darren Archibald	1	0	1	1	0	0	0	0
Michael Del Zotto	3	0	0	0	-4	4	0	0
Sam Gagner	3	0	0	0	-5	0	0	0
Derrick Pouliot	3	0	0	0	-6	0	0	0
Troy Stecher	3	0	0	0	-2	2	0	0
Jake Virtanen	3	0	0	0	-2	16	0	0
Sven Baertschi	2	0	0	0	0	0	0	0
Brendan Gaunce	2	0	0	0	-2	0	0	0
Markus Granlund	2	0	0	0	-3	4	0	0
Christopher Tanev	2	0	0	0	-3	2	0	0
Thomas Vanek	2	0	0	0	-2	0	0	0
Michael Chaput	1	0	0	0	-2	0	0	0
Erik Gudbranson	1	0	0	0	-1	0	0	0
Brendan Leipsic	1	0	0	0	-1	0	0	0
Tyler Motte	1	0	0	0	0	0	0	0

Power Play: 4-13 30.8% / Penalty Killing: 8-10 80.0%

#### GOALTENDING

##### PREDATORS

	GP	MIN	W-L-OT	GA	SA	SV	GAA	SV%
Pekka Rinne	2	119	1-1-0	5	57	52	2.53	.912
Juuse Saros	1	61	1-0-0	3	27	24	2.97	.889

##### CANUCKS

	GP	MIN	W-L-OT	GA	SA	SV	GAA	SV%
Anders Nilsson	2	120	1-1-0	10	80	70	5.00	.875
Jacob Markstrom	1	61	0-0-1	4	43	39	3.95	.907



Season	OVERALL								HOME								ROAD							
	GP	W	L	OT	PTS	GF	GA	GP	W	L	OT	PTS	GF	GA	GP	W	L	OT	PTS	GF	GA			
1998-99	4	3	1	0	6	18	14	2	2	0	0	4	9	5	2	1	1	0	2	9	9			
1999-00	5	2	2	1	5	9	13	3	1	1	1	3	6	8	2	1	1	0	2	3	5			
2000-01	4	0	3	1	1	10	17	2	0	1	1	1	6	9	2	0	2	0	0	4	8			
2001-02	4	1	3	0	2	9	16	2	1	1	0	2	6	7	2	0	2	0	0	3	9			
2002-03	4	1	3	0	2	10	16	2	1	1	0	2	4	5	2	0	2	0	0	6	11			
2003-04	4	0	2	2	2	7	12	2	0	1	1	1	4	6	2	0	1	1	1	3	6			
2005-06	4	3	1	0	6	14	7	2	2	0	0	4	8	1	2	1	1	0	2	6	6			
2006-07	4	2	1	1	5	12	8	2	1	0	1	3	9	4	2	1	1	0	2	3	4			
2007-08	4	1	2	1	3	9	14	2	0	1	1	1	4	8	2	1	1	0	2	5	6			
2008-09	4	1	3	0	2	7	12	2	0	2	0	0	2	5	2	1	1	0	2	5	7			
2009-10	4	2	2	0	4	10	12	2	1	1	0	2	6	6	2	1	1	0	2	4	6			
2010-11	4	2	2	0	4	8	6	2	1	1	0	2	4	4	2	1	1	0	2	4	2			
2011-12	4	2	1	1	5	13	15	2	1	0	1	3	6	5	2	1	1	0	2	7	10			
2012-13	3	0	3	0	0	6	13	2	0	2	0	0	2	6	1	0	1	0	0	4	7			
2013-14	3	1	2	0	2	3	6	1	0	1	0	0	1	3	2	1	1	0	2	2	3			
2014-15	3	2	0	1	5	12	7	2	1	0	1	3	9	6	1	1	0	0	2	3	1			
2015-16	3	2	1	0	4	7	7	1	1	0	0	2	3	2	2	1	1	0	2	4	5			
2016-17	3	2	1	0	4	6	4	2	2	0	0	4	6	3	1	0	1	0	0	0	1			
2017-18	3	2	1	0	4	14	9	1	0	1	0	0	3	5	2	2	0	0	4	11	4			
<b>Totals</b>	<b>71</b>	<b>29</b>	<b>34</b>	<b>8</b>	<b>68</b>	<b>183</b>	<b>205</b>	<b>36</b>	<b>15</b>	<b>14</b>	<b>7</b>	<b>37</b>	<b>97</b>	<b>95</b>	<b>35</b>	<b>14</b>	<b>20</b>	<b>1</b>	<b>29</b>	<b>86</b>	<b>110</b>			

OT column includes both ties and overtime losses in 1999-00 (one home OTL), 2000-01 (one home tie), 2001-02, 2002-03 and 2003-04 (one home OTL & one road tie).

OT column includes ties in 1998-99.

DATE	VISITOR	HOME	DATE	VISITOR	HOME	
1998-99	October 27, 1998	Vancouver 4 NASHVILLE 5	2008-09	November 4, 2008	Nashville 0 VANCOUVER 4	
	November 7, 1998	Nashville 3 VANCOUVER 5		December 9, 2008	VANCOUVER 3 Nashville 1	
	December 19, 1998	NASHVILLE 6 Vancouver 4		January 1, 2009	VANCOUVER 2 Nashville 1	
	January 19, 1999	Vancouver 1 NASHVILLE 4		January 28, 2009	NASHVILLE 5 Vancouver 3	
1999-00	October 30, 1999	Nashville 1 VANCOUVER 4	2009-10	December 8, 2009	Vancouver 2 NASHVILLE 4	
	November 20, 1999	VANCOUVER 3 Nashville 1		December 22, 2009	Nashville 1 VANCOUVER 4	
	January 13, 2000	VANCOUVER 4 Nashville 3 OT		January 11, 2010	NASHVILLE 3 Vancouver 2	
	January 23, 2000	NASHVILLE 2 Vancouver 1		March 7, 2010	VANCOUVER 4 Nashville 2	
	March 31, 2000	Vancouver 1 NASHVILLE 2	2010-11	January 26, 2011	Nashville 1 VANCOUVER 2	
2000-01	October 24, 2000	Vancouver 4 Nashville 4 OT		February 17, 2011	Vancouver 1 NASHVILLE 3	
	December 4, 2000	Nashville 3 VANCOUVER 6		March 3, 2011	NASHVILLE 3 Vancouver 0	
	January 1, 2001	VANCOUVER 5 Nashville 2		March 29, 2011	VANCOUVER 3 Nashville 1	
	January 8, 2001	Nashville 1 VANCOUVER 2	2011-12	October 20, 2011	Nashville 1 VANCOUVER 5	
2001-02	October 23, 2001	Nashville 2 VANCOUVER 4		January 1, 2012	NASHVILLE 6 Vancouver 5	
	December 20, 2001	Vancouver 2 NASHVILLE 6		February 7, 2012	VANCOUVER 4 Nashville 3 SO	
	January 28, 2002	Nashville 1 VANCOUVER 5		February 21, 2012	Vancouver 2 NASHVILLE 3	
	March 12, 2002	VANCOUVER 5 Nashville 0	2012-13	February 22, 2013	VANCOUVER 1 Nashville 0	
2002-03	December 19, 2002	VANCOUVER 3 Nashville 1		March 14, 2013	Nashville 4 VANCOUVER 7	
	January 14, 2003	Nashville 3 VANCOUVER 4		April 15, 2013	VANCOUVER 5 Nashville 2	
	January 21, 2003	Vancouver 2 NASHVILLE 3	2013-14	December 3, 2013	VANCOUVER 3 Nashville 1	
	March 20, 2003	Nashville 3 VANCOUVER 7		January 23, 2014	NASHVILLE 2 Vancouver 1	
2003-04	November 5, 2003	VANCOUVER 4 Nashville 3		March 19, 2014	Nashville 0 VANCOUVER 2	
	December 16, 2003	VANCOUVER 2 Nashville 1 OT	2014-15	November 2, 2014	NASHVILLE 3 Vancouver 1	
	January 25, 2004	Nashville 1 VANCOUVER 4		January 13, 2015	Vancouver 1 NASHVILLE 5	
	March 16, 2004	Nashville 2 Vancouver 2 OT		March 31, 2015	VANCOUVER 5 Nashville 4 SO	
2005-06	December 28, 2005	Nashville 3 VANCOUVER 4	2015-16	January 26, 2016	NASHVILLE 2 Vancouver 1	
	March 2, 2006	Vancouver 1 NASHVILLE 3		March 12, 2016	Nashville 2 VANCOUVER 4	
	March 9, 2006	NASHVILLE 3 Vancouver 2 OT		March 24, 2016	Vancouver 2 NASHVILLE 3 SO	
	March 14, 2006	Vancouver 0 NASHVILLE 5	2016-17	January 10, 2017	Vancouver 1 NASHVILLE 2	
2006-07	October 21, 2006	VANCOUVER 4 Nashville 3 OT		January 17, 2017	Nashville 0 VANCOUVER 1	
	October 31, 2006	NASHVILLE 3 Vancouver 2		February 7, 2017	Vancouver 2 NASHVILLE 4	
	November 23, 2006	Vancouver 0 NASHVILLE 6	2017-18	November 30, 2017	VANCOUVER 5 Nashville 3	
	March 21, 2007	Nashville 0 VANCOUVER 2		December 13, 2017	NASHVILLE 7 Vancouver 1	
2007-08	November 1, 2007	NASHVILLE 3 Vancouver 0		March 2, 2018	NASHVILLE 4 Vancouver 3	
	December 6, 2007	VANCOUVER 5 Nashville 2				
	February 21, 2008	VANCOUVER 3 Nashville 2 SO				
	March 6, 2008	Nashville 2 VANCOUVER 6				



# NHL & OPPONENTS

## VEGAS GOLDEN KNIGHTS

### 2017-18 SEASON SERIES

#### @ NASHVILLE

Date	Score	W/Goal
16 Jan '18	VGK 0 @ NSH 1	Kevin Fiala
08 Dec '17 **	VGK 4 @ NSH 3	Reilly Smith

#### @ VEGAS

Date	Score	W/Goal
02 Jan '18	NSH 0 @ VGK 3	Reilly Smith

\* overtime \*\* shootout

### GOALS BY PERIOD

	1st	2nd	3rd	OT	Total
Nashville	0	1	3	0	4
Vegas	1	3	2	0	6

### SHOTS BY PERIOD

	1st	2nd	3rd	OT	Total
Nashville	29	39	28	4	100
Vegas	39	39	31	4	113

### INDIVIDUAL SCORING

PLAYER	PREDATORS							
	GP	G	A	P	+/-	PIM	PP	SH
Kevin Fiala	3	1	1	2	0	4	0	0
Viktor Arvidsson	2	1	1	2	-1	0	0	0
Nick Bonino	3	1	0	1	0	2	0	0
Calle Jarnkrok	3	1	0	1	1	0	0	0
Colton Sissons	3	0	1	1	0	4	0	0
P.K. Subban	3	0	1	1	3	2	0	0
Kyle Turris	3	0	1	1	0	0	0	0
Pontus Aberg	2	0	1	1	1	0	0	0
Filip Forsberg	1	0	1	1	0	0	0	0
Mattias Ekholm	3	0	0	0	-2	0	0	0
Alexei Emelin	3	0	0	0	3	2	0	0
Roman Josi	3	0	0	0	-2	0	0	0
Craig Smith	3	0	0	0	0	2	0	0
Austin Watson	3	0	0	0	0	0	0	0
Anthony Bitetto	2	0	0	0	-1	2	0	0
Ryan Ellis	2	0	0	0	-1	0	0	0
Frederick Gaudreau	2	0	0	0	0	0	0	0
Scott Hartnell	2	0	0	0	0	0	0	0
Ryan Johansen	2	0	0	0	-2	0	0	0
Cody McLeod	2	0	0	0	0	0	0	0
Miikka Salomaki	2	0	0	0	0	0	0	0
Matt Irwin	1	0	0	0	0	0	0	0
Yannick Weber	1	0	0	0	0	0	0	0

Power Play: 0-8 0.0% / Penalty Killing: 7-9 77.8%

PLAYER	GOLDEN KNIGHTS							
	GP	G	A	P	+/-	PIM	PP	SH
Nate Schmidt	3	0	3	3	-1	0	0	0
Alex Tuch	3	0	3	3	1	0	0	0
Erik Haula	3	1	1	2	0	0	0	0
David Perron	3	0	2	2	0	4	0	0
William Karlsson	3	1	0	1	0	2	1	0
Jonathan Marchessault	3	1	0	1	1	2	0	0
James Neal	3	1	0	1	-2	2	0	0
Reilly Smith	3	1	0	1	0	0	1	0
Shea Theodore	3	1	0	1	1	0	0	0
Deryk Engelland	3	0	1	1	1	0	0	0
Colin Miller	3	0	1	1	0	2	0	0
Luca Sbisa	1	0	1	1	0	0	0	0
Pierre-Edouard Bellemare	3	0	0	0	0	0	0	0
Oscar Lindberg	3	0	0	0	0	0	0	0
Brayden McNabb	3	0	0	0	-1	4	0	0
Tomas Nosek	3	0	0	0	1	0	0	0
Cody Eakin	2	0	0	0	0	2	0	0
Brendan Leipsic	2	0	0	0	0	0	0	0
Ryan Carpenter	1	0	0	0	0	0	0	0
William Carrier	1	0	0	0	0	0	0	0
Brad Hunt	1	0	0	0	0	0	0	0
Jon Merrill	1	0	0	0	0	0	0	0

Power Play: 2-9 22.2% / Penalty Killing: 8-8 100.0%

### GOALTENDING

#### PREDATORS

	GP	MIN	W-L-OT	GA	SA	SV	GAA	SV%
Juuse Saros	1	60	1-0-0	0	43	43	0.00	1.000
Pekka Rinne	2	123	0-1-1	5	69	64	2.44	.928

#### GOLDEN KNIGHTS

	GP	MIN	W-L-OT	GA	SA	SV	GAA	SV%
Marc-Andre Fleury	2	118	1-1-0	1	56	55	0.51	.982
Malcom Subban	1	64	1-0-0	3	44	41	2.81	.932





T-Mobile Arena • 3780 S. Las Vegas Blvd.  
 Las Vegas, NV 89158 • (702) 692-1600  
 GM: George McPhee  
 Head Coach: Gerard Gallant  
 PR: Eric Tosi, Sage Sammons, Alyssa Girardi

Season	OVERALL						HOME						ROAD									
	GP	W	L	OT	PTS	GF	GA	GP	W	L	OT	PTS	GF	GA	GP	W	L	OT	PTS	GF	GA	
2017-18	3	1	1	1	3	4	6	2	1	0	1	3	4	3	1	0	1	0	0	0	0	3
<b>Totals</b>	<b>3</b>	<b>1</b>	<b>1</b>	<b>1</b>	<b>3</b>	<b>4</b>	<b>6</b>	<b>2</b>	<b>1</b>	<b>0</b>	<b>1</b>	<b>3</b>	<b>4</b>	<b>3</b>	<b>1</b>	<b>0</b>	<b>1</b>	<b>0</b>	<b>0</b>	<b>0</b>	<b>0</b>	<b>3</b>

DATE	VISITOR	HOME
2017-18 December 8, 2017	VEGAS	4 Nashville 3 SO
January 2, 2018	Nashville	0 VEGAS 3
January 16, 2018	NASHVILLE	1 Vegas 0

NHL & OPPONENTS





# NHL & OPPONENTS

## WASHINGTON CAPITALS

### 2017-18 SEASON SERIES

#### @ NASHVILLE

Date	Score	W/Goal
14 Nov '17	WSH 3 @ NSH 6	Kevin Fiala

#### GOALS BY PERIOD

	1st	2nd	3rd	OT	Total
Nashville	3	5	2	-	10
Washington	0	5	1	-	6

#### INDIVIDUAL SCORING

PLAYER	PREDATORS							
	GP	G	A	P	+/-	PIM	PP	SH
Craig Smith	2	3	0	3	3	0	1	0
Roman Josi	2	1	2	3	4	2	1	0
Kyle Turris	2	0	3	3	3	2	0	0
Mattias Ekholm	2	1	1	2	1	0	1	0
Kevin Fiala	2	1	1	2	3	2	0	0
Ryan Johansen	2	1	1	2	1	2	0	0
Colton Sissons	2	0	2	2	0	0	0	0
Ryan Ellis	1	0	2	2	2	0	0	0
Nick Bonino	2	1	0	1	-1	2	0	0
Filip Forsberg	2	1	0	1	2	0	0	0
Mikikka Salomaki	2	1	0	1	2	0	0	0
Viktor Arvidsson	2	0	1	1	1	0	0	0
Matt Irwin	2	0	1	1	1	0	0	0
P.K. Subban	2	0	1	1	-1	2	0	0
Anthony Bitetto	1	0	1	1	1	0	0	0
Calle Jarnkrok	1	0	1	1	2	2	0	0
Alexei Emelin	2	0	0	0	0	0	0	0
Austin Watson	2	0	0	0	-1	0	0	0
Mike Fisher	1	0	0	0	0	0	0	0
Ryan Hartman	1	0	0	0	-1	0	0	0
Cody McLeod	1	0	0	0	-1	2	0	0

Power Play: 3-7 42.9% / Penalty Killing: 5-8 62.5%

#### @ WASHINGTON

Date	Score	W/Goal
05 Apr '18	NSH 4 @ WSH 3	Ryan Johansen

\* overtime \*\* shootout

#### SHOTS BY PERIOD

	1st	2nd	3rd	OT	Total
Nashville	26	14	20	-	60
Washington	9	31	21	-	61

PLAYER	CAPITALS							
	GP	G	A	P	+/-	PIM	PP	SH
Evgeny Kuznetsov	2	2	2	4	-1	2	1	0
T.J. Oshie	2	2	1	3	-2	2	1	0
John Carlson	2	0	3	3	-3	0	0	0
Nicklas Backstrom	2	0	2	2	-1	2	0	0
Alex Chiasson	2	1	0	1	-1	0	0	0
Alex Ovechkin	2	1	0	1	-2	2	1	0
Brett Connolly	2	0	1	1	-1	0	0	0
Chandler Stephenson	2	0	1	1	0	0	0	0
Christian Djoos	2	0	0	0	0	0	0	0
Lars Eller	2	0	0	0	-1	0	0	0
Matt Niskanen	2	0	0	0	0	4	0	0
Dmitry Orlov	2	0	0	0	-2	0	0	0
Brooks Orpik	2	0	0	0	-2	2	0	0
Devante Smith-Pelly	2	0	0	0	0	0	0	0
Tom Wilson	2	0	0	0	-1	0	0	0
Jay Beagle	1	0	0	0	-1	0	0	0
Madison Bowey	1	0	0	0	-1	0	0	0
Travis Boyd	1	0	0	0	0	0	0	0
Andre Burakovsky	1	0	0	0	0	0	0	0
Michal Kempny	1	0	0	0	0	0	0	0
Jakub Vrana	1	0	0	0	-1	0	0	0

Power Play: 3-8 37.5% / Penalty Killing: 4-7 57.1%

#### GOALTENDING

##### PREDATORS

	GP	MIN	W-L-OT	GA	SA	SV	GAA	SV%
Juuse Saros	1	60	1-0-0	3	32	29	3.00	.906
Pekka Rinne	1	60	1-0-0	3	29	26	3.01	.897

##### CAPITALS

	GP	MIN	W-L-OT	GA	SA	SV	GAA	SV%
Philipp Grubauer	1	78	0-1-0	4	35	31	3.09	.886
Braden Holtby	1	40	0-1-0	6	25	19	9.00	.760



Kettler Capitals Iplex • 627 N. Glebe Rd. Suite 850  
 Arlington, VA 22203 • (202) 266-2200  
 GM: Brian MacLellan  
 Head Coach: Todd Reirden  
 PR: Sergey Kocharov, Tommy Chalk,  
 Megan Eichenberg

Season	OVERALL							HOME							ROAD						
	GP	W	L	OT	PTS	GF	GA	GP	W	L	T	PTS	GF	GA	GP	W	L	T	PTS	GF	GA
1998-99	2	2	0	0	4	6	3	1	1	0	0	2	3	1	1	1	0	0	2	3	2
1999-00	2	0	2	0	0	2	5	1	0	1	0	0	2	4	1	0	1	0	0	0	1
2000-01	2	1	1	0	2	4	3	1	1	0	0	2	3	1	1	0	1	0	0	1	2
2001-02	1	0	0	1	1	3	3	1	0	0	1	1	3	3	0	0	0	0	0	0	0
2002-03	1	0	1	0	0	4	5	0	0	0	0	0	0	0	1	0	1	0	0	4	5
2003-04	1	1	0	0	2	5	2	1	1	0	0	2	5	2	0	0	0	0	0	0	0
2005-06	1	1	0	0	2	5	2	0	0	0	0	0	0	0	1	1	0	0	2	5	2
2007-08	1	0	1	0	0	2	4	1	0	1	0	0	2	4	0	0	0	0	0	0	0
2008-09	2	0	0	2	2	4	6	1	0	0	1	1	1	2	1	0	0	1	1	3	4
2009-10	1	0	0	1	1	2	3	0	0	0	0	0	0	0	1	0	0	1	1	2	3
2010-11	1	0	0	1	1	2	3	1	0	0	1	1	2	3	0	0	0	0	0	0	0
2011-12	2	1	1	0	2	4	5	1	1	0	0	2	3	1	1	0	1	0	0	1	4
2012-13	0	0	0	0	0	0	0	0	0	0	0	0	0	0	0	0	0	0	0	0	0
2013-14	2	1	1	0	2	6	8	1	1	0	0	2	4	3	1	0	1	0	0	2	5
2014-15	2	2	0	0	4	8	6	1	1	0	0	2	4	3	1	1	0	0	2	4	3
2015-16	2	0	2	0	0	4	9	1	0	1	0	0	3	5	1	0	1	0	0	1	4
2016-17	2	2	0	0	4	7	3	1	1	0	0	2	5	2	1	1	0	0	2	2	1
2017-18	2	2	0	0	4	10	6	1	1	0	0	2	6	3	1	1	0	0	2	4	3
<b>Totals</b>	<b>27</b>	<b>13</b>	<b>9</b>	<b>5</b>	<b>31</b>	<b>77</b>	<b>74</b>	<b>14</b>	<b>8</b>	<b>3</b>	<b>3</b>	<b>19</b>	<b>45</b>	<b>37</b>	<b>13</b>	<b>5</b>	<b>6</b>	<b>2</b>	<b>12</b>	<b>32</b>	<b>37</b>

OT column includes both ties and overtime losses in 1999-00, 2000-01, 2001-02 (one home tie), 2002-03 and 2003-04. OT column includes ties in 1998-99.

	DATE	VISITOR	HOME	
1998-99	December 26, 1998	Washington	1 NASHVILLE	3
	March 30, 1999	NASHVILLE	3 Washington	2
1999-00	November 26, 1999	Nashville	0 WASHINGTON	1
	February 12, 2000	WASHINGTON	4 Nashville	2
2000-01	October 13, 2000	Washington	1 NASHVILLE	3
	February 21, 2001	Nashville	1 WASHINGTON	2
2001-02	February 8, 2002	Washington	3 Nashville	3 OT
2002-03	October 11, 2002	Nashville	4 WASHINGTON	5
2003-04	February 13, 2004	Washington	2 NASHVILLE	5
2005-06	December 7, 2005	NASHVILLE	5 Washington	2
2007-08	March 18, 2008	WASHINGTON	4 Nashville	2
2008-09	October 28, 2008	Nashville	3 WASHINGTON	4 SO
	March 10, 2009	WASHINGTON	2 Nashville	1 OT
2009-10	October 17, 2009	Nashville	2 WASHINGTON	3 SO

	DATE	VISITOR	HOME	
2010-11	October 16, 2010	WASHINGTON	3 Nashville	2 OT
2011-12	November 15, 2011	Washington	1 NASHVILLE	3
	December 20, 2011	Nashville	1 WASHINGTON	4
2013-14	December 7, 2013	Nashville	2 WASHINGTON	5
	March 30, 2014	Washington	3 NASHVILLE	4 SO
2014-15	January 16, 2015	Washington	3 NASHVILLE	4
	March 28, 2015	NASHVILLE	4 Washington	3
2015-16	February 9, 2016	WASHINGTON	5 Nashville	3
	March 18, 2016	Nashville	1 WASHINGTON	4
2016-17	February 25, 2017	Washington	2 NASHVILLE	5
	March 16, 2017	NASHVILLE	2 Washington	1
2017-18	November 14, 2017	Washington	3 NASHVILLE	6
	April 5, 2018	NASHVILLE	4 Washington	3

NHL & OPPONENTS



# NHL & OPPONENTS

## WINNIPEG JETS

### 2017-18 SEASON SERIES

#### @ NASHVILLE

Date	Score	W/Goal
13 Mar '18	WPG 1 @ NSH 3	Austin Watson
19 Dec '17	WPG 6 @ NSH 4	Brandon Tanev
20 Nov '17	WPG 3 @ NSH 5	Mattias Ekholm

#### @ WINNIPEG

Date	Score	W/Goal
25 Mar '18 **	NSH 4 @ WPG 5	Mark Scheifele
27 Feb '18	NSH 6 @ WPG 5	Ryan Hartman

\* overtime \*\* shootout

### GOALS BY PERIOD

	1st	2nd	3rd	OT	Total
Nashville	8	9	5	0	22
Winnipeg	2	10	7	0	19

### SHOTS BY PERIOD

	1st	2nd	3rd	OT	Total
Nashville	68	57	51	0	176
Winnipeg	46	70	71	3	190

### INDIVIDUAL SCORING

PLAYER	PREDATORS							
	GP	G	A	P	+/-	PIM	PP	SH
Roman Josi	5	1	8	9	3	0	0	0
Viktor Arvidsson	5	2	5	7	2	2	0	1
Kevin Fiala	5	3	3	6	3	2	0	0
Kyle Turris	5	3	3	6	2	4	2	0
Ryan Johansen	5	2	3	5	3	2	0	0
P.K. Subban	5	1	3	4	0	8	1	0
Filip Forsberg	5	0	4	4	2	2	0	0
Mattias Ekholm	5	2	1	3	3	4	2	0
Craig Smith	5	2	1	3	3	4	0	0
Ryan Ellis	3	1	2	3	5	2	0	0
Calle Jarnkrok	4	1	1	2	-2	2	0	0
Yannick Weber	3	1	1	2	0	4	0	0
Nick Bonino	5	1	0	1	-1	0	0	0
Ryan Hartman	3	1	0	1	0	0	0	0
Austin Watson	3	1	0	1	0	6	0	1
Colton Sissons	5	0	0	0	0	0	0	0
Alexei Emelin	4	0	0	0	-1	2	0	0
Scott Hartnell	3	0	0	0	-1	2	0	0
Matt Irwin	3	0	0	0	-1	2	0	0
Pontus Aberg	2	0	0	0	0	0	0	0
Anthony Bitetto	2	0	0	0	-1	2	0	0
Mike Fisher	2	0	0	0	0	2	0	0
Miikka Salomaki	2	0	0	0	0	2	0	0
Cody McLeod	1	0	0	0	-1	5	0	0

Power Play: 5-16 31.2% / Penalty Killing: 13-19 68.4%

PLAYER	JETS							
	GP	G	A	P	+/-	PIM	PP	SH
Kyle Connor	5	2	4	6	-2	0	2	0
Blake Wheeler	5	2	4	6	-3	2	0	0
Tyler Myers	5	1	4	5	-3	2	0	0
Nikolaj Ehlers	5	3	1	4	0	2	1	0
Mark Scheifele	4	2	2	4	-2	4	1	0
Patrik Laine	5	1	3	4	1	6	0	0
Bryan Little	5	1	3	4	-3	6	0	0
Joel Armia	5	0	4	4	1	2	0	0
Mathieu Perreault	5	2	1	3	-3	2	1	0
Brandon Tanev	4	1	1	2	-2	4	0	0
Adam Lowry	3	1	1	2	0	0	0	0
Paul Stastny	2	1	1	2	1	2	0	0
Ben Chiarot	5	0	2	2	2	6	0	0
Dustin Byfuglien	4	1	0	1	0	2	1	0
Matt Hendricks	3	1	0	1	1	5	0	0
Andrew Copp	5	0	1	1	-1	2	0	0
Josh Morrissey	5	0	1	1	-4	2	0	0
Dmitry Kulikov	3	0	1	1	1	0	0	0
Joe Morrow	3	0	1	1	1	0	0	0
Jack Roslovic	2	0	1	1	-2	0	0	0
Tucker Poolman	3	0	0	0	0	0	0	0
Jacob Trouba	2	0	0	0	-3	0	0	0
Marko Dano	1	0	0	0	0	0	0	0
Shawn Matthias	1	0	0	0	0	0	0	0

Power Play: 6-19 31.6% / Penalty Killing: 11-16 68.8%

### GOALTENDING

#### PREDATORS

	GP	MIN	W-L-OT	GA	SA	SV	GAA	SV%
Pekka Rinne	4	238	3-1-0	14	142	128	3.52	.901
Juuse Saros	1	65	0-0-1	4	47	43	3.70	.915

#### JETS

	GP	MIN	W-L-OT	GA	SA	SV	GAA	SV%
Connor Hellebuyck	5	291	2-2-0	19	161	142	3.91	.882
Michael Hutchinson	1	9	0-1-0	3	15	12	20.57	.800



MTS Centre • 260 Hargrave St.  
 Winnipeg, MB R3C 5S5 • (204) 926-5570  
 GM: Kevin Cheveldayoff  
 Head Coach: Paul Maurice  
 PR: Rob Wozny, Scott Brown, Greger Buer, Scott  
 Ungert

Season	OVERALL									HOME									ROAD								
	GP	W	L	OT	PTS	GF	GA	GP	W	L	OT	PTS	GF	GA	GP	W	L	OT	PTS	GF	GA						
1999-00	2	2	0	0	4	10	3	1	1	0	0	2	6	0	1	1	0	0	2	4	3						
2000-01	2	1	1	0	2	4	4	1	1	0	0	2	4	3	1	0	1	0	0	0	1						
2001-02	1	0	0	1	1	4	4	0	0	0	0	0	0	0	1	0	0	1	1	4	4						
2002-03	1	0	1	0	0	2	3	1	0	1	0	0	2	3	0	0	0	0	0	0	0						
2003-04	1	0	1	0	0	2	4	0	0	0	0	0	0	0	1	0	1	0	0	2	4						
2005-06	1	0	0	1	1	3	4	0	0	0	0	0	0	0	1	0	0	1	1	3	4						
2007-08	1	1	0	0	2	3	0	1	1	0	0	2	3	0	0	0	0	0	0	0	0						
2008-09	2	1	1	0	2	6	10	1	0	1	0	0	2	7	1	1	0	0	2	4	3						
2009-10	2	2	0	0	4	6	4	1	1	0	0	2	4	3	1	1	0	0	2	2	1						
2010-11	2	1	0	1	3	8	6	1	1	0	0	2	6	3	1	0	0	1	1	2	3						
2011-12	1	1	0	0	2	3	1	1	1	0	0	2	3	1	0	0	0	0	0	0	0						
2012-13	0	0	0	0	0	0	0	0	0	0	0	0	0	0	0	0	0	0	0	0	0						
2013-14	5	3	2	0	6	11	14	2	1	1	0	2	4	5	3	2	1	0	4	7	9						
2014-15	5	3	2	0	6	9	8	3	2	1	0	4	6	5	2	1	1	0	2	3	3						
2015-16	5	3	1	1	7	20	12	2	1	1	0	2	8	4	3	2	0	1	5	12	8						
2016-17	4	2	2	0	4	11	10	2	2	0	0	4	10	5	2	0	2	0	0	1	5						
2017-18	5	3	1	1	7	22	19	3	2	1	0	4	12	10	2	1	0	1	3	10	9						
<b>Totals</b>	<b>40</b>	<b>23</b>	<b>12</b>	<b>5</b>	<b>51</b>	<b>124</b>	<b>105</b>	<b>20</b>	<b>14</b>	<b>6</b>	<b>0</b>	<b>28</b>	<b>70</b>	<b>49</b>	<b>20</b>	<b>9</b>	<b>6</b>	<b>5</b>	<b>23</b>	<b>54</b>	<b>56</b>						

OT column includes both ties and overtime losses in 1999-00, 2000-01, 2001-02 (one road tie), 2002-03 & 2003-04.

DATE	VISITOR	HOME
1999-00	December 6, 1999	NASHVILLE 4 Atlanta 3 OT
	December 30, 1999	Atlanta 0 NASHVILLE 6
2000-01	November 15, 2000	Nashville 0 ATLANTA 1
	January 23, 2001	Atlanta 3 NASHVILLE 4
2001-02	November 16, 2001	Nashville 4 Atlanta 4 OT
2002-03	March 29, 2003	ATLANTA 3 Nashville 2
2003-04	October 23, 2003	Nashville 2 ATLANTA 4
2005-06	January 11, 2006	Nashville 3 ATLANTA 4 SO
2007-08	October 25, 2007	Atlanta 0 NASHVILLE 3
2008-09	November 28, 2008	NASHVILLE 4 Atlanta 3 OT
	January 17, 2009	ATLANTA 7 Nashville 2
2009-10	January 30, 2010	Atlanta 3 NASHVILLE 4
	March 9, 2010	NASHVILLE 2 Atlanta 1
2010-11	December 6, 2010	Nashville 2 ATLANTA 3 OT
	April 5, 2011	Atlanta 3 NASHVILLE 6
2011-12*	March 24, 2012	Winnipeg 1 NASHVILLE 3
* moved from Atlanta prior to the 2011-12 season		
2013-14	October 20, 2013	NASHVILLE 3 Winnipeg 1
	October 24, 2013	Winnipeg 2 NASHVILLE 3 OT
	November 8, 2013	Nashville 0 WINNIPEG 5
	January 28, 2014	NASHVILLE 4 Winnipeg 3

DATE	VISITOR	HOME
2014-15	March 1, 2014	WINNIPEG 3 Nashville 1
	October 17, 2014	NASHVILLE 2 Winnipeg 0
	November 4, 2014	Nashville 1 WINNIPEG 3
	November 15, 2014	Winnipeg 1 NASHVILLE 2
	February 12, 2015	Winnipeg 1 NASHVILLE 3
	March 7, 2015	WINNIPEG 3 Nashville 1
2015-16	November 14, 2015	Winnipeg 0 NASHVILLE 7
	January 5, 2016	WINNIPEG 4 Nashville 1
	January 14, 2016	Nashville 4 WINNIPEG 5 OT
	January 21, 2016	NASHVILLE 4 Winnipeg 1
	March 8, 2016	NASHVILLE 4 Winnipeg 2
2016-17	November 25, 2016	Winnipeg 1 NASHVILLE 5
	November 27, 2016	Nashville 0 WINNIPEG 3
	March 13, 2017	Winnipeg 4 NASHVILLE 5
	April 8, 2017	Nashville 1 WINNIPEG 2
2017-18	November 20, 2017	Winnipeg 3 NASHVILLE 5
	December 19, 2017	WINNIPEG 6 Nashville 4
	February 27, 2018	NASHVILLE 6 Winnipeg 5
	March 13, 2018	Winnipeg 1 NASHVILLE 3
	March 25, 2018	Nashville 4 WINNIPEG 5 SO

NHL & OPPONENTS

# TEAM HISTORY & RECORDS





# TEAM HISTORY & RECORDS

## SEASON RECORDS

SEASON	GP	W	L	T	OTL	PTS	PCT	GF	GA	*FINISH
1998-99	82	28	47	7	--	63	.384	190	261	4/12
1999-00	82	28	40	7	7	70	.427	199	240	4/13
2000-01	82	34	36	9	3	80	.488	186	200	3/10
2001-02	82	28	41	13	0	69	.421	196	230	4/14
2002-03	82	27	35	13	7	74	.451	183	206	4/13
2003-04	82	38	29	11	4	91	.555	216	217	3/8
2004-05	NHL SEASON CANCELLED									
2005-06	82	49	25	--	8	106	.646	259	227	2/4
2006-07	82	51	23	--	8	110	.671	272	212	2/4
2007-08	82	41	32	--	9	91	.555	230	229	2/8
2008-09	82	40	34	--	8	88	.537	213	233	5/10
2009-10	82	47	29	--	6	100	.610	225	225	3/7
2010-11	82	44	27	--	11	99	.604	219	194	2/5
2011-12	82	48	26	--	8	104	.634	237	210	2/4
2012-13	48	16	23	--	9	41	.427	111	139	5/14
2013-14	82	38	32	--	12	88	.537	216	242	6/10
2014-15	82	47	25	--	10	104	.634	232	208	2/6
2015-16	82	41	27	--	14	96	.585	228	215	4/7
2016-17	82	41	29	--	12	94	.573	240	224	4/8
2017-18	82	53	18	--	11	115	.713	261	204	1/1
<b>Totals</b>	<b>1524</b>	<b>739</b>	<b>578</b>	<b>60</b>	<b>147</b>	<b>1683</b>	<b>.550</b>	<b>4113</b>	<b>4116</b>	<b>--</b>

Season	HOME							ROAD								
	GP	W	L	T	OTL	PTS	GF	GA	GP	W	L	T	OTL	PTS	GF	GA
1998-99	41	15	22	4	--	34	104	126	41	13	25	3	--	29	86	135
1999-00	41	15	21	3	2	35	103	116	41	13	19	4	5	35	96	124
2000-01	41	16	18	7	0	39	92	102	41	18	18	2	3	41	94	98
2001-02	41	17	16	8	0	42	101	95	41	11	25	5	0	27	95	135
2002-03	41	18	17	5	1	42	98	90	41	9	18	8	6	32	85	116
2003-04	41	22	10	7	2	53	112	93	41	16	19	4	2	38	104	124
2004-05	NHL SEASON CANCELLED															
2005-06	41	32	8	--	1	65	142	94	41	17	17	--	7	41	117	133
2006-07	41	28	8	--	5	61	153	105	41	23	15	--	3	49	119	107
2007-08	41	23	14	--	4	50	120	113	41	18	18	--	5	41	110	116
2008-09	41	24	13	--	4	52	116	104	41	16	21	--	4	36	97	129
2009-10	41	24	14	--	3	51	108	101	41	23	15	--	3	49	117	124
2010-11	41	24	9	--	8	56	116	91	41	20	18	--	3	43	103	103
2011-12	41	26	10	--	5	57	124	103	41	22	16	--	3	47	113	107
2012-13	24	11	9	--	4	26	59	59	24	5	14	--	5	15	52	80
2013-14	41	19	17	--	5	43	106	119	41	19	15	--	7	45	110	123
2014-15	41	28	9	--	4	60	121	100	41	19	16	--	6	44	111	108
2015-16	41	23	11	--	7	53	128	98	41	18	16	--	7	43	100	117
2016-17	41	24	9	--	8	56	131	101	41	17	20	--	4	38	107	119
2017-18	41	28	9	--	4	60	138	104	41	25	9	--	7	57	123	100
<b>Totals</b>	<b>721</b>	<b>417</b>	<b>244</b>	<b>34</b>	<b>67</b>	<b>935</b>	<b>2172</b>	<b>1914</b>	<b>762</b>	<b>322</b>	<b>334</b>	<b>26</b>	<b>80</b>	<b>750</b>	<b>1939</b>	<b>2198</b>

Season	VS. CENTRAL DIVISION							VS. OTHER DIVISIONS								
	GP	W	L	T	OTL	PTS	GF	GA	GP	W	L	T	OTL	PTS	GF	GA
1998-99	18	4	13	1	--	9	44	70	64	24	34	6	--	54	146	191
1999-00	18	6	8	2	2	16	47	54	64	22	32	5	5	54	152	186
2000-01	20	8	11	1	0	17	41	52	62	26	25	8	3	63	145	148
2001-02	20	7	10	3	0	17	47	60	62	21	31	10	0	52	149	170
2002-03	20	6	9	4	1	17	42	53	62	21	26	9	6	57	141	153
2003-04	24	11	9	2	2	26	58	63	58	27	20	9	2	65	158	154
2004-05	NHL SEASON CANCELLED															
2005-06	32	23	8	--	1	47	110	73	50	26	17	--	7	59	149	154
2006-07	32	21	8	--	3	45	106	82	50	30	15	--	5	65	166	130
2007-08	32	18	9	--	5	41	88	82	50	23	23	--	4	50	142	147
2008-09	24	12	9	--	3	27	67	68	58	28	25	--	5	61	146	165
2009-10	24	14	8	--	2	30	59	57	58	33	21	--	4	70	166	168
2010-11	24	13	9	--	2	28	51	59	58	31	18	--	9	71	162	131
2011-12	24	16	5	--	3	35	75	58	58	32	21	--	5	69	162	152
2012-13	18	3	11	--	4	10	36	53	30	13	12	--	5	31	73	80
2013-14	29	12	13	--	4	28	79	93	53	26	19	--	8	60	137	149
2014-15	29	15	9	--	5	35	77	76	53	32	16	--	5	69	155	132
2015-16	29	12	14	--	3	27	79	80	53	29	13	--	11	69	149	135
2016-17	29	14	12	--	3	31	82	72	53	25	17	--	11	61	147	142
2017-18	26	18	5	--	3	39	83	59	56	35	13	--	8	78	83	59
<b>Totals</b>	<b>472</b>	<b>233</b>	<b>180</b>	<b>13</b>	<b>46</b>	<b>525</b>	<b>1271</b>	<b>1264</b>	<b>996</b>	<b>469</b>	<b>398</b>	<b>47</b>	<b>103</b>	<b>1158</b>	<b>2728</b>	<b>2746</b>



# TEAM HISTORY & RECORDS

## SEASON RECORDS

Season	VS. WESTERN CONFERENCE							VS. EASTERN CONFERENCE								
	GP	W	L	T	OTL	PTS	GF	GA	GP	W	L	T	OTL	PTS	GF	GA
1998-99	55	21	30	4	--	46	140	174	27	7	17	3	--	17	50	87
1999-00	56	17	28	5	6	45	132	170	26	11	12	2	1	25	67	70
2000-01	60	22	29	6	3	53	133	154	22	12	7	3	0	27	53	46
2001-02	60	19	33	8	0	46	136	176	22	9	8	5	0	23	60	54
2002-03	60	19	27	9	5	52	127	157	22	8	8	4	2	22	56	49
2003-04	64	28	23	10	3	69	161	168	18	10	6	1	1	22	55	49
2004-05	NHL SEASON CANCELLED															
2005-06	72	45	22	--	5	95	226	188	10	4	3	--	3	11	33	39
2006-07	72	44	21	--	7	95	237	187	10	7	2	--	1	15	35	25
2007-08	72	36	28	--	8	80	202	197	10	5	4	--	1	11	28	32
2008-09	64	32	26	--	6	70	177	186	18	8	8	--	2	18	36	47
2009-10	64	35	25	--	4	74	168	178	18	12	4	--	2	26	57	47
2010-11	64	34	23	--	7	75	158	150	18	10	4	--	4	24	55	40
2011-12	64	40	19	--	5	85	190	162	18	8	7	--	3	19	47	48
2012-13	48	16	23	--	9	41	111	139	0	0	0	--	0	0	0	0
2013-14	50	23	20	--	7	53	135	153	32	15	12	--	5	35	81	89
2014-15	50	27	15	--	8	62	140	131	32	20	10	--	2	42	92	77
2015-16	50	25	17	--	8	58	136	124	32	16	10	--	6	38	88	89
2016-17	50	27	17	--	6	60	151	137	32	14	12	--	6	34	89	87
2017-18	50	35	9	--	6	76	162	111	32	18	9	--	5	41	99	93
<b>Totals</b>	<b>1125</b>	<b>545</b>	<b>435</b>	<b>42</b>	<b>103</b>	<b>1235</b>	<b>3022</b>	<b>3042</b>	<b>399</b>	<b>194</b>	<b>143</b>	<b>18</b>	<b>44</b>	<b>450</b>	<b>1081</b>	<b>1068</b>

Season	AT ALL-STAR BREAK			AT MIDWAY POINT			
	Date of Game (host)	Record Before	Record After	First Half	Second Half		
1998-99	Jan. 24 (TBL)	16-25-4(0)	12-22-3(0)	14-23-4(0)	14-24-3(0)		
1999-00	Feb. 6 (TOR)	20-24-4	8-16+3	14-20-5-2	14-20-2-5		
2000-01	Feb. 4 (COL)	23-24-7-2	11-12-2-1	15-18-7-1	19-18-2-2		
2001-02	Feb. 2 (LAK)	20-29-0-0	8-16-4-0	15-19-7-0	13-22-6-0		
2002-03	Feb. 2 (FLA)	17-23-8-4	10-12-5-3	12-18-7-4	15-17-6-3		
2003-04	Feb. 8 (MIN)	26-20-6-2	12-9-5-2	19-16-4-2	19-13-7-2		
2004-05	NHL SEASON CANCELLED						
2005-06	OLYMPIC YEAR, NO ALL-STAR GAME			26-12-(0)-3	23-13-(0)-5		
2006-07	Jan. 24 (DAL)	34-12-(0)-3	17-11-(0)-5	27-11-(0)-3	24-12-(0)-5		
2007-08	Jan. 27 (ATL)	25-20-(0)-5	16-12-(0)-4	21-19-(0)-2	20-13-(0)-7		
2008-09	Jan. 25 (MTL)	20-23-(0)-3	20-11-(0)-5	19-19-(0)-3	21-15-(0)-5		
2009-10	OLYMPIC YEAR, NO ALL-STAR GAME			24-14-(0)-3	23-15-(0)-3		
2010-11	Jan. 30 (CAR)	27-17-(0)-6	17-10-(0)-5	22-13-(0)-6	22-14-(0)-5		
2011-12	Jan. 29 (OTT)	30-16-(0)-4	18-10-(0)-4	22-15-(0)-4	26-11-(0)-4		
2012-13	SHORTENED SEASON, NO ALL-STAR GAME			10-9-(0)-5	6-14-(0)-4		
2013-14	OLYMPIC YEAR, NO ALL-STAR GAME			18-18-(0)-5	20-14-(0)-7		
2014-15	Jan. 25 (CBJ)	30-10-(0)-5	17-15-(0)-5	28-9-(0)-4	19-16-(0)-6		
2015-16	Jan. 31 (NSH)	24-18-(0)-8	17-9-(0)-6	19-15-(0)-7	22-12-(0)-7		
2016-17	Jan. 29 (LAK)	24-17-(0)-8	17-12-(0)-4	18-16-(0)-7	23-13-5		
2017-18	Jan. 28 (TBL)	29-11-(0)-7	24-7-(0)-7	24-11-(0)-6	29-7-(0)-5		
<b>Totals</b>		<b>365-285-(40)-61</b>	<b>224-184-(20)-51</b>	<b>328-262-(34)-57</b>	<b>372-283-(26)-79</b>		

Season	October	November	December	January	February	March	April
1998-99	3-5-1(0)	6-7-0(0)	4-6-2(0)	5-9-1(0)	3-6-2(0)	5-8-1(0)	2-6-0(0)
1999-00	4-6-1-0	3-7-0-2	6-5-4-0	6-5-1-2	3-7-1-0	6-7-1-2	0-3-0-0
2000-01	4-3-3-1	6-6-2-0	4-8-2-0	8-7-0-1	4-5-1-0	7-5-1-1	1-2-0-0
2001-02	4-7-2-0	5-6-1-0	5-4-3-0	6-8-3-0	4-11-0	2-10-3-0	2-5-0-0
2002-03	1-5-1-2	3-6-3-2	6-6-2-0	7-6-2-0	8-2-1-0	2-8-4-2	0-2-0-1
2003-04	4-5-0-0	8-5-1-0	4-4-3-2	10-4-2-0	6-5-1-0	4-5-4-2	2-1-0-0
2004-05	NHL SEASON CANCELLED						
2005-06	8-1-(0)-1	7-3-(0)-2	9-5-(0)-0	7-5-(0)-3	3-4-(0)-0	8-5-(0)-2	7-2-(0)-0
2006-07	7-3-(0)-1	10-2-(0)-1	9-5-(0)-1	10-3-(0)-0	7-5-(0)-1	6-5-(0)-3	2-0-(0)-1
2007-08	4-7-(0)-0	8-2-(0)-2	6-9-(0)-0	8-3-(0)-3	6-4-(0)-3	7-6-(0)-1	2-1-(0)-0
2008-09	5-4-(0)-1	6-6-(0)-1	6-6-(0)-1	4-8-(0)-0	10-4-(0)-1	7-3-(0)-4	2-3-(0)-0
2009-10	6-6-(0)-1	9-4-(0)-0	9-4-(0)-2	6-7-(0)-0	3-2-(0)-2	11-5-(0)-1	3-1-(0)-0
2010-11	5-2-(0)-3	5-6-(0)-2	8-5-(0)-1	9-4-(0)-0	5-6-(0)-2	10-3-(0)-2	2-1-(0)-1
2011-12	5-4-(0)-2	6-5-(0)-2	9-5-(0)-0	11-2-(0)-0	6-4-(0)-3	8-6-(0)-1	3-0-(0)-0
2012-13	--	--	--	2-2-(0)-2	7-5-(0)-2	5-7-(0)-2	2-9-(0)-2
2013-14	6-5-(0)-2	7-6-(0)-2	5-7-(0)-1	11-(0)-2	11-(0)-2	7-8-(0)-1	5-0-(0)-1
2014-15	6-2-(0)-2	10-3-(0)-0	8-4-(0)-1	7-2-(0)-3	10-4-(0)-1	6-7-(0)-2	0-3-(0)-1
2015-16	7-1-(0)-2	5-6-(0)-2	6-6-(0)-3	6-5-(0)-1	7-3-(0)-3	8-5-(0)-2	2-1-(0)-1
2016-17	2-5-(0)-1	9-3-(0)-2	5-6-(0)-3	8-4-(0)-2	8-4-(0)-1	7-5-(0)-2	2-2-(0)-1
2017-18	5-4-(0)-2	10-3-(0)-1	8-3-(0)-2	6-2-(0)-2	10-2-(0)-2	11-3-(0)-2	3-1-(0)-0
<b>Totals</b>	<b>86-75-(8)-21</b>	<b>123-86-(7)-21</b>	<b>117-98-(16)-17</b>	<b>133-91-(9)-23</b>	<b>111-74-(6)-24</b>	<b>128-111-(14)-32</b>	<b>42-43-(0)-9</b>

TEAM HISTORY & RECORDS

# TEAM HISTORY & RECORDS

## TEAM STREAKS & HOLIDAY RECORDS

### RECORD BY DAY

Season	Sunday	Monday	Tuesday	Wednesday	Thursday	Friday	Saturday
1998-99	1-4(0)-0	1-5(1)-0	5-8(1)-0	4-7(0)-0	5-7(1)-0	6-5(1)-0	6-1(3)-0
1999-00	4-2-0	4-2-0	4-6-2	4-7-0	3-8-2	2-6-1	7-9-1
2000-01	5-1-0	2-4-0	3-6-4	4-6-2	9-8-1	2-4-0	9-7-2
2001-02	0-6-1	1-4-1	3-10-3	6-2-1	8-7-2	1-4-2	9-8-3
2002-03	2-4-2	5-3-0	3-8-2	1-3-1	5-7-5	1-4-0	10-6-5
2003-04	1-3-1	2-4-3	1-5-3	3-4-0	13-4-1	4-3-0	14-6-3
2004-05	NHL SEASON CANCELLED						
2005-06	2-1(0)-1	2-2(0)-0	13-4(0)-0	6-5(0)-3	12-4(0)-1	1-3(0)-1	13-6(0)-2
2006-07	2-0(0)-1	4-2(0)-0	5-3(0)-2	7-5(0)-0	10-5(0)-3	3-3(0)-0	20-5(0)-2
2007-08	3-1(0)-3	3-3(0)-0	9-7(0)-0	0-5(0)-1	10-8(0)-3	3-1(0)-0	13-7(0)-2
2008-09	3-3(0)-0	3-5(0)-0	5-7(0)-4	1-2(0)-1	9-6(0)-3	4-6(0)-0	15-5(0)-0
2009-10	3-2(0)-0	4-3(0)-0	8-6(0)-2	3-3(0)-1	14-4(0)-0	3-5(0)-0	12-6(0)-3
2010-11	5-4(0)-0	0-3(0)-1	5-5(0)-5	7-3(0)-1	11-5(0)-1	3-1(0)-0	13-6(0)-3
2011-12	4-0(0)-0	5-2(0)-1	8-11(0)-1	2-1(0)-0	11-6(0)-2	3-2(0)-0	15-4(0)-4
2012-13	0-4(0)-0	2-4(0)-2	7-2(0)-0	0-1(0)-0	4-5(0)-0	1-3(0)-1	2-4(0)-6
2013-14	4-4(0)-0	4-1(0)-0	8-6(0)-2	2-1(0)-0	8-7(0)-4	4-5(0)-1	8-8(0)-5
2014-15	4-2(0)-1	2-1(0)-1	15-5(0)-4	1-0(0)-0	9-8(0)-1	2-2(0)-0	14-7(0)-3
2015-16	0-1(0)-0	6-2(0)-1	10-7(0)-2	3-0(0)-1	10-6(0)-3	0-3(0)-2	12-4(0)-0
2016-17	4-4(0)-0	3-0(0)-2	7-5(0)-8	1-1(0)-0	11-8(0)-2	3-2(0)-1	7-10(0)-3
2017-18	3-0(0)-2	5-0(0)-1	14-4(0)-2	3-1(0)-1	12-6(0)-2	5-1(0)-1	11-6(0)-3
<b>Totals</b>	<b>50-46(4)-12</b>	<b>58-50(5)-9</b>	<b>133-115(15)-37</b>	<b>58-57(3)-12</b>	<b>174-119(12)-28</b>	<b>51-63(4)-9</b>	<b>210-129(17)-44</b>

### STREAKS AND RECORDS

Season	RECORD			OVERALL TEAM STREAKS					HOME TEAM STREAKS					ROAD TEAM STREAKS				
	First 10 Games	Last 10 Games	Games	Undef.	Win	One Point	Winless	Losing	Undef.	Win	One Point	Winless	Losing	Undef.	Win	One Point	Winless	Losing
1998-99	3-6-1	3-7-0		3(2)	3	5	5	4(2)	5	2(5)	5	9	6	3(2)	3	3(2)	5(4)	5(2)
1999-00	4-5-1	3-7-0		8	4	8	7(2)	7	6	4	9	4(3)	4(2)	3(2)	2(5)	4	5	4(4)
2000-01	4-2-3	6-3-1		4(3)	4	4(4)	5	4	3(4)	3(2)	3(4)	7	3	3(2)	3	4	4	4
2001-02	3-5-2	2-7-1		7	3	7	8	6	11	6	11	6	6	3	3	3	9	5(2)
2002-03	1-5-3	0-6-2		4(3)	4(2)	7	15	6	8	7	8	7	3(2)	3(2)	2(3)	4	9(2)	5
2003-04	4-5-1	5-3-1		7	6	7	7	4	11	4(3)	13	5	2(3)	4(2)	4(2)	4(2)	5(2)	4
2004-05	NHL SEASON CANCELLED																	
2005-06	8-1-1	7-3-0		8	8	10	5	5	6	6	6(2)	2	2	3(2)	3(2)	6	7	7
2006-07	6-3-1	5-3-2		6	6	10(2)	3	3(3)	8	8	12	3	3	7	7	7	5	5
2007-08	4-6-0	6-3-1		3(6)	3(6)	8	6	6	4(2)	4(2)	6(2)	6	6	3	3	5(2)	5	5
2008-09	5-4-1	5-4-1		6	6	8	5	5	5	5	7	3(3)	3(3)	3(2)	3(2)	5	7	7
2009-10	3-6-1	6-3-1		7	7	7(2)	6	6(2)	7	7	7	3	3	5	5	7	5	5
2010-11	5-2-3	7-2-1		6(2)	6(2)	10	5(2)	5(2)	5(2)	5(2)	8	4	4	4	4	4(2)	4	4
2011-12	5-4-1	6-4-0		5(3)	5(3)	5(6)	4(2)	4(2)	6	6	12	4	4	3(2)	3(2)	4	4	4
2012-13	5-2-3	1-8-1		4	4	5	8	8	3	3	6	6	6	3	3	4	10	10
2013-14	5-4-1	7-1-2		3(5)	3(5)	7	5(2)	5(2)	4	4	5	6	6	3(2)	3(2)	6	5	5
2014-15	6-2-2	4-4-2		5	6	10	6	6	9	9	9	5	5	2(5)	2(5)	4	4	4
2015-16	7-1-2	5-4-1		5	5	14	5	5	4(2)	4(2)	10	3	3	6	6	13	4(3)	4(3)
2016-17	3-5-2	5-4-1		4(2)	4(2)	6(2)	4	4	3(4)	3(4)	8	3	3	3	3	2	3	3
2017-18	5-3-2	5-4-1		10	10	15	3(2)	3(2)	6	6	7	3	3	9	9	15	3(2)	3(2)

Numbers in parentheses indicate the number of times the high was reached that season.

### Halloween (4-3(0)-3 Record)

1998 vs. Colorado	W, 3-2
1999 at Edmonton	L, 2-4
2000 vs. St. Louis	L, 2-4
2001 at Minnesota	W, 6-4
2006 at Vancouver	W, 3-2
2009 vs. Dallas	W, 4-2
2011 at Chicago	L, 4-5 (OT)
2013 at Phoenix	L, 4-5 (SO)
2014 at Calgary	L, 3-4
2015 at Los Angeles	L, 3-4 (OT)

### Thanksgiving (4-1(0)-0 Record)

Nov. 24, 2005 vs. Los Angeles	W, 4-3
Nov. 23, 2006 vs. Vancouver	W, 6-0
Nov. 22, 2007 vs. Detroit	W, 3-2
Nov. 28, 2013 vs. Edmonton	L, 0-3
Nov. 27, 2014 vs. Edmonton	W, 1-0(OT)

### New Year's Eve (3-1(0)-0 Record)

2007 at Dallas	W, 1-0
2009 at Columbus	W, 2-1(OT)
2010 at Minnesota	W, 4-1
2015 at Dallas	L, 1-5

### New Year's Day (3-6(1)-0 Record)

1999 vs. St. Louis	L, 5-6
2000 vs. San Jose	W, 3-2
2001 vs. Vancouver	L, 2-5
2002 vs. Colorado	T, 4-4
2003 vs. Colorado	L, 3-7
2004 vs. Pittsburgh	W, 3-2
2006 vs. Anaheim	L, 2-4
2007 vs. Colorado	L, 3-5
2009 vs. Vancouver	L, 1-2
2012 vs. Calgary	W, 5-3

### Martin Luther King Day (6-4(0)-1 Record)

Jan. 18, 1999 at Boston	L, 1-8
Jan. 21, 2002 vs. Phoenix	L, 1-0
Jan. 19, 2004 vs. Minnesota	W, 2-0
Jan. 15, 2007 vs. Calgary	W, 5-3
Jan. 21, 2008 vs. St. Louis	W, 6-3
Jan. 19, 2009 vs. New Jersey	L, 1-3
Jan. 18, 2010 vs. Toronto	L, 3-4
Jan. 16, 2011 at NY Islanders	W, 3-1
Jan. 21, 2013 vs. St. Louis	L, 3-4 (SO)
Jan. 20, 2014 vs. Dallas	W, 4-1
Jan. 16, 2018 vs. Vegas	W, 1-0

### Valentine's Day (6-1(0)-0 Record)

2007 vs. San Jose	W, 5-0
2008 vs. Chicago	L, 1-6
2009 vs. Boston	W, 3-2 (SO)
2010 at Pittsburgh	W, 4-3 (SO)
2012 vs. Chicago	W, 3-2
2013 vs. Phoenix	W, 3-0
2015 vs. New Jersey	W, 3-1

### Presidents' Day (4-4(0)-1 Record)

Feb. 15, 1999 vs. N.Y. Rangers	L, 4-7
Feb. 21, 2000 vs. Dallas	W, 5-2
Feb. 17, 2003 vs. Boston	W, 2-1
Feb. 16, 2004 at Columbus	L, 2-4
Feb. 19, 2007 vs. Phoenix	W, 4-1
Feb. 16, 2009 vs. Ottawa	L, 0-2
Feb. 18, 2013 at Colorado	L, 5-6
Feb. 15, 2016 vs. Dallas	L, 2-3 (OT)
Feb. 19, 2018 vs. Ottawa	W, 5-2

### St. Patrick's Day (5-4(0)-0 Record)

2000 at Phoenix	W, 4-3 (OT)
2001 vs. Phoenix	W, 4-1
2002 vs. Colorado	L, 4-5
2003 vs. Edmonton	L, 3-5
2007 vs. Dallas	W, 3-2
2011 vs. Boston	W, 4-3 (OT)
2012 at Los Angeles	L, 2-4
2013 at Edmonton	L, 2-3
2015 vs. Minnesota	L, 2-3 (OT)
2016 vs. NY Islanders	W, 4-2

### Easter (3-0(0)-0 Record)

April 11, 2004 vs. Detroit	W, 3-1
(WCO GM3)	
April 24, 2011 vs. Anaheim	W, 4-2
(WCO GM6)	
April 1, 2018 vs. Tampa Bay	W, 4-1

# TEAM HISTORY & RECORDS

## SPECIAL TEAMS

### POWER PLAY

YEAR	HOME				ROAD				OVERALL			
	ADV	PPG	%	RANK	ADV	PPG	%	RANK	ADV	PPG	%	RANK
1998-99	183	24	13.1	23rd	141	16	11.3	T-23rd	324	40	12.3	25th
1999-00	164	20	12.2	26th	140	21	15.0	14th	304	41	13.5	25th
2000-01	188	32	17.0	19th	173	19	11.0	27th	361	51	14.1	23rd
2001-02	182	26	14.3	23rd	155	22	14.2	14th	337	48	14.2	23rd
2002-03	204	26	12.7	T-26th	214	32	15.0	T-20th	418	58	13.9	26th
2003-04	234	41	17.5	T-12th	192	31	16.1	T-13th	426	72	16.9	11th
2004-05	NHL SEASON CANCELLED											
2005-06	260	50	19.2	12th	252	44	17.5	T-10th	512	94	18.4	10th
2006-07	219	44	20.1	10th	189	27	14.3	23rd	408	71	17.4	18th
2007-08	198	31	15.7	22nd	160	22	13.8	26th	358	53	14.8	27th
2008-09	167	27	16.2	23rd	151	23	15.2	23rd	318	50	15.7	26th
2009-10	141	26	18.4	18th	145	21	14.5	22nd	286	47	16.4	T-23rd
2010-11	147	24	16.3	22nd	122	17	13.9	27th	269	41	15.2	26th
2011-12	131	30	22.9	1st	119	24	20.2	5th	250	54	21.6	1st
2012-13	68	16	23.5	8th	72	8	11.1	29th	140	24	17.1	17th
2013-14	121	25	20.7	12th	118	21	17.8	13th	239	46	19.2	12th
2014-15	125	19	15.2	28th	134	23	17.2	18th	259	42	16.2	25th
2015-16	134	27	20.1	11th	125	24	19.2	T-11th	259	51	19.7	10th
2016-17	127	28	22.0	6th	132	21	15.9	22nd	259	49	18.9	16th
2017-18	150	38	25.3	6th	123	20	16.3	26th	273	58	21.2	T-12th

### PENALTY KILL

YEAR	HOME				ROAD				OVERALL			
	TSH	PPGA	%	RANK	TSH	PPGA	%	RANK	TSH	PPGA	%	RANK
1998-99	175	31	82.3	21st	182	44	75.8	27th	357	75	79.0	27th
1999-00	152	20	86.8	9th	157	26	83.4	16th	309	46	85.1	12th
2000-01	168	21	87.5	3rd	163	28	82.8	T-13th	331	49	85.2	8th
2001-02	176	18	89.8	2nd	178	32	82.0	23rd	354	50	85.9	9th
2002-03	163	22	86.5	T-4th	190	39	79.5	T-29th	353	61	82.7	T-17th
2003-04	176	24	86.4	T-11th	175	40	77.1	30th	351	64	81.8	24th
2004-05	NHL SEASON CANCELLED											
2005-06	265	34	87.2	T-4th	268	48	82.1	13th	533	82	84.6	T-5th
2006-07	196	28	85.7	10th	191	27	85.9	4th	387	55	85.8	3rd
2007-08	163	27	83.4	12th	172	22	87.2	2nd	335	49	85.4	3rd
2008-09	150	17	88.7	2nd	188	42	77.7	27th	338	59	82.5	10th
2009-10	113	22	80.5	22nd	145	37	74.5	28th	258	59	77.1	28th
2010-11	139	17	87.8	2nd	133	24	82.0	17th	272	41	84.9	5th
2011-12	104	19	81.7	22nd	140	21	85.0	10th	244	40	83.6	10th
2012-13	62	13	79.0	26th	77	21	72.7	29th	139	34	75.5	29th
2013-14	115	24	79.1	25th	123	23	81.3	T-16th	238	47	80.3	25th
2014-15	110	20	81.8	20th	124	25	79.8	17th	234	45	80.8	18th
2015-16	116	24	79.3	21st	129	22	82.9	11th	245	46	81.2	16th
2016-17	121	26	78.5	23rd	120	20	83.3	9th	241	46	80.9	T-15th
2017-18	144	30	79.2	24th	155	24	84.5	2nd	299	54	81.9	6th

### SHORTHANDED GOALS

YEAR	SHG	RANK	SHGA	RANK
1998-99	7	T-15th	10	T-18th
1999-00	9	T-7th	11	T-24th
2000-01	7	T-20th	4	T-2nd
2001-02	6	T-18th	8	T-17th
2002-03	2	T-29th	8	T-14th
2003-04	14	3rd	8	T-13th
2004-05	NHL SEASON CANCELLED			
2005-06	12	10th	13	T-24th
2006-07	8	T-14th	2	1st
2007-08	7	T-16th	10	T-21st
2008-09	9	T-9th	8	T-14th
2009-10	5	T-21st	6	T-11th
2010-11	5	T-21st	2	T-2nd
2011-12	5	T-15th	4	T-6th
2012-13	1	T-25th	4	T-18th
2013-14	2	30th	0	1st
2014-15	4	19th	5	11th
2015-16	7	T-9th	2	1st
2016-17	12	1st	6	T-12th
2017-18	10	T-3rd	5	T-20th

### PENALTY MINUTES

YEAR	PIM	AVE	RANK
1998-99	1420	17.3	21st
1999-00	946	11.5	T-6th
2000-01	944	11.5	1st
2001-02	1071	13.1	8th
2002-03	969	11.8	4th
2003-04	1360	16.6	28th
2004-05	NHL SEASON CANCELLED		
2005-06	1533	18.7	28th
2006-07	1179	14.4	15th
2007-08	1027	12.5	T-7th
2008-09	994	12.1	5th
2009-10	710	8.7	1st
2010-11	720	8.8	2nd
2011-12	689	8.4	1st
2012-13	471	9.8	5th
2013-14	808	9.9	T-7th
2014-15	693	8.5	5th
2015-16	810	9.9	T-7th
2016-17	833	10.2	T-24th
2017-18	928	11.4	1st

# TEAM HISTORY & RECORDS

## ALL-TIME STATISTICS

NO	PLAYER	GP	G	A	PTS	PIM	PP	SH	GW	GT	S	%	+/-	TF	FW	F%	MIN	H	BS
11	David Legwand	956	210	356	566	474	35	10	41	1	1925	10.9%	19	12761	5815	45.6%	17:38	349	320
19/10	Martin Erat	723	163	318	481	426	42	2	26	1	1317	12.4%	5	425	163	38.4%	18:44	402	185
48/6	Shea Weber	763	166	277	443	568	80	5	24	0	2052	8.1%	48	0	0	0.0%	24:01	1695	1183
44	Kimmo Timonen	573	79	222	301	348	46	1	10	0	1078	7.3%	-6	9	5	55.6%	22:29	390	462
59	Roman Josi	481	78	214	292	151	28	2	14	0	1197	6.5%	35	1	13	0.0%	24:37	342	954
71	J-P Dumont	388	93	174	267	118	21	1	20	0	712	13.1%	30	27	8	29.6%	15:45	175	72
26	Steve Sullivan	317	100	163	263	175	37	7	16	0	706	14.2%	34	232	97	41.8%	18:25	121	60
15	Craig Smith	516	123	138	261	210	27	7	18	2	1305	9.4%	38	1077	434	40.3%	15:02	451	137
9	Filip Forsberg	331	117	138	255	145	31	4	24	2	931	12.6%	26	44	14	31.8%	17:49	414	134
24	Scott Walker	410	96	151	247	465	27	8	11	2	737	13.0%	-23	1775	831	46.8%	18:13	361	109
12	Mike Fisher	429	111	130	241	261	9	11	19	1	805	13.8%	7	7210	3741	51.9%	18:15	823	437
22	Greg Johnson	502	93	145	238	213	9	11	14	1	726	12.8%	-52	9848	5196	52.8%	18:18	102	183
20	Ryan Suter	542	38	200	238	396	11	1	7	0	826	4.6%	43	2	0	0.0%	22:37	392	635
33	Colin Wilson	502	95	142	237	124	22	0	19	0	804	11.8%	37	1045	484	46.3%	18:06	324	185
17	Scott Hartnell	498	106	129	235	626	32	0	21	0	1072	9.9%	13	281	2744	976.5%	14:47	438	124
19	Jason Arnett	275	107	122	229	177	40	0	17	0	850	12.6%	36	4519	2244	49.7%	18:49	143	76
7	Cliff Ronning	301	81	145	226	126	25	0	9	2	888	9.1%	-15	2169	1017	46.9%	18:01	38	88
27	Patric Hornqvist	363	106	110	216	173	35	0	23	0	1159	9.1%	35	77	34	44.2%	15:34	343	146
3	Marek Zidlicky	307	35	140	175	299	25	0	6	0	492	7.1%	-5	0	0	0.0%	20:09	240	233
49/4	Ryan Ellis	396	55	118	173	140	15	0	11	0	725	7.6%	76	12	1	0.0%	19:36	302	558
9	Paul Kariya	164	55	106	161	76	19	0	5	0	469	11.7%	0	12	1	8.3%	19:43	34	93
2	Dan Hamhuis	483	32	129	161	375	8	2	8	0	711	4.5%	3	1	0	0.0%	22:08	678	462
92	Ryan Johansen	203	37	112	149	174	8	0	8	0	380	9.74%	24	3563	1943	54.53%	18:50	221	91
33/38	Viktor Arvidsson	220	68	70	138	99	8	8	15	0	641	10.6%	28	49	15	30.6%	17:45	83	137
63	Mike Ribeiro	209	26	111	137	128	5	0	3	0	210	12.4%	17	2552	1053	41.3%	17:38	136	45
18	James Neal	219	77	59	136	157	12	0	14	0	691	11.9%	29	50	18	36.0%	18:20	268	79
43	Vitali Yachmenev	338	54	76	130	58	6	5	10	1	497	10.9%	-19	103	32	31.1%	16:38	130	119
10	Patric Kjellberg	246	49	77	126	56	16	0	7	0	390	12.6%	-29	115	41	35.7%	17:49	114	67
55/14/22	Jordin Tootoo	486	46	79	125	725	3	0	5	0	788	5.8%	-26	91	45	49.5%	10:36	656	73
19	Calle Jankrok	316	56	67	123	73	6	4	9	2	472	11.9%	29	3021	1438	47.6%	15:08	154	109
42	Mattias Ekholm	390	29	90	119	186	7	2	6	4	514	5.6%	45	1	3023	0.0%	20:46	302	491
25	Denis Arkipov	273	46	65	111	74	13	0	10	2	399	11.5%	-38	3402	1540	45.3%	14:14	69	29
74	Sergei Kostitsyn	198	43	65	108	65	6	2	5	0	232	18.5%	13	18	7	38.9%	16:02	112	67
33	Vladimir Orszagh	239	47	58	105	168	10	2	9	0	389	12.1%	-20	66	17	25.8%	16:53	124	33
47	Alexander Radulov	154	47	55	102	74	9	0	6	0	300	15.7%	29	1	0	0.0%	14:35	45	59
76	P.K. Subban	148	26	73	99	126	8	0	4	-	349	7.4%	10	3	1	33.3%	24:24	189	194
29	Joel Ward	230	40	58	98	89	11	3	7	0	424	9.4%	-5	295	133	45.1%	16:19	174	188
38	Vernon Fiddler	325	46	48	94	227	6	4	7	0	386	11.9%	-16	2650	1395	52.6%	13:06	192	128
21	Tom Fitzgerald	307	42	46	88	218	0	6	4	0	535	7.9%	-45	1402	722	51.5%	15:09	305	164
42/25	Jerred Smithson	497	36	50	86	313	1	5	6	0	384	9.4%	-30	4394	2412	54.9%	12:54	757	335
18	Adam Hall	234	43	42	85	108	24	0	8	1	421	10.2%	-16	835	435	52.1%	15:41	36	49
13	Nick Spaling	297	40	44	84	70	5	1	8	0	350	11.4%	-22	2135	1051	49.2%	14:55	173	133
49/8	Kevin Klein	403	16	66	82	110	1	0	2	0	417	3.8%	-27	0	0	0.0%	18:39	525	724
57	Gabriel Bourque	242	31	47	78	46	3	1	4	0	318	9.7%	-14	16	8	50.0%	13:16	371	142
25	Sergei Krivokrasov	133	34	40	74	82	13	0	8	3	340	10.0%	-12	1	0	0.0%	14:43	43	12
15	Drake Berehowsky	219	20	53	73	327	8	0	2	0	275	7.3%	-22	2	1	50.0%	22:02	395	275
5	Andy Delmore	144	34	38	72	50	25	0	9	0	324	10.5%	-30	0	0	0.0%	18:23	82	36
71	Sebastien Bordeleau	146	28	40	68	70	1	4	4	1	315	8.9%	-30	2502	1407	56.2%	14:29	130	48
22/56	Kevin Fiala	140	35	30	65	44	4	5	5	2	315	11.1%	20	5	1468	0.0%	14:25	80	44
21	Andreas Johansson	103	32	32	64	48	13	1	1	1	232	13.8%	-6	154	61	39.6%	16:19	0	0
7	Matt Cullen	139	17	47	64	48	1	0	3	0	224	7.6%	12	959	593	61.8%	14:23	28	40
3	Seth Jones	199	15	48	63	54	4	1	2	0	297	5.1%	-25	0	0	0.0%	19:43	160	231
94	Yanic Perreault	69	22	35	57	30	10	0	2	0	145	15.2%	-3	899	559	62.2%	14:56	14	23
14	Radek Bonk	145	23	31	54	74	12	0	3	0	240	9.6%	-43	1630	907	55.6%	15:42	97	53
9	Marcel Goc	124	21	33	54	20	0	1	3	0	229	9.2%	20	1605	821	0.0%	15:14	102	39
32/4/44	Cody Franson	164	15	39	54	48	4	0	5	0	281	5.3%	25	0	0	0.0%	14:50	160	128
3	Karlis Skrastins	307	13	41	54	130	1	1	4	1	287	4.5%	-49	0	0	0.0%	20:06	412	408
24	Matt Halischuk	136	24	27	51	39	0	0	4	0	176	13.6%	15	34	11	32.4%	11:13	80	63
27	Randy Robitaille	131	20	31	51	22	7	0	1	0	234	8.5%	-24	1009	505	50.0%	13:29	60	27
28	Paul Gaustad	248	18	32	50	193	0	1	1	0	222	8.1%	-4	3797	2174	57.3%	12:52	435	172

# TEAM HISTORY & RECORDS

## ALL-TIME STATISTICS

12	Scott Nichol	209	24	23	47	271	1	4	3	0	233	10.3%	22	1962	1139	58.1%	12:09	292	102	
51/52	Austin Watson	216	23	24	47	254	1	4	3	0	245	9.4%	10	142	69	48.6%	12:20	406	191	
10/84	Colton Sissons	190	22	25	47	70	1	1	5	0	200	11.0%	18	1715	920	53.6%	12:59	284	102	
12	Rob Valicevic	159	26	19	45	49	3	1	9	0	198	13.1%	-9	102	41	40.2%	13:56	197	74	
4	Mark Eaton	286	15	30	45	130	1	0	2	1	246	6.1%	10	0	0	0.0%	18:32	127	252	
23	Bill Houlder	302	8	36	44	150	1	1	3	1	241	3.3%	-16	8	1	12.5%	21:00	175	271	
16	Ville Peltonen	116	14	28	42	26	3	0	2	0	194	7.2%	-7	3	1	33.3%	14:14	58	24	
8	Kyle Turris	65	13	29	42	24	5	0	0	0	119	11.0%	22	723	358	49.5%	16:06	19	29	
24	Eric Nystrom	185	29	11	40	95	0	3	3	0	207	14.0%	-31	24	7	29.2%	13:28	350	90	
15	Rem Murray	92	14	22	36	30	1	2	1	0	139	10.1%	0	889	432	48.6%	16:59	0	0	
48/16	Cal O'Reilly	85	11	24	35	10	2	0	1	0	74	14.9%	5	910	419	46.0%	15:01	8	22	
27	Jason York	141	6	28	34	116	2	0	1	1	187	3.2%	9	1	0	0.0%	20:35	0	0	
51	Francis Bouillon	195	8	24	32	112	1	0	3	0	171	4.7%	-3	0	0	0.0%	18:47	398	212	
19	Andrew Brunette	77	11	20	31	26	7	0	1	0	65	16.9%	-10	8	4	50.0%	13:13	13	10	
39	Marian Cisar	73	13	17	30	57	6	0	1	0	115	11.3%	-12	1	1	100.0%	12:56	65	18	
7	Scottie Upshall	77	11	18	29	52	1	0	4	1	111	9.9%	13	21	8	38.1%	10:08	59	15	
28	Ryan Jones	87	14	14	28	40	4	0	1	0	116	12.1%	4	11	1	9.1%	11:05	126	34	
25	Viktor Stalberg	95	10	18	28	50	0	0	2	0	141	7.1%	-14	4	2	50.0%	12:24	109	35	
4	Ville Koistinen	86	7	21	28	32	3	0	3	0	102	6.9%	13	1	0	0.0%	15:52	82	53	
37/5	Greg Zanon	230	7	19	26	100	0	0	1	0	138	5.1%	19	0	0	0.0%	18:58	411	611	
13	Nick Bonino	71	12	13	25	20	0	0	0	0	83	14.5%	4	970	527	54.3%	15:38	18	72	
15	Petr Tenkrat	58	8	16	24	28	0	1	2	1	82	9.8%	-4	7	2	28.6%	12:00	34	4	
56/41	Taylor Beck	85	11	12	23	26	3	0	3	0	126	8.7%	-6	19	11	57.9%	12:47	78	39	
64	Victor Baitinger	112	1	22	23	55	0	0	0	0	68	1.5%	2	0	0	0.0%	15:36	195	165	
81	Mike Sillinger	31	10	12	22	14	3	0	1	0	80	12.5%	0	542	307	56.6%	18:33	23	13	
7	Jonathon Blum	91	7	15	22	20	1	0	2	0	69	10.1%	-7	0	0	0.0%	16:29	69	151	
52	Matt Irwin	124	5	17	22	34	0	0	1	-	160	3.1%	17	0	0	0.0%	15:12	193	175	
23	Martin Gelnas	57	9	11	20	20	0	1	1	0	110	8.2%	5	22	11	50.0%	14:06	50	12	
16	Darcy Hordichuk	172	9	11	20	313	0	0	2	0	92	9.8%	6	1	0	0.0%	5:28	279	10	
37	Rich Peverley	73	7	13	20	23	0	0	2	0	94	7.4%	0	307	147	47.9%	10:29	22	15	
42	Joel Bouchard	116	5	15	20	83	0	0	0	0	138	3.6%	-21	0	0	0.0%	20:50	197	115	
7	Greg de Vries	154	5	15	20	140	0	0	1	0	105	4.8%	-12	0	0	0.0%	17:06	142	174	
20/67	Miikka Salomaki	125	8	11	19	374	0	0	2	0	119	6.7%	-9	15	7	46.7%	11:12	299	75	
6	Bob Boughner	141	5	14	19	234	0	0	1	0	91	5.5%	-19	0	0	0.0%	18:00	440	158	
20	Jamie Heward	63	6	12	18	44	4	0	1	0	124	4.8%	-24	0	0	0.0%	16:12	80	35	
18	Mark Mowers	85	5	13	18	16	0	0	0	0	79	6.3%	-6	577	267	46.3%	10:00	62	14	
32	Cale Hulse	225	3	15	18	370	0	0	2	0	245	1.2%	-34	0	0	0.0%	19:23	379	133	
28	Jeremy Stevenson	100	10	7	17	225	3	0	0	0	104	9.6%	-3	13	2	15.4%	8:39	38	5	
9	Greg Classen	90	7	10	17	48	1	1	0	0	52	13.5%	-6	649	284	43.8%	10:10	93	19	
16	Rich Clune	106	7	9	16	279	0	0	2	0	75	9.3%	-4	0	0	0.0%	8:47	294	15	
28	Denny Lambert	76	5	11	16	218	1	0	0	0	66	7.6%	-3	1	1	100.0%	10:20	57	17	
10	Clarke Wilf	82	5	11	16	36	0	0	0	0	108	4.6%	-11	339	171	50.4%	11:57	0	0	
2/83	Anthony Bitetto	96	2	14	16	78	0	0	1	0	63	3.2%	-3	1	1	100.0%	12:27	154	99	
18	Brandon Yip	59	6	9	15	46	0	0	0	0	64	9.4%	-3	28	10	35.7%	11:35	83	16	
21	Peter Forsberg	17	2	13	15	16	1	0	1	0	36	5.6%	5	267	127	47.6%	19:36	19	4	
23	Blair Atcheynum	53	8	6	14	16	2	0	1	0	70	11.4%	-10	5	2	40.0%	14:54	28	26	
41	Richard Lintner	83	4	10	14	44	1	0	0	0	139	2.9%	-4	0	0	0.0%	13:47	92	41	
8	Craig Millar	62	3	11	14	34	0	0	1	0	52	5.8%	10	1	0	0.0%	16:30	60	39	
27	John Slaney	46	2	12	14	14	0	0	1	0	84	2.4%	-12	0	0	0.0%	20:39	54	49	
63	Josef Vasicek	38	4	9	13	29	0	0	0	0	47	8.5%	1	307	153	49.8%	10:00	23	11	
17	Jan Hlavac	18	3	10	13	8	0	0	2	0	29	10.3%	9	0	0	0.0%	16:28	13	4	
7	Yannick Weber	120	3	10	13	41	0	0	1	-	112	2.7%	3	0	0	0.0%	12:37	119	88	
46	Andrei Kostitsyn	19	4	8	12	10	2	0	2	0	29	13.8%	7	1	0	0.0%	14:55	31	1	
5	Blake Geoffrion	42	6	5	11	24	0	0	1	0	36	16.7%	1	240	113	47.1%	9:21	37	14	
5	Jan Vopat	61	5	6	11	34	0	0	0	0	49	10.2%	1	0	0	0.0%	18:04	106	76	
55	Danny Markov	58	0	11	11	62	0	0	0	0	59	0.0%	9	0	0	0.0%	19:32	74	98	
35	Pekka Rinne	567	0	11	11	52	0	0	0	0	0	0.0%	--	--	--	--	--	--	--	
16	Denis Pederson	43	4	6	10	39	0	0	0	1	64	6.3%	2	440	221	50.2%	12:48	0	0	
9	Darren Turcotte	49	4	6	10	20	0	0	1	0	86	4.7%	-11	731	321	43.9%	14:38	9	16	
26	Bubba	37	3	7	10	14	0	0	1	0	35	8.6%	-4	1	0	0.0%	14:08	27	21	
	Berezneiw																			

# TEAM HISTORY & RECORDS

## ALL-TIME STATISTICS

46	Pontus Aberg	52	3	7	10	12	0	0	0	0	51	5.8%	6	11	5	45.5%	11:45	25	9
21	Derek Roy	26	1	9	10	2	0	0	0	-	35	2.9%	0	244	117	48.0%	13:30	3	10
19	Bobby Butler	20	3	6	9	4	0	0	0	0	28	10.7%	-2	5	2	40.0%	11:22	7	2
55	Shane O'Brien	80	2	7	9	83	0	0	0	0	50	4.0%	1	0	0	0.0%	17:06	164	80
29	Tomas Vokoun	383	0	9	9	111	0	0	0	0	1	0.0%	--	--	--	--	--	--	--
25	Alexei Emelin	76	1	8	9	40	1	1	0	0	59	1.9%	9	1	1	100.0%	16:53	181	109
42	Andrew Hutchinson	18	4	4	8	4	2	0	1	0	24	16.7%	1	0	0	0.0%	16:43	0	0
41	Jed Ortmeyer	53	4	4	8	32	0	1	0	0	72	5.6%	-8	12	6	50.0%	12:24	66	23
12	Cody Hodgson	39	3	5	8	6	0	0	2	-	65	4.6%	2	98	46	46.9%	10:43	25	6
53/17	Chris Mueller	37	2	6	8	8	0	0	1	0	33	6.1%	-5	301	150	49.8%	9:42	34	17
14	Steve Dubinsky	26	5	2	7	10	0	0	0	0	42	11.9%	-2	271	152	56.1%	15:54	53	22
55	Cody McLeod	54	5	2	7	165	0	0	0	-	29	17.2%	-1	1	0	0.0%	8:07	155	22
53/18/10	Mike Santorelli	54	3	4	7	16	0	0	1	0	90	3.3%	-20	172	78	45.3%	11:55	20	15
42	Antti Pihlstrom	54	2	5	7	10	1	0	0	0	89	2.2%	-2	1	0	0.0%	11:23	101	17
20	Anton Volchenkov	46	0	7	7	14	0	0	0	-	35	0.0%	4	0	0	0.0%	13:10	93	48
12	Reid Simpson	52	5	1	6	125	0	0	0	0	24	20.8%	-5	6	3	50.0%	5:25	26	3
38	Ryan Hartman	21	3	3	6	14	0	0	2	0	33	9.1%	-4	8	3	37.5%	13:46	113	38
13	Olli Jokinen	48	3	3	6	26	0	0	0	-	83	3.6%	2	187	74	39.6%	13:30	52	14
38	Jack Hillen	55	2	4	6	20	0	0	0	0	51	3.9%	6	0	0	0.0%	14:03	42	65
44/52	Alexander Sulzer	53	1	5	6	18	0	0	0	0	45	2.2%	-1	0	0	0.0%	15:39	40	57
46	Wyatt Smith	29	4	1	5	2	0	1	0	0	29	13.8%	1	316	171	54.1%	10:57	0	0
38	Dave Scatchard	16	3	2	5	17	0	0	0	0	25	12.0%	3	81	42	51.9%	10:42	18	3
14	Dustin Boyd	18	3	2	5	4	0	0	1	0	32	9.4%	1	105	61	58.1%	12:11	20	8
14	Ramzi Abid	13	1	4	5	13	0	0	0	0	12	8.3%	-3	1	0	0.0%	10:50	14	2
18/5	Michael Del Zotto	25	1	4	5	8	0	0	0	0	26	3.8%	-4	0	0	0.0%	16:17	28	28
5	Barret Jackman	73	1	4	5	76	0	0	1	-	64	1.6%	1	0	0	0.0%	13:51	100	86
2	Dan Kecmer	40	0	5	5	40	0	0	0	0	33	0.0%	-5	0	0	0.0%	17:18	42	48
75	Hal Gill	55	0	5	5	20	0	0	0	0	24	0.0%	1	0	0	0.0%	15:20	57	77
27	Jukka Hentunen	10	2	2	4	0	0	0	1	0	12	16.7%	0	0	0	0.0%	12:46	10	2
14	Oleg Petrov	17	2	2	4	2	0	0	0	0	37	5.4%	-4	1	1	100.0%	16:19	0	0
26	Harry Zolnierczyk	24	2	2	4	10	0	0	0	-	19	10.5%	-2	19	8	42.1%	8:52	25	11
33	J.J. Daigneault	35	2	2	4	38	1	0	1	0	38	5.3%	-4	1	1	100.0%	20:47	46	29
26	Matt Hendricks	44	2	2	4	54	0	0	0	0	53	3.8%	-5	26	14	53.8%	11:33	92	28
32	Jeff Daniels	9	1	3	4	2	0	0	0	0	8	12.5%	-1	1	0	0.0%	10:56	9	1
19	Jim McKenzie	61	1	3	4	88	0	0	0	0	10	10.0%	-13	3	2	66.7%	6:14	0	0
89/32	Frederick Gaudreau	29	0	4	4	2	0	0	0	-	22	0.0%	1	151	73	48.3%	9:00	9	13
74/31	Juuse Saros	48	0	4	4	0	0	0	0	0	0	0.0%	--	--	--	--	--	--	--
23	Jamie Allison	67	0	4	4	121	0	0	0	0	22	0.0%	-13	3	2	66.7%	11:33	24	14
3	Wade Belak	92	0	4	4	130	0	0	0	0	27	0.0%	-2	0	0	0.0%	4:46	87	12
49	Samuel Girard	5	1	2	3	2	0	0	0	0	8	12.5%	-3	0	0	0.0%	16:55	3	6
7	Jeff Nelson	9	2	1	3	2	0	0	0	0	8	25.0%	-1	138	76	55.1%	16:09	4	8
40	David Gosselin	13	2	1	3	11	0	0	0	0	14	14.3%	-5	0	0	0.0%	8:46	7	1
15	Kris Beech	5	1	2	3	0	0	0	0	0	6	16.7%	1	81	44	54.3%	14:40	1	2
40	Marek Svatos	9	1	2	3	2	0	0	0	0	17	5.9%	1	0	0	0.0%	11:14	4	3
42	Mikko Lehtonen	15	1	2	3	8	0	0	0	0	14	7.1%	0	0	0	0.0%	14:35	9	19
12	Andreas Thuresson	25	1	2	3	6	0	0	0	0	32	3.1%	-6	12	3	25.0%	10:00	50	6
20	Nathan Perrott	23	1	2	3	79	0	0	1	0	7	14.3%	-1	1	0	0.0%	4:53	26	2
41	Brent Gilchrist	41	1	2	3	14	0	0	0	0	41	2.4%	-11	25	8	32.0%	10:45	0	0
17	Patrick Cote	91	1	2	3	312	0	0	0	0	29	3.4%	-14	0	0	0.0%	4:28	47	7
30	Chris Mason	146	1	2	3	8	0	0	0	0	1	100.0%	--	--	--	--	--	--	--
24	Brandon Bochenski	8	1	2	3	0	0	0	0	0	9	11.1%	2	0	0	0.0%	11:56	2	0
19	Brendan Witt	17	0	3	3	68	0	0	0	0	13	0.0%	5	0	0	0.0%	17:29	46	23
42/36	Robert Schnabel	22	0	3	3	34	0	0	0	0	10	0.0%	6	0	0	0.0%	13:48	1	2
37	Denis Grebeshkov	4	1	1	2	6	0	0	0	0	4	25.0%	0	0	0	0.0%	16:28	5	4
23	Zach Boychuk	5	1	1	2	4	0	0	0	0	8	12.5%	1	0	0	0.0%	13:42	3	0
21	Simon Moser	6	1	1	2	2	0	0	0	0	7	14.3%	0	0	0	0.0%	10:07	5	1
18	Niclas Bergfors	11	1	1	2	2	0	0	1	0	11	9.1%	-2	0	0	0.0%	8:04	0	5
9	Sergei Zholtok	11	1	1	2	0	0	0	0	0	17	5.9%	-2	122	66	54.1%	11:41	0	0
19	Mike Watt	18	1	1	2	8	0	0	1	0	18	5.6%	-2	2	1	50.0%	11:02	22	7
8	Stu Grimson	30	1	1	2	76	0	0	0	0	5	20.0%	0	0	0	0.0%	6:08	23	7
45	Jason Morgan	6	0	2	2	2	0	0	0	0	6	0.0%	0	15	11	73.3%	10:05	0	0
50	Daniel Bang	8	0	2	2	0	0	0	0	0	13	0.0%	-2	0	0	0.0%	12:54	12	0
34	Shane Hnidy	9	0	2	2	10	0	0	0	0	12	0.0%	3	0	0	0.0%	18:10	0	0

# TEAM HISTORY & RECORDS

## ALL-TIME STATISTICS

4	Jay More	18	0	2	2	18	0	0	0	0	24	0.0%	2	0	0	0.0%	16:30	34	9
23	Brian McGrattan	32	0	2	2	61	0	0	0	0	10	0.0%	-1	0	0	0.0%	5:23	30	3
8	Petter Granberg	37	0	2	2	23	0	0	0	0	16	0.0%	1	0	0	0.0%	12:37	65	35
30	Carter Hutton	75	0	2	2	2	0	0	0	0	0	0.0%	--	--	--	--	--	--	--
1	Mike Dunham	217	0	2	2	14	0	0	0	0	0	0.0%	--	--	--	--	--	--	--
24	Reid Boucher	3	1	0	1	0	0	0	0	-	3	33.3%	1	0	0	0.0%	8:42	1	0
26	Mark Arcobello	4	1	0	1	0	0	0	0	-	3	33.3%	0	3	2	66.7%	10:35	3	0
46	Kevin Henderson	4	1	0	1	0	0	0	0	0	3	33.3%	-1	0	0	0.0%	14:41	3	1
14	Jon Sim	4	1	0	1	0	0	0	0	0	3	33.3%	0	14	5	35.7%	9:18	0	0
20/41	Simon Gamache	18	1	0	1	0	1	0	0	0	8	12.5%	-9	20	11	55.0%	8:00	2	0
34	Wade Flaherty	1	0	1	1	0	0	0	0	0	0	0.0%	--	--	--	--	--	--	--
6	Stan Neckar	1	0	1	1	0	0	0	0	0	0	0.0%	2	0	0	0.0%	14:59	0	0
8	Doug Friedman	2	0	1	1	14	0	0	0	0	3	0.0%	0	0	0	0.0%	7:00	2	1
72	Joonas Rask	2	0	1	1	0	0	0	0	0	0	0.0%	-1	0	0	0.0%	8:00	0	0
34	Sheldon Brookbank	3	0	1	1	12	0	0	0	0	3	0.0%	0	0	0	0.0%	8:16	2	2
36	Sean Haggerty	3	0	1	1	0	0	0	0	0	2	0.0%	1	0	0	0.0%	8:35	4	1
24	Brad Hunt	3	0	1	1	0	0	0	0	-	2	0.0%	1	0	0	0.0%	17:13	0	2
25	Matt Carle	6	0	1	1	0	0	0	0	-	2	0.0%	-1	0	0	0.0%	13:08	3	5
27	Derek Grant	6	0	1	1	5	0	0	0	-	6	0.0%	-2	52	28	53.8%	8:41	2	4
20	Todd Warriner	6	0	1	1	4	0	0	0	0	6	0.0%	-1	5	3	60.0%	11:15	0	0
36	Niklas Andersson	7	0	1	1	0	0	0	0	0	7	0.0%	0	0	0	0.0%	12:50	1	0
28/5	Tomas Kloucek	8	0	1	1	12	0	0	0	0	1	0.0%	4	0	0	0.0%	10:53	0	0
11	PA Parenteau	8	0	1	1	0	0	0	0	-	14	0.0%	-2	1	0	0.0%	12:33	9	1
74	Nick Tarnasky	11	0	1	1	17	0	0	0	0	6	0.0%	1	0	0	0.0%	5:38	15	6
13	Jere Karalahti	15	0	1	1	12	0	0	0	0	8	0.0%	-1	0	0	0.0%	18:45	54	13
4	Vitaly Vishnevski	15	0	1	1	10	0	0	0	0	6	0.0%	1	0	0	0.0%	10:02	27	10
22	Scott Hannan	29	0	1	1	20	0	0	0	0	20	0.0%	-11	0	0	0.0%	19:29	29	47
39	Marek Mazanec	31	0	1	1	0	0	0	0	0	0	0.0%	--	--	--	--	--	--	--
39	Anders Lindback	38	0	1	1	0	0	0	0	0	0	0.0%	--	--	--	--	--	--	--
39	Dan Ellis	110	0	1	1	6	0	0	0	0	0	0.0%	--	--	--	--	--	--	--
31	Mark Dekanich	1	0	0	0	0	0	0	0	0	0	0.0%	--	--	--	--	--	--	--
40	Mike Farrell	1	0	0	0	0	0	0	0	0	0	0.0%	--	--	--	--	--	--	--
45	Magnus Hellberg	1	0	0	0	0	0	0	0	0	6	0.0%	--	--	--	--	--	--	--
28	Patrick Leahy	1	0	0	0	0	0	0	0	0	0	0.0%	0	0	0	0.0%	5:46	0	0
49	Michael Leighton	1	0	0	0	0	0	0	0	0	0	0.0%	--	--	--	--	--	--	--
17	Mike Liambas	1	0	0	0	0	0	0	0	-	0	0.0%	-1	0	0	0.0%	4:42	1	0
36	Peter Olvecky	1	0	0	0	0	0	0	0	0	0	0.0%	0	0	0	0.0%	7:53	0	0
47	Libor Pivko	1	0	0	0	0	0	0	0	0	2	0.0%	0	0	0	0.0%	6:50	0	0
21	Corey Potter	1	0	0	0	0	0	0	0	0	0	0.0%	0	0	0	0.0%	14:44	0	1
12	Yves Sarault	1	0	0	0	0	0	0	0	0	0	0.0%	0	0	0	0.0%	5:15	0	0
23	Trevor Smith	1	0	0	0	0	0	0	0	-	0	0.0%	0	8	0	0.0%	7:20	0	2
21	Zack Stortini	1	0	0	0	7	0	0	0	0	1	0.0%	0	0	0	0.0%	4:53	1	0
65	Ryan Thang	1	0	0	0	0	0	0	0	0	1	0.0%	0	0	0	0.0%	8:32	0	0
27	Pascal Trepanier	1	0	0	0	0	0	0	0	0	1	0.0%	0	0	0	0.0%	9:55	0	0
29	Mark Van Guilder	1	0	0	0	0	0	0	0	0	0	0.0%	0	0	0	0.0%	8:27	0	0
28	Steve Begin	2	0	0	0	4	0	0	0	0	2	0.0%	-2	0	0	0.0%	9:48	5	0
73	Alexandre Carrier	2	0	0	0	0	0	0	0	-	1	0.0%	1	0	0	0.0%	10:23	0	1
32	Mathieu Darche	2	0	0	0	0	0	0	0	0	1	0.0%	-1	0	0	0.0%	6:39	0	0
40	Devan Dubnyk	2	0	0	0	0	0	0	0	0	0	0.0%	--	--	--	--	--	--	--
7	Stefan Elliott	2	0	0	0	0	0	0	0	0	2	0.0%	-1	0	0	0.0%	13:30	2	2
31	Brian Finley	2	0	0	0	0	0	0	0	0	0	0.0%	--	--	--	--	--	--	--
49	Rory Fitzpatrick	2	0	0	0	2	0	0	0	0	0	0.0%	-2	0	0	0.0%	9:47	1	0
54	Darren Haydar	2	0	0	0	0	0	0	0	0	1	0.0%	-1	0	0	0.0%	8:54	0	0
47	Matt Henderson	2	0	0	0	2	0	0	0	0	0	0.0%	-1	0	0	0.0%	6:23	4	0
50	Vladislav Kamenev	2	0	0	0	2	0	0	0	-	1	0.0%	-1	13	6	46.2%	10:03	1	1
15	Josh Langfeld	2	0	0	0	0	0	0	0	0	5	0.0%	0	0	0	0.0%	9:47	2	0
15	Matthew Lombardi	2	0	0	0	0	0	0	0	0	6	0.0%	-1	29	16	55.2%	14:49	0	0
20	John Namestnikov	2	0	0	0	2	0	0	0	0	3	0.0%	0	0	0	0.0%	15:48	0	0
39	Domenic Pittis	2	0	0	0	2	0	0	0	0	1	0.0%	0	6	1	16.7%	4:59	0	0
16	Timofei Shishkanov	2	0	0	0	0	0	0	0	0	0	0.0%	-1	0	0	0.0%	6:31	0	0
50	Petr Sykora	2	0	0	0	0	0	0	0	0	2	0.0%	-1	11	5	45.5%	8:19	0	0
2	Rob Zetter	2	0	0	0	2	0	0	0	0	0	0.0%	-2	0	0	0.0%	16:16	5	1
21	Triston Grant	3	0	0	0	9	0	0	0	0	2	0.0%	-1	0	0	0.0%	7:14	5	1

# TEAM HISTORY & RECORDS

## ALL-TIME STATISTICS

14	Brett Hauer	3	0	0	0	6	0	0	0	0	2	0.0%	-3	0	0	0.0%	10:29	3	1
47	Joe Piskula	3	0	0	0	2	0	0	0	0	2	0.0%	0	0	0	0.0%	13:36	2	2
12	Brad Smyth	3	0	0	0	6	0	0	0	0	5	0.0%	-1	0	0	0.0%	9:54	1	0
11	Eeli Tolvanen	3	0	0	0	0	0	0	0	0	3	0.0%	0	0	0	0.0%	12:07	2	1
14	Rich Brennan	4	0	0	0	2	0	0	0	0	0	0.0%	0	0	0	0.0%	14:31	8	3
26	Philip Crowe	4	0	0	0	10	0	0	0	0	1	0.0%	0	0	0	0.0%	4:06	5	0
58	Linus Klasen	4	0	0	0	0	0	0	0	0	4	0.0%	-3	0	0	0.0%	12:53	1	1
28	Cameron Mann	4	0	0	0	0	0	0	0	0	5	0.0%	-2	0	0	0.0%	5:53	0	0
5	Adam Pardy	4	0	0	0	6	0	0	0	-	4	0.0%	-1	0	0	0.0%	10:59	3	3
48	Jonas Andersson	5	0	0	0	2	0	0	0	0	4	0.0%	-2	0	0	0.0%	9:06	5	0
17	Patrick Eaves	5	0	0	0	0	0	0	0	0	2	0.0%	-3	0	0	0.0%	9:46	5	1
28	Kyle Wilson	5	0	0	0	0	0	0	0	0	2	0.0%	-1	2	1	50.0%	8:08	7	1
24	Ben Guite	6	0	0	0	4	0	0	0	0	5	0.0%	-3	34	15	44.1%	8:29	14	4
35	Jan Lasak	6	0	0	0	2	0	0	0	0	0	0.0%	--	--	--	--	--	--	--
42	Pavel Skrbek	8	0	0	0	6	0	0	0	0	2	0.0%	-1	0	0	0.0%	11:12	4	7
26	Wade Brookbank	9	0	0	0	38	0	0	0	0	1	0.0%	-4	0	0	0.0%	3:28	0	0
35	Eric Fichaud	9	0	0	0	0	0	0	0	0	0	0.0%	--	--	--	--	--	--	--
38	Alexandre Boikov	10	0	0	0	15	0	0	0	0	4	0.0%	-1	0	0	0.0%	6:45	24	3
5	Brad Bombardir	13	0	0	0	4	0	0	0	0	9	0.0%	1	0	0	0.0%	19:02	0	0
32/4/2	Teemu Laakso	17	0	0	0	10	0	0	0	0	9	0.0%	-3	0	0	0.0%	10:44	14	12
74	Brantt Myhres	20	0	0	0	28	0	0	0	0	1	0.0%	-5	0	0	0.0%	3:48	8	0
16	Cody Bass	26	0	0	0	36	0	0	0	0	12	0.0%	-2	23	12	28.6%	25:32	40	12
33/16	Marc Moro	27	0	0	0	75	0	0	0	0	11	0.0%	-5	0	0	0.0%	9:49	59	7



# TEAM HISTORY & RECORDS

## PERSONNEL & ALL-STARS

### ALL-STAR GAME REPRESENTATIVES

YEAR	SITE	PLAYER	TEAM	G	A	PTS	PIM
1999	Tampa Bay	Sergei Krivokrasov	World	0	0	0	0
2000*	Toronto	Kimmo Timonen	World	-	-	-	-
2004	Minnesota	Kimmo Timonen	West	0	0	0	0
2007**	Dallas	Kimmo Timonen	West	0	0	0	0
2008	Atlanta	Jason Arnott	West	0	1	1	0
2009	Montreal	Shea Weber	West	0	0	0	0
2011	Carolina	Shea Weber	Lidstrom	0	4	4	0
2012	Ottawa	Ryan Suter	Chara	0	1	1	0
	Ottawa	Shea Weber	Alfredsson	0	0	0	0
2015**	Columbus	Filip Forsberg	Team Toews	2	0	2	0
	Columbus	Shea Weber	Team Toews	0	0	0	0
2016	Nashville	Roman Josi	Central	1	0	1	0
	Nashville	James Neal	Central	2	1	3	0
	Nashville	Shea Weber	Central	0	1	1	0
2017	Los Angeles	P.K. Subban	Central	1	0	1	0
2018**	Tampa	P.K. Subban	Central	1	0	1	0
YEAR	SITE	GOALIES	TEAM	W-L	MIN	GA	SA
2004	Minnesota	Tomas Vokoun	West	L	20	4	12
2015*	Columbus	Pekka Rinne	-	-	-	-	-
2016	Nashville	Pekka Rinne	Central	-	10	3	8
2018	Nashville	Pekka Rinne	Central	-	10	0	4

\* Timonen did not play in the 2000 NHL All-Star Game due to injury.

\* Rinne did not play in the 2015 NHL All-Star Game due to injury.

\*\* Head Coach Barry Trotz served as assistant coach for the Western Conference All-Stars.

\*\* Head Coach Peter Laviolette and his staff served as the coaching staff for Team Toews at the 2015 All-Star Game after recording the League's best record at the midpoint.

\*\* Head Coach Peter Laviolette served as the Central Division's Head Coach at the 2018 NHL All-Star Game after recording the League's best record at the midpoint.

### YOUNGSTARS GAME REPRESENTATIVES

YEAR	SITE	PLAYER	TEAM	G	A	PTS	PIM
2002	Los Angeles	Scott Hartnell	Melrose	0	1	1	0
		David Legwand	Melrose	2	2	4	0
2003	Florida	Adam Hall	West	1	1	2	0
2004	Minnesota	Dan Hamhuis	West	0	0	0	0
2007	Dallas	Alexander Radulov	West	1	0	1	0
		Shea Weber	West	0	2	2	0
2012	Ottawa	Craig Smith	Alfredsson	-	-	-	-
YEAR	SITE	GOALIES	TEAM	W-L	MIN	GA	SA
2009	Montreal	Pekka Rinne	Rookies	W	18	5	24

### PERSONNEL HISTORY

#### Chief Executive Officers

Jeff Cogen	August 10, 2010 - November 30, 2015
Sean Henry	December 1, 2015 -

#### Presidents

Jack Diller	July 1, 1997 - June 30, 2005
Ed Lang	December 11, 2007 - August 10, 2010
David Poile	December 11, 2007 -
Sean Henry	August 10, 2010 -

#### General Managers

David Poile	July 9, 1997 -
-------------	----------------

#### Assistant General Managers

Ray Shero	November 30, 1998 - May 25, 2006
Paul Fenton	June 5, 2006 - May 21, 2018
Brian Poile	May 22, 2018 -
Jeff Kealty	May 22, 2018 -

#### Head Coaches

Barry Trotz	April 14, 2007 - April 14, 2014
Peter Laviolette	May 6, 2014 -

#### Assistant/Associate Coaches

Paul Gardner	August 6, 1997 - April 15, 2003
Brent Peterson	(assistant) June 19, 1998 - June 19, 2003 (associate) June 19, 2003 - June 26, 2011
Peter Horachek	(assistant) June 19, 2003 - June 15, 2011 (associate) June 15, 2011 - May 21, 2013
Lane Lambert	June 9, 2011 - June 27, 2014
Phil Housley	May 21, 2013 - June 15, 2017
Kevin McCarthy	(assistant) May 6, 2014 - July 20, 2017 (associate) July 20, 2017 -
Dan Muse	(assistant) July 20, 2017 -

#### Captains

Tom Fitzgerald	July 6, 1998 - March 13, 2002
Greg Johnson	October 8, 2002 - June 30, 2006
Scott Walker	January 12, 2003 - January 27, 2003
Kimmo Timonen	October 3, 2006 - June 18, 2007
Jason Arnott	September 12, 2007 - June 19, 2010
Shea Weber	July 8, 2010 - June 29, 2016
Mike Fisher	September 8, 2016 - August 3, 2017
Roman Josi	September 19, 2017 -



# TEAM HISTORY & RECORDS

## AWARD WINNERS



### NHL Foundation Award

Recognizes an NHL player who applies the core values of hockey - commitment, perseverance and teamwork - to enrich the lives of people in his community.

2012 Mike Fisher

### Mark Messier NHL Leadership Award

Presented to the player who exemplifies great leadership qualities to his team, on and off the ice, during the regular season.

2016 Shea Weber

### Bill Masterton Memorial Trophy

Given to the player who best exemplifies the qualities of perseverance, sportsmanship and dedication to hockey.

2009 Steve Sullivan

### Lester Patrick Award

For outstanding service to hockey in the United States.

2001 David Poile

### Vezina Trophy

Awarded to the goalkeeper adjudged to be the best at his position.

2018 Pekka Rinne

### General Manager of the Year

2017 David Poile

### NHL Player of the Week

12/27/99-1/2/00 Tomas Vokoun

### NHL Defensive Player of the Week

11/24/03-11/30/03 Tomas Vokoun

11/28/05-12/4/05 Tomas Vokoun

3/13/06-3/19/06 Tomas Vokoun

### NHL Offensive Player of the Week

12/22/03-12/28/03 Scott Walker

2/16/04-2/22/04 Steve Sullivan

10/10/05-10/16/05 Steve Sullivan

### NHL Rookie of the Month

February, 2009 Pekka Rinne

November, 2013 Marek Mazanec

November, 2014 Filip Forsberg

### NHL Three Stars of the Month

January, 2008 J-P Dumont 2nd Star

October, 2008 Shea Weber 3rd Star

January, 2011 Pekka Rinne 3rd Star

March, 2011 Pekka Rinne 3rd Star

January, 2012 Pekka Rinne 3rd Star

November, 2014 Pekka Rinne 3rd Star

February, 2016 Filip Forsberg 3rd Star

November, 2016 Pekka Rinne 1st Star

February, 2017 Filip Forsberg 2nd Star

### NHL Three Stars of the Week

10/3/07-10/7/07 Chris Mason 3rd Star

11/12/07-11/18/07 Martin Erat 3rd Star

12/17/07-12/23/07 Jason Arnott 3rd Star

3/24/08-3/30/08 Dan Ellis 2nd Star

11/10/08-11/16/08 Dan Ellis 3rd Star

12/1-12/7/08 Pekka Rinne 1st Star

10/26-11/1/09 Pekka Rinne 2nd Star

12/14-12/20/09 Patric Hornqvist 3rd Star

3/8-3/14/10 Pekka Rinne 3rd Star

3/15-3/21/10 Pekka Rinne 1st Star

12/12-12/18/11 Pekka Rinne 2nd Star

1/23-1/29/12 Pekka Rinne 2nd Star

3/12-3/18/12 Martin Erat 3rd Star

12/9-12/15/13 Carter Hutton 3rd Star

11/9-11/16/14 Filip Forsberg 3rd Star

12/21-12/28/14 Colin Wilson 2nd Star

2/9-2/15/15 Pekka Rinne 3rd Star

11/30-12/6/15 Shea Weber 2nd Star

2/22-2/28/16 Filip Forsberg 1st Star

11/7-11/13/16 Pekka Rinne 3rd Star

2/6-2/12/17 Viktor Arvidsson 3rd Star

2/20-2/26/17 Filip Forsberg 1st Star

### Sporting News NHL Executive of the Year

2006-07 David Poile

### Sporting News NHL Coach of the Year

2006-07 Barry Trotz

### NHL All-Star Teams

**First Team** 2011 Shea Weber

2012 Shea Weber

2018 Pekka Rinne

**Second Team** 2011 Pekka Rinne

2014 Shea Weber

2015 Shea Weber

2018 P.K. Subban

**All-Rookie Team** 2015 Filip Forsberg

2018 Juuse Saros

### NHL Award Finalists

#### NHL General Manager of the Year

2010 David Poile

2011 David Poile

2012 David Poile

#### Jack Adams Award

Presented to the head coach who has contributed the most to his team's success.

2010 Barry Trotz

2011 Barry Trotz

2015 Peter Laviolette

#### Vezina Trophy

Awarded to the goalkeeper adjudged to be the best at his position.

2011 Pekka Rinne

2012 Pekka Rinne

2015 Pekka Rinne

2018 Pekka Rinne

#### Norris Trophy

Awarded to the defensive player who demonstrates throughout the season the greatest all-around ability in the position.

2011 Shea Weber

2012 Shea Weber

2014 Shea Weber

2018 P.K. Subban

#### King Clancy Memorial Trophy

Awarded to the player who best exemplifies leadership qualities on and off the ice and has made a noteworthy humanitarian contribution in his community.

2018 P.K. Subban

# TEAM HISTORY & RECORDS

## OLYMPIANS

### PREDATORS ORGANIZATION OLYMPIC REPRESENTATIVES

YEAR	SITE	PLAYER	COUNTRY	RESULT	GP	G	A	PTS	PIM
2002	Salt Lake City	Richard Lintner	Slovakia	13th	4	1	1	2	0
2002	Salt Lake City	Oliver Setzinger	Austria	12th	4	1	0	1	2
2002	Salt Lake City	Karlis Skrastins	Latvia	Ninth	1	0	0	0	0
2002	Salt Lake City	Kimmo Timonen	Finland	Sixth	4	0	1	1	2
2006	Torino	Martin Erat	Czech Republic	Bronze	8	1	1	2	4
2006	Torino	Jukka Hentunen	Finland	Silver	8	0	0	0	2
2006	Torino	Danny Markov	Russia	Fourth	8	0	2	2	4
2006	Torino	Alexander Sulzer	Germany	10th	5	0	1	1	2
2006	Torino	Kimmo Timonen	Finland	Silver	8	1	4	5	2
2006	Torino	Marek Zidlicky	Czech Republic	Bronze	7	4	1	5	16
2010	Vancouver	Martin Erat	Czech Republic	Seventh	5	0	1	1	2
2010	Vancouver	Marcel Goc	Germany	11th	4	2	1	3	0
2010	Vancouver	Patric Hornqvist	Sweden	Fifth	4	1	0	1	4
2010	Vancouver	Alexander Radulov	Russia	Sixth	4	1	1	2	4
2010	Vancouver	Alexander Sulzer	Germany	11th	4	0	0	0	4
2010	Vancouver	Ryan Suter	United States	Silver	6	0	4	4	2
2010	Vancouver	Shea Weber	Canada	Gold	7	2	4	6	2
2014	Sochi	Roman Josi	Switzerland	Ninth	4	0	0	0	0
2014	Sochi	Simon Moser	Switzerland	Ninth	4	1	0	1	2
2014	Sochi	Alexander Radulov	Russia	Fifth	5	3	3	6	4
2014	Sochi	Shea Weber	Canada	Gold	6	3	3	6	0

\*\* Predators General Manager David Poile served as General Manager for Team USA at the 2014 Olympics, and as Associate General Manager at the 2010 Olympics.

### GOALIES

YEAR	SITE	PLAYER	COUNTRY	RESULT	GP	MIN	REC	GA	SA	GAA	SV%
2002	Salt Lake City	Jan Lasak	Slovakia	13th	2	94	--	6	38	3.81	.864
2002	Salt Lake City	Mike Dunham	United States	Silver	1	60	--	0	23	0.00	1.000
2006	Torino	Tomas Vokoun	Czech Republic	Bronze	7	342	3-4	14	136	2.46	.897



# TEAM HISTORY & RECORDS

## ALL-TIME LEADERBOARD

### PLAYERS

CAREER	SINGLE SEASON	
GAMES PLAYED	GAMES PLAYED	
David Legwand	956	47 tied with 82
Shea Weber	763	
Martin Erat	723	
Kimmo Timonen	573	
Ryan Suter	542	

GOALS	GOALS	
David Legwand	210	Filip Forsberg 2015-16 33
Shea Weber	166	Jason Arnott 2008-09 33
Martin Erat	163	Arvidsson, Forsberg 2016-27 31
Craig Smith	123	James Neal 2015-16 31
Filip Forsberg	117	Paul Kariya 2005-06 31
		Steve Sullivan 2005-06 31

ASSISTS	ASSISTS	
David Legwand	356	Paul Kariya 2005-06 54
Martin Erat	318	Paul Kariya 2006-07 52
Shea Weber	277	J-P Dumont 2008-09 49
Kimmo Timonen	222	Ryan Johansen 2016-17 47
Roman Josi	214	Roman Josi 2015-16 47
		Mike Ribeiro 2014-15 47

POINTS	POINTS	
David Legwand	566	Paul Kariya 2005-06 85
Martin Erat	481	Paul Kariya 2006-07 76
Shea Weber	443	J-P Dumont 2007-08 72
Kimmo Timonen	301	Jason Arnott 2007-08 72
Roman Josi	292	Steve Sullivan 2005-06 68

PENALTY MINUTES	PENALTY MINUTES	
Jordin Tootoo	725	Patrick Cote 1998-99 242
Scott Hartnell	626	Denny Lambert 1998-99 218
Shea Weber	568	Rich Clune 2013-14 166
David Legwand	474	Darcy Hordichuk 2005-06 163
Scott Walker	465	Drake Berehowsky 1998-99 140

### GOALTENDERS

CAREER	SINGLE SEASON	
GAMES PLAYED	GAMES PLAYED	
Pekka Rinne	567	Pekka Rinne 2011-12 73
Tomas Vokoun	383	Tomas Vokoun 2003-04 73
Mike Dunham	217	Tomas Vokoun 2002-03 69
Chris Mason	146	Pekka Rinne 2015-16 66
Dan Ellis	110	Pekka Rinne 2014-15 64
		Pekka Rinne 2010-11 64

MINUTES	MINUTES	
Pekka Rinne	32895	Tomas Vokoun 2003-04 4221
Tomas Vokoun	21788	Pekka Rinne 2011-12 4169
Mike Dunham	12495	Tomas Vokoun 2002-03 3974
Chris Mason	7599	Pekka Rinne 2015-16 3895
Dan Ellis	5908	Pekka Rinne 2014-15 3851

SHUTOUTS	SHUTOUTS	
Pekka Rinne	51	Pekka Rinne 2017-18 8
Tomas Vokoun	21	Pekka Rinne 2009-10 7
Chris Mason	12	Pekka Rinne 2008-09 7
Dan Ellis	10	Pekka Rinne 2010-11 6
Mike Dunham	8	Dan Ellis 2007-08 6

GAA (min 52 GP)	GAA (min 26 GP)	
Pekka Rinne	2.37	Pekka Rinne 2010-11 2.12
Tomas Vokoun	2.54	Pekka Rinne 2014-15 2.18
Carter Hutton	2.55	Tomas Vokoun 2002-03 2.20
Dan Ellis	2.64	Mike Dunham 2000-01 2.28
Chris Mason	2.68	Pekka Rinne 2017-18 2.31

SAVE % (min 52 GP)	SAVE % (min 26 GP)	
Pekka Rinne	.919	Pekka Rinne 2010-11 .930
Tomas Vokoun	.913	Pekka Rinne 2017-18 .927
Dan Ellis	.912	Juuse Saros 2017-18 .925
Mike Dunham	.910	Chris Mason 2006-07 .925
Carter Hutton	.910	Dan Ellis 2007-08 .924
Chris Mason	.910	

WINS	WINS	
Pekka Rinne	311	Pekka Rinne 2011-12 43
Tomas Vokoun	161	Pekka Rinne 2017-18 42
Mike Dunham	81	Pekka Rinne 2014-15 41
Chris Mason	59	Tomas Vokoun 2005-06 36
Dan Ellis	49	Pekka Rinne 2015-16 34
		Tomas Vokoun 2003-04 34

TIES	TIES	
Tomas Vokoun	35	Tomas Vokoun 2002-03 11
Mike Dunham	24	Tomas Vokoun 2003-04 10
Chris Mason	1	Mike Dunham 2001-02 9
		Mike Dunham 1999-00 6
		Tomas Vokoun 2000-01 5



# TEAM HISTORY & RECORDS

## SEASON LEADERS

Season	Goals	Assists	Points	PIM				
1998-99	Sergei Krivokrasov	25	Cliff Ronning	53	Patrick Cote	242		
1999-00	Cliff Ronning	26	Cliff Ronning	36	Bob Boughner	97		
2000-01	Scott Walker	25	Cliff Ronning	43	Cliff Ronning	128		
2001-02	Denis Arhipov	20	Cliff Ronning	31	Cliff Ronning	49	Cale Hulse	121
2002-03	Andreas Johansson	20	Kimmo Timonen	34	David Legwand	48	Cale Hulse	121
2003-04	Scott Walker	25	Scott Walker	42	Scott Walker	67	Jordin Tootoo	137
2005-06	Kariya/Sullivan	31	Paul Kariya	54	Paul Kariya	85	Darcy Hordichuk	163
2006-07	Arnott/Legwand	27	Paul Kariya	52	Paul Kariya	76	Jordin Tootoo	116
2007-08	J-P Dumont	29	Jason Arnott	44	Dumont/Arnott	72	Jordin Tootoo	100
2008-09	Jason Arnott	33	J-P Dumont	49	J-P Dumont	65	Jordin Tootoo	124
2009-10	Patric Hornqvist	30	Steve Sullivan	34	Hornqvist/Sullivan	51	Wade Belak	58
2010-11	Sergei Kostitsyn	23	Ryan Suter	35	Kostitsyn/Erat	50	Shane O'Brien	83
2011-12	Patric Hornqvist	27	Erat/Suter	39	Martin Erat	58	Jordin Tootoo	92
2012-13	David Legwand	12	Shea Weber	19	Shea Weber	28	Rich Clune	113
2013-14	Craig Smith	24	Shea Weber	33	Shea Weber	56	Rich Clune	166
2014-15	Filip Forsberg	26	Mike Ribeiro	47	Filip Forsberg	63	Shea Weber	72
2015-16	Filip Forsberg	33	Roman Josi	47	Filip Forsberg	64	Barret Jackman	76
2016-17	Arvidsson/Forsberg	31	Ryan Johansen	47	Arvidsson/Johansen	61	Austin Watson	99
2017-18	Viktor Arvidsson	29	P.K. Subban	43	Filip Forsberg	64	Austin Watson	123

Season	PPG	SHG	GWG	Shots				
1998-99	Sergei Krivokrasov	10	Greg Johnson	3	Sergei Krivokrasov	6	Cliff Ronning	239
1999-00	Patric Kjellberg	9	Tom Fitzgerald	3	Three tied with	3	Cliff Ronning	248
2000-01	Scott Walker	9	Scott Walker	3	Four tied with	4	Cliff Ronning	237
2001-02	Andy Delmore	11	Vitali Yachmenev	2	Denis Arhipov	6	Andy Delmore	175
2002-03	Andy Delmore	14	Legwand/Skrastins	1	Andy Delmore	6	Scott Hartnell	221
2003-04	Walker/Zidlicky	9	Greg Johnson	4	David Legwand	5	Kimmo Timonen	180
2005-06	Paul Kariya	14	Johnson/Sullivan	4	Scott Hartnell	8	Paul Kariya	245
2006-07	Jason Arnott	12	Steve Sullivan	2	David Legwand	7	Paul Kariya	224
2007-08	Jason Arnott	13	Nichol/Smithson	2	J-P Dumont	8	Jason Arnott	248
2008-09	Shea Weber	10	David Legwand	3	Jason Arnott	5	Shea Weber	251
2009-10	Patric Hornqvist	10	Jerred Smithson	2	Patric Hornqvist	8	Patric Hornqvist	275
2010-11	Martin Erat	7	David Legwand	2	Patric Hornqvist	5	Patric Hornqvist	265
2011-12	Shea Weber	10	Shea Weber	2	Mike Fisher	7	Hornqvist/Weber	230
2012-13	Patric Hornqvist	4	Gabriel Bourque	1	Three tied with	2	Shea Weber	124
2013-14	Shea Weber	12	Nystrom/Spaling	1	Patric Hornqvist	6	Patric Hornqvist	248
2014-15	Mike Fisher	7	Four tied with	1	Forsberg/Neal	6	Craig Smith	252
2015-16	Shea Weber	14	Seven tied with	1	Craig Smith	6	James Neal	268
2016-17	Fisher/Josi	7	Viktor Arvidsson	5	Filip Forsberg	9	Viktor Arvidsson	246
2017-18	Filip Forsberg	13	Austin Watson	4	Arvidsson/Forsberg	6	Roman Josi	253

Season	Shooting %	Points (defenseman)	Plus-minus rating	Average time on ice				
1998-99	Andrew Brunette	16.9	Jamie Heward	18	Rob Valicevic	+4	Joel Bouchard	22:34
1999-00	Patric Kjellberg	17.8	Kimmo Timonen	33	Vitali Yachmenev	+5	Drake Berehowsky	22:40
2000-01	Scott Walker	15.7	Kimmo Timonen	25	Mark Eaton	+7	Kimmo Timonen	23:11
2001-02	Denis Arhipov	16.9	Kimmo Timonen	42	Scott Hartnell	+5	Kimmo Timonen	24:12
2002-03	Andreas Johansson	16.1	Kimmo Timonen	40	Jason York	+13	Kimmo Timonen	22:24
2003-04	Scott Walker	15.9	Marek Zidlicky	53	Mark Eaton	+16	Kimmo Timonen	23:52
2005-06	Steve Sullivan	16.1	Kimmo Timonen	50	Scottie Upshall	+14	Dan Hamhuis	22:33
2006-07	Alexander Radulov	18.8	Kimmo Timonen	55	David Legwand	+23	Kimmo Timonen	21:50
2007-08	J-P Dumont	15.1	Marek Zidlicky	43	Jason Arnott	+19	Dan Hamhuis	22:43
2008-09	Jason Arnott	16.8	Shea Weber	53	Greg Zanon	+8	Ryan Suter	24:15
2009-10	Jerred Smithson	16.7	Shea Weber	43	Patric Hornqvist	+18	Ryan Suter	23:58
2010-11	Sergei Kostitsyn	24.7	Shea Weber	48	Ryan Suter	+20	Shea Weber	25:19
2011-12	Martin Erat	17.8	Shea Weber	49	Shea Weber	+21	Ryan Suter	26:30
2012-13	Colin Wilson	26.9	Shea Weber	28	Bourque/Fisher	+6	Shea Weber	25:55
2013-14	Nick Spaling	15.3	Shea Weber	56	Craig Smith	+16	Shea Weber	26:54
2014-15	Mike Fisher	17.1	Roman Josi	55	Colin Wilson	+19	Roman Josi	26:28
2015-16	Eric Nystrom	25.9	Roman Josi	61	James Neal	+27	Roman Josi	25:29
2016-17	Mike Fisher	15.0	Roman Josi	49	Ryan Ellis	+17	Roman Josi	25:04
2017-18	Scott Hartnell	15.9	P.K. Subban	59	Filip Forsberg	+27	Roman Josi	24:28

# TEAM HISTORY & RECORDS

## SEASON LEADERS

Season	Hits	Blocked Shots		
1998-99	Bob Boughner	233	Drake Berehowsky	109
1999-00	Bob Boughner	207	Berehowsky/Skrastins	110
2000-01	Cale Hulse	232	Karlis Skrastins	160
2001-02	Karlis Skrastins	161	Karlis Skrastins	137
2005-06	Darcy Hordichuk	150	Mark Eaton	170
2006-07	Shea Weber	165	Greg Zanon	189
2007-08	Dan Hamhuis	162	Greg Zanon	176
2008-09	Shea Weber	192	Greg Zanon	237
2009-10	Shea Weber	165	Kevin Klein	147
2010-11	Shea Weber	211	Kevin Klein	173
2011-12	Shea Weber	177	Kevin Klein	151
2012-13	Rich Clune	159	Shea Weber	90
2013-14	Shea Weber	169	Shea Weber	173
2014-15	Shea Weber	166	Roman Josi	209
2015-16	Shea Weber	169	Roman Josi	185
2016-17	Mike Fisher	160	Ryan Ellis	137
2017-18	Austin Watson	187	Roman Josi	120

\*Hits and blocked shots not kept during the 2002-03 and 2003-04 seasons

Season	GAA (min. 26 games)	Wins		Save % (min. 26 games)	
1998-99	Tomas Vokoun	2.95	Mike Dunham	16	Dunham/Vokoun
1999-00	Tomas Vokoun	2.78	Mike Dunham	19	Mike Dunham
2000-01	Mike Dunham	2.28	Mike Dunham	21	Mike Dunham
2001-02	Mike Dunham	2.61	Mike Dunham	23	Mike Dunham
2002-03	Tomas Vokoun	2.20	Tomas Vokoun	25	Tomas Vokoun
2003-04	Tomas Vokoun	2.53	Tomas Vokoun	34	Tomas Vokoun
2005-06	Tomas Vokoun	2.67	Tomas Vokoun	36	Tomas Vokoun
2006-07	Chris Mason	2.38	Tomas Vokoun	27	Chris Mason
2007-08	Dan Ellis	2.34	Dan Ellis	23	Dan Ellis
2008-09	Pekka Rinne	2.38	Pekka Rinne	29	Pekka Rinne
2009-10	Pekka Rinne	2.53	Pekka Rinne	32	Pekka Rinne
2010-11	Pekka Rinne	2.12	Pekka Rinne	33	Pekka Rinne
2011-12	Pekka Rinne	2.39	Pekka Rinne	43	Pekka Rinne
2012-13	Pekka Rinne	2.43	Pekka Rinne	15	Pekka Rinne
2013-14	Carter Hutton	2.62	Carter Hutton	20	Carter Hutton
2014-15	Pekka Rinne	2.18	Pekka Rinne	41	Pekka Rinne
2015-16	Pekka Rinne	2.48	Pekka Rinne	34	Pekka Rinne
2016-17	Pekka Rinne	2.42	Pekka Rinne	31	Pekka Rinne
2017-18	Pekka Rinne	2.31	Pekka Rinne	42	Pekka Rinne



# TEAM HISTORY & RECORDS

## MULTI-POINT/MULTI-GOAL GAMES

### PREDATORS ALL-TIME MULTIPLE-POINT GAMES

PLAYER	2PT	3PT	4PT	5PT	TOTAL
David Legwand	97	20	2	0	119
Martin Erat	87	20	3	0	110
Shea Weber	76	14	1	0	91
Roman Josi	63	3	1	1	68
Steve Sullivan	42	17	3	0	62
Kimmo Timonen	55	4	1	0	60

### SINGLE-SEASON LEADERS

2PT	3PT
Paul Kariya (2005-06) 19	Steve Sullivan (2006-07) 6
Viktor Arvidsson (2017-18) 19	Steve Sullivan (2006-07) 6
Steve Sullivan (2005-06) 16	Patric Hornqvist (2009-10) 5
Shea Weber (2013-14) 15	Paul Kariya (2006-07) 5
Martin Erat (2011-12) 15	Paul Kariya (2005-06) 5
Jason Arnott (2007-08) 15	David Legwand (2006-07) 5
Paul Kariya (2006-07) 15	Scott Walker (2003-04) 5
	Marek Zidlicky (2005-06) 5
4PT	TOTAL
Matt Cullen (2013-14) 2	Paul Kariya (2005-06) 25
Steve Sullivan (2003-04) 2	Paul Kariya (2006-07) 21
33 tied with 1	Steve Sullivan (2005-06) 20
	Filip Forsberg (2015-16) 18
5PT	Ryan Johansen (2016-17) 18
Dan Hamhuis (2003-04) 1	J-P Dumont (2007-08) 18
Marek Zidlicky (2003-04) 1	
J-P Dumont (2009-10) 1	
Roman Josi (2017-18) 1	

### PREDATORS ALL-TIME MULTIPLE-GOAL GAMES

PLAYER	2G	3G	TOTAL
David Legwand	23	2	25
Jason Arnott	14	2	16
Craig Smith	16	0	16
Filip Forsberg	10	6	16
Shea Weber	14	1	15
Patric Hornqvist	14	0	14

### SINGLE-SEASON LEADERS

2G	3G	TOTAL
Craig Smith (2013-14) 5	Filip Forsberg (2016-17) 2	Jason Arnott (2008-09) 6
Patric Hornqvist (2009-10) 5	Filip Forsberg (2015-16) 2	Paul Kariya (2005-06) 6
Jason Arnott (2008-09) 5	25 tied with 1	Viktor Arvidsson (2016-17) 5
Jason Arnott (2006-07) 5		Filip Forsberg (2015-16) 5
Scott Hartnell (2006-07) 5		James Neal (2015-16) 5
Paul Kariya (2005-06) 5	<b>4G</b>	Craig Smith (2013-14) 5
Filip Forsberg (2017-18) 5	Eric Nystrom (2013-14) 1	Patric Hornqvist (2009-10) 5
11 tied with 4		Jason Arnott (2006-07) 5
		Scott Hartnell (2006-07) 5
		David Legwand (2006-07) 5
		Filip Forsberg (2017-18) 5
		Steve Sullivan (2005-06) 5

# TEAM HISTORY & RECORDS

## 1998-99 FINAL SCORING

### RESULTS

GM#	Date	OPP	Score	Result	GF	GA
1	Oct. 10	FLA	0-1	L	0	1
2	Oct. 13	CAR	3-2	W	3	3
3	Oct. 17	@OTT	1-3	L	4	6
4	Oct. 19	@TOR	2-2 (OT)	T	6	8
5	Oct. 21	@DET	2-5	L	8	13
6	Oct. 23	CGY	3-4	L	11	17
7	Oct. 24	@CHI	4-5	L	15	22
8	Oct. 27	VAN	5-4	W	20	26
9	Oct. 31	COL	3-2	W	23	28
10	Nov. 4	@EDM	2-3	L	25	31
11	Nov. 6	@CGY	2-1	W	27	32
12	Nov. 7	@VAN	3-5	L	30	37
13	Nov. 10	@SJS	4-2	W	34	39
14	Nov. 12	@LAK	3-1	W	37	40
15	Nov. 14	@STL	1-5	L	38	45
16	Nov. 17	CHI	1-2	L	39	47
17	Nov. 19	STL	3-2	W	42	49
18	Nov. 21	NYI	3-6	L	45	55
19	Nov. 24	@STL	0-4	L	45	59
20	Nov. 25	CGY	4-3	W	49	62
21	Nov. 27	ANA	3-1	W	52	63
22	Nov. 29	@NYR	1-5	L	53	68
23	Dec. 1	OTT	1-3	L	54	71
24	Dec. 5	BUF	1-3	L	55	74
25	Dec. 8	EDM	3-3 (OT)	T	58	77
26	Dec. 10	SJS	2-1	W	60	78
27	Dec. 12	MTL	2-2 (OT)	T	62	80
28	Dec. 16	@ANA	1-6	L	63	86
29	Dec. 17	@SJS	1-3	L	64	89
30	Dec. 19	@VAN	6-4	W	70	93
31	Dec. 23	DET	5-3	W	75	96
32	Dec. 26	WSH	3-1	W	78	97
33	Dec. 28	@DAL	0-1	L	78	98
34	Dec. 30	BOS	2-5	L	80	103
35	Jan. 1	STL	5-6	L	85	109
36	Jan. 2	@CAR	1-4	L	86	113
37	Jan. 4	ANA	2-1	W	88	114
38	Jan. 7	SJS	3-4	L	91	118
39	Jan. 9	CHI	3-3 (OT)	T	94	121
40	Jan. 11	@PHI	0-8	L	94	129
41	Jan. 14	@DET	1-2 (OT)	L	95	131
42	Jan. 15	PHX	2-0	W	97	131
43	Jan. 18	@BOS	1-8	L	98	139
44	Jan. 19	VAN	4-1	W	102	140
45	Jan. 21	TBL	2-3	L	104	143
46	Jan. 26	DET	1-4	L	105	147
47	Jan. 28	@BUF	4-2	W	109	149
48	Jan. 30	@NJ	3-2 (OT)	W	112	151
49	Jan. 31	PHX	1-5	L	113	156
50	Feb. 4	@CGY	2-2 (OT)	T	115	158
51	Feb. 5	@EDM	2-4	L	117	162
52	Feb. 9	DET	2-5	L	119	167
53	Feb. 12	@NYI	2-1	W	121	168
54	Feb. 13	PIT	2-3 (OT)	L	123	171
55	Feb. 15	NYR	4-7	L	127	178
56	Feb. 19	COL	4-4 (OT)	T	131	182
57	Feb. 20	@STL	4-3	W	135	185
58	Feb. 23	DAL	3-4	L	138	189
59	Feb. 24	@DAL	2-1	W	140	190
60	Feb. 27	@COL	1-3	L	141	193
61	Mar. 2	STL	1-5	L	142	198
62	Mar. 4	@LAK	4-3	W	146	201
63	Mar. 5	@ANA	2-3	L	148	204
64	Mar. 7	@PHX	3-4	L	151	208
65	Mar. 10	@CHI	2-5	L	153	213
66	Mar. 12	CHI	5-3	W	158	216
67	Mar. 14	EDM	3-1	W	161	217
68	Mar. 16	CGY	2-4	L	163	221
69	Mar. 18	@MTL	2-3	L	165	224
70	Mar. 20	@PIT	1-1 (OT)	T	166	225
71	Mar. 24	@TBL	3-0	W	169	225
72	Mar. 26	@FLA	1-4	L	170	229
73	Mar. 28	DAL	0-3	L	170	232
74	Mar. 30	@WSH	3-2	W	173	234
75	Apr. 1	PHI	1-2	L	174	236
76	Apr. 3	LAK	3-2	W	177	238
77	Apr. 7	@COL	1-4	L	178	242
78	Apr. 9	@PHX	4-3	W	182	245
79	Apr. 12	LAK	3-4	L	185	249
80	Apr. 14	@DET	2-4	L	187	253
81	Apr. 15	@CHI	2-4	L	189	257
82	Apr. 17	NJD	1-4	L	190	261

Record: 28-47-7

General Manager: David Poile

Head Coach: Barry Trotz

Assistant Coaches: Paul Gardner & Brent Peterson

Captain: Tom Fitzgerald

PLAYER	GP	G	A	PTS	PIM	
Cliff Ronning	PHX	7	2	5	7	2
	NSH	72	18	35	53	40
Total		79	20	40	60	42
Greg Johnson		68	16	34	50	24
Sergei Krivokrasov		70	25	23	48	42
Sebastien Bordeleau		72	16	24	40	26
Scott Walker		71	15	25	40	103
Tom Fitzgerald		80	13	19	32	48
Patric Kjellberg		71	11	20	31	24
Andrew Brunette		77	11	20	31	26
Jamie Heward		63	6	12	18	44
Vitali Yachmenev		55	7	10	17	10
Drake Berehowsky		74	2	15	17	140
Denny Lambert		76	5	11	16	218
Joel Bouchard		64	4	11	15	60
Blair Atcheynum	NSH	53	8	6	14	16
John Slaney		46	2	12	14	14
Bob Boughner		79	3	10	13	137
Kimmo Timonen		50	4	8	12	30
Jan Vopat		55	5	6	11	28
Ville Peltonen		14	5	5	10	2
Darren Turcotte		40	4	5	9	16
Robert Valicevic		19	4	2	6	2
Mark Mowers		30	0	6	6	4
J.J. Daigneault	NSH	35	2	2	4	38
Jeff Daniels		9	1	3	4	2
Jeff Nelson		9	2	1	3	2
Patrick Cote		70	1	2	3	242
Jay More		18	0	2	2	18
Doug Friedman		2	0	1	1	14
Kariis Skrastins		2	0	1	1	0
Dan Keczer	DAL	22	0	1	1	22
	NSH	16	0	0	0	12
Total		38	0	1	1	34
David Legwand		1	0	0	0	0
Matt Henderson		2	0	0	0	2
Petr Sykora		2	0	0	0	0
Rob Zettler		2	0	0	0	2
Brad Smyth		3	0	0	0	6
Greg de Vries	NSH	6	0	0	0	4

### GOALTENDING

	GPI	MINS	AVG	W	L	T	SO	GA	SA	SV%	G	A	PIM
Tomas Vokoun	37	1954	2.95	12	18	4	1	96	1041	.908	0	1	6
Mike Dunham	44	2472	3.08	16	23	3	1	127	1387	.908	0	0	4
Eric Fichaud	9	447	3.22	0	6	0	0	24	229	.895	0	0	0
Chris Mason	3	69	5.22	0	0	0	0	6	44	.864	0	0	0
<b>NSH TOTALS</b>	<b>82</b>	<b>4964</b>	<b>3.15</b>	<b>28</b>	<b>47</b>	<b>7</b>	<b>2</b>	<b>261</b>	<b>2709</b>	<b>.904</b>	<b>0</b>	<b>1</b>	<b>10</b>



# TEAM HISTORY & RECORDS

## 1999-00 FINAL SCORING

Record: 28-40-7-7

General Manager: David Poile

Head Coach: Barry Trotz

Assistant Coaches: Paul Gardner & Brent Peterson

Captain: Tom Fitzgerald

PLAYER	GP	G	A	PTS	PIM	
Cliff Ronning	82	26	36	62	34	
Patric Kjellberg	82	23	23	46	14	
Greg Johnson	82	11	33	44	40	
Kimmo Timonen	51	8	25	33	26	
Vitali Yachmenev	68	16	16	32	12	
Drake Berehowsky	79	12	20	32	87	
David Legwand	71	13	15	28	30	
Scott Walker	69	7	21	28	90	
Ville Peltonen	79	6	22	28	22	
Sergei Krivokrasov	NSH	63	9	17	26	40
Robert Valicevic	80	14	11	25	21	
Randy Robitaille	69	11	14	25	10	
Sebastien Bordeleau	60	10	13	23	30	
Tom Fitzgerald	82	13	9	22	66	
Bill Houlder	TBL	14	1	2	3	2
	NSH	57	2	12	14	24
Total	71	3	14	17	26	
Craig Millar	57	3	11	14	28	
Karlis Skrastins	59	5	6	11	20	
Mark Mowers	41	4	5	9	10	
Bob Boughner	NSH	62	2	4	6	97
Richard Lintner	33	1	5	6	22	
Joel Boucharde	NSH	52	1	4	5	23
Dan Keczmer	24	0	5	5	28	
David Gosselin	10	2	1	3	6	
Niklas Andersson	NSH	7	0	1	1	0
Darren Turcotte	9	0	1	1	4	
Bubba Berenzweig	2	0	0	0	0	
Alexandre Boikov	2	0	0	0	2	
John Namestnikov	2	0	0	0	2	
Marian Cisar	3	0	0	0	4	
Phil Crowe	4	0	0	0	10	
Jan Vopat	6	0	0	0	6	
Marc Moro	8	0	0	0	40	
Patrick Cote	21	0	0	0	70	

### GOALTENDING

	GPI	MINS	AVG	W	L	T	SO	GA	SA	SV%	G	A	PIM
Tomas Vokoun	33	1879	2.78	9	20	1	1	87	908	.904	0	1	8
Mike Dunham	52	3077	2.85	19	27	6	0	146	1584	.908	0	0	6
<b>NSH TOTALS</b>	<b>82</b>	<b>4986</b>	<b>2.89</b>	<b>28</b>	<b>47</b>	<b>7</b>	<b>7</b>	<b>1240</b>	<b>2499</b>	<b>.904</b>	<b>0</b>	<b>1</b>	<b>14</b>

### RESULTS

GM#	Date	OPP	Score	Result	GF	GA
1	Oct. 2	LAK	0-2	L	0	2
2	Oct. 5	COL	2-3	L	2	5
3	Oct. 10	@CHI	3-3 (OT)	T	5	8
4	Oct. 11	@TOR	4-2	W	9	10
5	Oct. 14	SJS	1-5	L	10	15
6	Oct. 16	DAL	3-2	W	13	17
7	Oct. 20	@BUF	4-3	W	17	20
8	Oct. 23	EDM	4-3	W	21	23
9	Oct. 28	@SJS	2-3	L	23	26
10	Oct. 30	@VAN	1-4	L	24	30
11	Oct. 31	@EDM	2-4	L	26	34
12	Nov. 3	@CGY	4-5 (OT)	OTL	30	39
13	Nov. 5	CHI	1-3	L	31	42
14	Nov. 10	@CHI	4-2	W	35	44
15	Nov. 11	@OTT	2-1	W	37	45
16	Nov. 13	@PIT	2-6	L	39	51
17	Nov. 18	MTL	6-1	W	45	52
18	Nov. 20	VAN	1-3	L	46	55
19	Nov. 22	@STL	2-3 (OT)	OTL	48	58
20	Nov. 24	BOS	2-5	L	50	63
21	Nov. 26	@WSH	0-1	L	50	64
22	Nov. 27	ANA	3-4	L	53	68
23	Nov. 30	PHX	3-6	L	56	74
24	Dec. 2	@STL	1-3	L	57	77
25	Dec. 4	DET	4-1	W	61	78
26	Dec. 6	@ATL	4-3 (OT)	W	65	81
27	Dec. 8	@DET	3-6	L	68	87
28	Dec. 10	STL	2-4	L	70	91
29	Dec. 11	FLA	2-4	L	72	95
30	Dec. 14	@TBL	4-4 (OT)	T	76	99
31	Dec. 15	@FLA	2-3	L	78	102
32	Dec. 18	COL	2-2 (OT)	T	80	104
33	Dec. 19	@PHI	1-1 (OT)	T	81	105
34	Dec. 21	@BOS	3-1	W	84	106
35	Dec. 23	STL	2-2 (OT)	T	86	108
36	Dec. 26	@STL	3-2	W	89	110
37	Dec. 28	CAR	3-2	W	92	112
38	Dec. 30	ATL	6-0	W	98	112
39	Jan. 1	SJS	3-2	W	101	114
40	Jan. 5	@DAL	1-3	L	102	117
41	Jan. 6	@DET	2-5	L	104	122
42	Jan. 8	CHI	6-3	W	110	125
43	Jan. 11	@COL	2-4	L	112	129
44	Jan. 13	VAN	3-4 (OT)	OTL	115	133
45	Jan. 15	PIT	4-2	W	119	135
46	Jan. 18	PHX	4-4 (OT)	T	123	139
47	Jan. 21	@CGY	4-5 (OT)	OTL	127	144
48	Jan. 23	@VAN	2-1	W	129	145
49	Jan. 24	@EDM	3-2 (OT)	W	132	147
50	Jan. 27	LAK	2-6	L	134	153
51	Jan. 29	CGY	3-1	W	137	154
52	Jan. 31	@NYR	1-5	L	138	159
53	Feb. 2	@NYI	6-4	W	144	163
54	Feb. 3	@NJD	1-4	L	145	167
55	Feb. 10	BUF	1-2 (OT)	OTL	146	169
56	Feb. 12	WSH	2-4	L	148	173
57	Feb. 15	EDM	1-2	L	149	175
58	Feb. 16	@DAL	0-3	L	149	178
59	Feb. 18	STL	1-2	L	150	180
60	Feb. 21	DAL	5-2	W	155	182
61	Feb. 23	@CHI	4-2	W	159	184
62	Feb. 26	TBL	2-3	L	161	187
63	Feb. 29	NJD	1-2	L	162	189
64	Mar. 2	@SJS	3-4	L	165	193
65	Mar. 4	@LAK	2-3 (OT)	OTL	167	196
66	Mar. 5	@ANA	0-1	L	167	197
67	Mar. 7	CHI	3-1	W	170	198
68	Mar. 10	DET	1-3	L	171	201
69	Mar. 12	EDM	4-3	W	175	204
70	Mar. 14	@DET	2-3 (OT)	OTL	177	207
71	Mar. 16	@COL	2-2 (OT)	T	179	209
72	Mar. 17	@PHX	4-3 (OT)	W	183	212
73	Mar. 19	@LAK	2-1 (OT)	W	185	213
74	Mar. 21	PHI	0-2	L	185	215
75	Mar. 23	DET	3-6	L	188	221
76	Mar. 25	CGY	1-2	L	189	223
77	Mar. 28	NYI	3-2	W	192	225
78	Mar. 29	@CAR	1-3	L	193	228
79	Mar. 31	VAN	2-1	W	195	229
80	Apr. 3	@ANA	1-3	L	196	232
81	Apr. 5	@PHX	2-3	L	198	235
82	Apr. 7	ANA	1-5	L	199	240

# TEAM HISTORY & RECORDS

## 2000-01 FINAL SCORING

### RESULTS

GM#	Date	OPP	Score	Result	GF	GA
1	Oct. 7	@PIT	3-1	W	3	1
2	Oct. 8	PIT	1-3	L	4	4
3	Oct. 13	WSH	3-1	W	7	5
4	Oct. 14	CAR	2-1	W	9	6
5	Oct. 17	LAK	1-1 (OT)	T	10	7
6	Oct. 19	@DET	2-1 (OT)	W	12	8
7	Oct. 21	SJS	3-5	L	15	13
8	Oct. 24	VAN	4-4 (OT)	T	19	17
9	Oct. 25	@COL	1-2 (OT)	OTL	20	19
10	Oct. 27	FLA	3-3 (OT)	T	23	22
11	Oct. 31	STL	2-4	L	25	26
12	Nov. 2	@PHI	3-1	W	28	27
13	Nov. 4	ANA	3-3 (OT)	T	31	30
14	Nov. 7	@NYI	1-2	L	32	32
15	Nov. 8	@NJD	4-3	W	36	35
16	Nov. 11	@BOS	2-2 (OT)	T	38	37
17	Nov. 15	@ATL	0-1	L	38	38
18	Nov. 16	CBJ	1-5	L	39	43
19	Nov. 18	DET	3-2	W	42	45
20	Nov. 20	@DET	3-6	L	45	51
21	Nov. 22	DAL	0-1	L	45	52
22	Nov. 24	STL	0-4	L	45	56
23	Nov. 26	@CAR	7-4	W	52	60
24	Nov. 28	CGY	6-1	W	58	61
25	Nov. 30	@CHI	3-0	W	61	61
26	Dec. 1	CHI	1-2	L	62	63
27	Dec. 4	@VAN	3-6	L	65	69
28	Dec. 6	@EDM	0-4	L	65	73
29	Dec. 7	@CGY	0-3	L	65	76
30	Dec. 10	@MIN	2-1	W	67	77
31	Dec. 12	PHI	2-2 (OT)	T	69	79
32	Dec. 14	EDM	2-6	L	71	85
33	Dec. 16	CHI	0-3	L	71	88
34	Dec. 20	@TOR	3-1	W	74	89
35	Dec. 21	@MTL	2-4	L	76	93
36	Dec. 23	@NYR	3-2 (OT)	W	79	95
37	Dec. 26	COL	5-2	W	84	97
38	Dec. 28	ANA	2-2 (OT)	T	86	99
39	Dec. 29	@COL	1-3	L	87	102
40	Jan. 1	VAN	2-5	L	89	107
41	Jan. 4	@STL	4-2	W	93	109
42	Jan. 6	BUF	0-2	L	93	111
43	Jan. 8	@VAN	1-2	L	94	113
44	Jan. 10	@EDM	5-2	W	99	115
45	Jan. 11	@CGY	1-2	L	100	117
46	Jan. 13	@SJS	5-3	W	105	120
47	Jan. 16	EDM	1-2	L	106	122
48	Jan. 17	@DAL	3-4 (OT)	OTL	109	126
49	Jan. 19	BOS	1-0 (OT)	W	110	126
50	Jan. 21	STL	3-1	W	113	127
51	Jan. 23	ATL	4-3	W	117	130
52	Jan. 24	@DET	3-4	L	120	134
53	Jan. 27	COL	1-5	L	121	139
54	Jan. 29	@PHX	5-2	W	126	141
55	Jan. 31	@ANA	3-0	W	129	141
56	Feb. 1	@LAK	6-4	W	135	145
57	Feb. 8	CBJ	3-1	W	138	146
58	Feb. 10	@CBJ	2-3	L	140	149
59	Feb. 13	DAL	1-2	L	141	151
60	Feb. 16	SJS	0-2	L	141	153
61	Feb. 18	TBL	3-2	W	144	155
62	Feb. 20	DET	3-3 (OT)	T	147	158
63	Feb. 21	@WSH	1-2	L	148	160
64	Feb. 24	MIN	2-1	W	150	161
65	Feb. 27	LAK	1-2	L	151	163
66	Mar. 1	CBJ	2-5	L	153	168
67	Mar. 4	NYR	5-2	W	158	170
68	Mar. 6	@PHX	1-5	L	159	175
69	Mar. 8	@LAK	1-4	L	160	179
70	Mar. 10	@SJS	3-0	W	163	179
71	Mar. 11	@ANA	0-1 (OT)	OTL	163	180
72	Mar. 15	@CHI	2-3	L	165	183
73	Mar. 17	PHX	4-1	W	169	184
74	Mar. 19	@CBJ	2-1	W	171	185
75	Mar. 21	@MIN	0-0 (OT)	T	171	185
76	Mar. 22	@CHI	2-1 (OT)	W	173	186
77	Mar. 24	OTT	0-4	L	173	190
78	Mar. 29	PHX	4-3 (OT)	W	177	193
79	Mar. 31	MIN	4-1	W	181	194
80	Apr. 4	@DAL	1-5	L	182	199
81	Apr. 5	CGY	4-0	W	186	199
82	Apr. 7	@STL	0-1	L	186	200

Record: 34-36-9-3

General Manager: David Poile

Head Coach: Barry Trotz

Assistant Coaches: Paul Gardner & Brent Peterson

Captain: Tom Fitzgerald

PLAYER	GP	G	A	PTS	PIM	
Cliff Ronning	80	19	43	62	28	
Scott Walker	74	25	29	54	66	
Patric Kjellberg	81	14	31	45	12	
David Legwand	81	13	28	41	38	
Vitali Yachmenev	78	15	19	34	10	
Greg Johnson	82	15	17	32	46	
Marian Cisar	60	12	15	27	45	
Randy Robitaille	62	9	17	26	12	
Kimmo Timonen	82	12	13	25	50	
Drake Berehowsky	NSH	66	6	18	24	100
Tom Fitzgerald	82	9	9	18	71	
Bill Houlder	81	4	12	16	40	
Scott Hartnell	75	2	14	16	48	
Robert Valicevic	60	8	6	14	26	
Denis Arhipov	40	6	7	13	4	
Karlis Skrastins	82	1	11	12	30	
Mark Eaton	34	3	8	11	14	
Richard Lintner	50	3	5	8	22	
Cale Hulse	82	1	7	8	128	
Greg Classen	27	2	4	6	14	
Sebastien Bordeleau	NSH	14	2	3	5	14
Ville Peltonen	23	3	1	4	2	
Mike Watt	18	1	1	2	8	
Jeremy Stevenson	8	1	0	1	39	
Sean Haggerty	3	0	1	1	0	
Rory Fitzpatrick	2	0	0	0	2	
Bubba Berenzweig	5	0	0	0	0	
Craig Millar	NSH	5	0	0	0	6
Pavel Skrbek	5	0	0	0	4	
Marc Moro	6	0	0	0	12	
Alexandre Boikov	8	0	0	0	13	
Brantt Myhres	NSH	20	0	0	0	28

### GOALTENDING

	GPI	MINS	AVG	W	L	T	SO	GA	SA	SV%	G	A	PIM
Tomas Vokoun	37	2088	2.44	13	17	5	2	85	940	.910	0	0	2
Mike Dunham	48	2810	2.28	21	21	4	4	107	1381	.923	0	0	2
Chris Mason	1	59	2.05	0	1	0	0	2	20	.900	0	0	0
<b>NSH TOTALS</b>	<b>82</b>	<b>4984</b>	<b>2.41</b>	<b>34</b>	<b>39</b>	<b>9</b>	<b>6</b>	<b>200</b>	<b>2347</b>	<b>.915</b>	<b>0</b>	<b>0</b>	<b>4</b>

# TEAM HISTORY & RECORDS

## 2001-02 FINAL SCORING

Record: 28-41-13-0

General Manager: David Poile

Head Coach: Barry Trotz

Assistant Coaches: Paul Gardner & Brent Peterson

Captain: Tom Fitzgerald (until 3/13/02)

### RESULTS

GM#	Date	OPP	Score	Result	GF	GA
1	Oct. 5	@DAL	1-4	L	1	4
2	Oct. 6	STL	2-2 (OT)	T	3	6
3	Oct. 11	CGY	1-0	W	4	6
4	Oct. 13	EDM	3-4	L	7	10
5	Oct. 16	@BUF	3-3 (OT)	T	10	13
6	Oct. 18	CHI	3-5	L	13	18
7	Oct. 20	BOS	1-2	L	14	20
8	Oct. 22	@EDM	4-2	W	18	22
9	Oct. 23	@VAN	2-4	L	20	26
10	Oct. 25	@CGY	5-4 (OT)	W	25	30
11	Oct. 27	DET	0-1	L	25	31
12	Oct. 30	MIN	2-4	L	27	35
13	Oct. 31	@MIN	6-4	W	33	39
14	Nov. 2	@DAL	0-3	L	33	42
15	Nov. 3	DAL	4-1	W	37	43
16	Nov. 8	@MTL	1-3	L	38	46
17	Nov. 10	@OTT	2-3	L	40	49
18	Nov. 13	BUF	4-1	W	44	50
19	Nov. 16	@ATL	4-4 (OT)	T	48	54
20	Nov. 17	CBJ	3-2	W	51	56
21	Nov. 20	@DET	3-6	L	54	62
22	Nov. 21	CHI	4-3	W	58	65
23	Nov. 23	PIT	5-0	W	63	65
24	Nov. 27	@SJS	2-1	L	65	68
25	Nov. 29	@PHX	0-3	L	65	69
26	Dec. 1	@LAK	2-4	L	67	73
27	Dec. 2	@ANA	2-4	L	69	77
28	Dec. 6	OTT	4-2	W	73	79
29	Dec. 8	EDM	2-2 (OT)	T	75	81
30	Dec. 11	LAK	1-1 (OT)	T	76	82
31	Dec. 12	@NYR	4-2	W	80	84
32	Dec. 15	CHI	5-2	W	85	86
33	Dec. 20	VAN	6-2	W	91	88
34	Dec. 23	SJS	1-1 (OT)	T	92	89
35	Dec. 26	TBL	0-1	L	92	90
36	Dec. 29	DET	3-2 (OT)	W	95	92
37	Dec. 30	@STL	2-7	L	97	99
38	Jan. 1	COL	4-4 (OT)	T	101	103
39	Jan. 3	@NJD	4-3	W	105	106
40	Jan. 4	@MIN	1-2	L	106	108
41	Jan. 6	@CBJ	3-4	L	109	112
42	Jan. 8	@TOR	3-4	L	112	116
43	Jan. 10	MIN	2-2 (OT)	T	114	118
44	Jan. 12	ANA	2-1	W	116	119
45	Jan. 14	@ANA	3-5	L	119	124
46	Jan. 15	@LAK	0-2	L	119	126
47	Jan. 17	TOR	3-2 (OT)	W	122	128
48	Jan. 19	CBJ	2-1	W	124	129
49	Jan. 21	PHX	0-1	L	124	130
50	Jan. 23	@CAR	2-2 (OT)	T	126	132
51	Jan. 24	@PHI	3-2 (OT)	W	129	134
52	Jan. 26	ANA	1-3	L	130	137
53	Jan. 28	@VAN	1-5	L	131	142
54	Jan. 30	@COL	5-2	W	136	144
55	Feb. 6	DAL	2-1	W	138	145
56	Feb. 8	WSH	3-3 (OT)	T	141	148
57	Feb. 9	@CBJ	1-0 (OT)	W	142	148
58	Feb. 12	FLA	1-0	W	143	148
59	Feb. 26	S.J.	1-5	L	144	153
60	Feb. 28	@EDM	3-2	W	147	155
61	Mar. 2	@CGY	2-5	L	149	160
62	Mar. 5	@SJS	2-0	W	151	160
63	Mar. 7	LAK	2-3	L	153	163
64	Mar. 9	@FLA	2-2 (OT)	T	155	165
65	Mar. 10	@T.B.	1-5	L	156	170
66	Mar. 12	VAN	0-5	L	156	175
67	Mar. 15	PHX	2-3	L	158	178
68	Mar. 17	COL	4-5	L	162	183
69	Mar. 19	@STL	1-5	L	163	188
70	Mar. 21	NJD	3-4	L	166	192
71	Mar. 23	MTL	5-1	W	171	193
72	Mar. 25	DET	3-3 (OT)	T	174	196
73	Mar. 27	@CHI	1-4	L	175	200
74	Mar. 28	@DET	3-3 (OT)	T	178	203
75	Mar. 30	STL	2-4	L	180	207
76	Apr. 1	@COL	1-5	L	181	212
77	Apr. 3	@CHI	3-1	W	184	213
78	Apr. 4	@CBJ	1-2	L	185	215
79	Apr. 6	CGY	3-1	W	188	216
80	Apr. 9	@STL	2-3	L	190	219
81	Apr. 11	NYI	2-5	L	192	224
82	Apr. 14	@PHX	4-6	L	196	230

### GOALTENDING

	GPI	MINS	AVG	W	L	T	SO	GA	SA	SV%	G	A	PIM
Mike Dunham	58	3316	2.61	23	24	9	3	144	1525	.906	0	2	2
Tomas Vokoun	29	1471	2.69	5	14	4	2	66	678	.903	0	0	2
Jan Lasak	3	177	4.40	0	3	0	0	13	104	.875	0	0	2
<b>NSH TOTALS</b>	<b>82</b>	<b>4995</b>	<b>2.76</b>	<b>28</b>	<b>41</b>	<b>13</b>	<b>5</b>	<b>230</b>	<b>2314</b>	<b>.901</b>	<b>0</b>	<b>2</b>	<b>6</b>

# TEAM HISTORY & RECORDS

## 2002-03 FINAL SCORING

### RESULTS

GM#	Date	OPP	Score	Result	GF	GA
1	Oct. 11	@WSH	4-5	L	4	5
2	Oct. 12	EDM	2-3	L	6	8
3	Oct. 15	@NYI	3-4 (OT)	OTL	9	12
4	Oct. 18	@NJD	2-3 (OT)	OTL	11	15
5	Oct. 19	@NYR	2-2 (OT)	T	13	17
6	Oct. 22	PHX	1-2	L	14	19
7	Oct. 24	SJS	1-2	L	15	21
8	Oct. 26	DET	3-1	W	18	22
9	Oct. 30	@STL	0-7	L	18	29
10	Nov. 2	@LAK	5-6 (OT)	OTL	23	35
11	Nov. 3	@PHX	1-2 (OT)	OTL	24	37
12	Nov. 6	@ANA	1-2	L	25	39
13	Nov. 7	@SJS	2-2 (OT)	T	27	41
14	Nov. 10	@COL	4-3	W	31	44
15	Nov. 12	@DET	1-4	L	32	48
16	Nov. 14	COL	1-3	L	33	51
17	Nov. 16	CBJ	1-1 (OT)	T	34	52
18	Nov. 17	@CHI	2-4	L	36	56
19	Nov. 21	@COL	1-1 (OT)	T	37	57
20	Nov. 23	@MIN	2-4	L	39	61
21	Nov. 27	SJS	4-2	W	43	63
22	Nov. 29	NJD	1-2	L	44	65
23	Nov. 30	DAL	5-2	W	49	67
24	Dec. 3	CAR	1-2	L	50	69
25	Dec. 5	@LAK	3-2	W	53	71
26	Dec. 7	@SJS	4-2	W	57	73
27	Dec. 8	@ANA	0-3	L	57	76
28	Dec. 10	LAK	0-3	L	57	79
29	Dec. 12	STL	2-2 (OT)	T	59	81
30	Dec. 14	MIN	3-1	W	62	82
31	Dec. 17	CGY	0-3	L	62	85
32	Dec. 19	VAN	1-3	L	63	88
33	Dec. 21	@TBL	2-2 (OT)	T	65	90
34	Dec. 23	@FLA	3-2 (OT)	W	68	92
35	Dec. 26	DAL	3-1	W	71	93
36	Dec. 28	DET	2-4	L	73	97
37	Dec. 30	OTT	3-2	W	76	99
38	Jan. 1	COL	3-7	L	79	106
39	Jan. 4	CHI	3-3 (OT)	T	82	109
40	Jan. 6	@CBJ	5-1	W	87	110
41	Jan. 7	STL	2-1 (OT)	W	89	111
42	Jan. 11	PHX	4-3 (OT)	W	93	114
43	Jan. 12	@CHI	0-2	L	93	116
44	Jan. 14	@VAN	3-4	L	96	120
45	Jan. 16	@CGY	2-2 (OT)	T	98	122
46	Jan. 18	@EDM	3-2 (OT)	W	101	124
47	Jan. 21	VAN	3-2	W	104	126
48	Jan. 23	NYR	2-4	L	106	130
49	Jan. 25	TBL	3-2	W	109	132
50	Jan. 27	@BUF	5-1	W	114	133
51	Jan. 28	@BOS	1-2	L	115	135
52	Jan. 30	@CBJ	1-2	L	116	137
53	Feb. 4	DET	5-5 (OT)	T	121	142
54	Feb. 8	CBJ	3-2	W	124	144
55	Feb. 11	LAK	2-3	L	126	147
56	Feb. 13	NYI	2-0	W	128	147
57	Feb. 15	ANA	2-1	W	130	148
58	Feb. 17	BOS	5-1	W	135	149
59	Feb. 20	CGY	4-1	W	139	150
60	Feb. 22	@OTT	0-4	L	139	154
61	Feb. 23	@TOR	5-2	W	144	156
62	Feb. 25	CBJ	5-0	W	149	156
63	Feb. 27	PIT	6-0	W	155	156
64	Mar. 1	CHI	5-4 (OT)	W	160	160
65	Mar. 4	@STL	1-2 (OT)	OTL	161	162
66	Mar. 6	MIN	2-2 (OT)	T	163	164
67	Mar. 7	@DAL	2-1	W	165	165
68	Mar. 10	MTL	1-3	L	166	168
69	Mar. 12	@PIT	2-2 (OT)	T	168	170
70	Mar. 14	@MIN	1-3	L	169	173
71	Mar. 15	STL	0-1	L	169	174
72	Mar. 17	EDM	3-5	L	172	179
73	Mar. 20	@VAN	3-7	L	175	186
74	Mar. 22	@CGY	1-1 (OT)	T	176	187
75	Mar. 23	@EDM	2-3 (OT)	OTL	178	190
76	Mar. 25	PHI	1-1 (OT)	T	179	191
77	Mar. 27	@CHI	1-4	L	180	195
78	Mar. 29	ATL	2-3	L	182	198
79	Mar. 31	@DET	0-3	L	182	201
80	Apr. 1	ANA	1-2 (OT)	OTL	183	203
81	Apr. 4	@PHX	0-1	L	183	204
82	Apr. 6	@DAL	0-2	L	183	206

Record: 27-35-13-7

General Manager: David Poile

Head Coach: Barry Trotz

Assistant Coaches: Paul Gardner & Brent Peterson

Captains: Greg Johnson, Scott Walker (1/12/27/03)

PLAYER	GP	G	A	PTS	PIM		
David Legwand	64	17	31	48	34		
Kimmo Timonen	72	6	34	40	46		
Andreas Johansson	56	20	17	37	22		
Denis Arkipov	79	11	24	35	32		
Andy Delmore	71	18	16	34	28		
Scott Hartnell	82	12	22	34	101		
Scott Walker	60	15	18	33	58		
Vladimir Orszagh	78	16	16	32	38		
Rem Murray	NYR	32	6	6	12	4	
	NSH	53	6	13	19	18	
Total	85	12	19	31	22		
Adam Hall	79	16	12	28	31		
Oleg Petrov	MTL	53	7	16	23	16	
	NSH	17	2	2	4	2	
Total	70	9	18	27	18		
Vitali Yachmenev	62	5	15	20	12		
Jason York	74	4	15	19	52		
Greg Johnson	38	8	9	17	22		
Todd Warriner	VAN	30	4	6	10	22	
	PHI	13	2	3	5	6	
	NSH	6	0	1	1	4	
Total	49	6	10	16	32		
Clarke Wilm	82	5	11	16	36		
Kariis Skrastins	82	3	10	13	44		
Denis Pederson	43	4	6	10	39		
Mark Eaton	50	2	7	9	22		
Cale Hulse	80	2	6	8	121		
Martin Erat	27	1	7	8	14		
Vernon Fiddler	19	4	2	6	14		
Bill Houlder	82	2	4	6	46		
Brent Gilchrist	41	1	2	3	14		
Jon Sim	NSH	4	1	0	1	0	
Scottie Upshall	8	1	0	1	0	0	
Wyatt Smith	11	1	0	1	0	0	
Reid Simpson	26	0	1	1	56		
Nathan Perrott	NSH	1	0	0	0	5	
Robert Schnabel	1	0	0	0	0	0	
Pascal Trepanier	NSH	1	0	0	0	0	
Darren Haydar	2	0	0	0	0	0	
Domenic Pittis	2	0	0	0	2	2	
Tomas Kloucek	3	0	0	0	0	2	
Bubba Berenzweig	NSH	4	0	0	0	0	0
Francis Bouillon	NSH	4	0	0	0	2	
Cameron Mann	4	0	0	0	0	0	
Greg Classen	8	0	0	0	4	4	

### GOALTENDING

	GPI	MINS	AVG	W	L	T	SO	GA	SA	SV%	G	A	PIM
Tomas Vokoun	69	3974	2.20	25	31	11	3	146	1771	.918	0	1	28
Mike Dunham NSH	15	819	3.15	2	9	2	0	43	397	.892	0	0	0
Jan Lasak	3	90	3.32	0	1	0	0	5	39	.872	0	0	0
Brian Finley	1	47	3.86	0	0	0	0	3	13	.769	0	0	0
Wade Flaherty	1	51	4.70	0	1	0	0	4	27	.852	0	1	0
<b>NSH TOTALS</b>	<b>82</b>	<b>5015</b>	<b>2.46</b>	<b>27</b>	<b>42</b>	<b>13</b>	<b>3</b>	<b>206</b>	<b>2252</b>	<b>.909</b>	<b>0</b>	<b>2</b>	<b>28</b>

# TEAM HISTORY & RECORDS

## 2003-04 FINAL SCORING

Record: 38-29-11-4

General Manager: David Poile

Head Coach: Barry Trotz

Associate Coach: Brent Peterson

Assistant Coach: Peter Horachek

Captain: Greg Johnson

PLAYER	GP	G	A	PTS	PIM	
Steve Sullivan	CHI	56	15	28	43	36
	NSH	24	9	21	30	12
Total		80	24	49	73	48
Scott Walker		75	25	42	67	94
Marek Zidlicky		82	14	39	53	82
Martin Erat		76	16	33	49	38
David Legwand		82	18	29	47	46
Kimmo Timonen		77	12	32	44	52
Vladimir Orszagh		82	16	21	37	74
Scott Hartnell		59	18	15	33	87
Greg Johnson		82	14	18	32	33
Sergei Zholtok	MIN	59	13	16	29	19
	NSH	11	1	1	2	0
Total		70	14	17	31	19
Adam Hall		79	13	14	27	37
Andreas Johansson		47	12	15	27	26
Dan Hamhuis		80	7	19	26	57
Denis Arkipov		72	9	12	21	22
Rem Murray		39	8	9	17	12
Jason York		67	2	13	15	64
Mark Eaton		75	4	9	13	26
Jeremy Stevenson	MIN	3	0	0	0	2
	NSH	53	5	4	9	103
Total		56	5	4	9	105
Andrew Hutchinson		18	4	4	8	4
Jordin Tootoo		70	4	4	8	137
Shane Hnidy	OTT	37	0	5	5	72
	NSH	9	0	2	2	10
Total		46	0	7	7	82
Wyatt Smith		18	3	1	4	2
Jim McKenzie		61	1	3	4	88
Jason Morgan	CGY	13	0	2	2	2
	NSH	6	0	2	2	2
Total		19	0	4	4	4
Brad Bombardir	MIN	56	1	2	3	21
	NSH	13	0	0	0	4
Total		69	1	2	3	25
Robert Schnabel		20	0	3	3	34
Jamie Allison		47	0	3	3	76
Simon Gamache	ATL	2	0	1	1	0
	NSH	7	1	0	1	0
Total		9	1	1	2	0
Stan Neckar	NSH	1	0	1	1	0
Tomas Kloucek	NSH	5	0	1	1	10
Scottie Upshall		7	0	1	1	0
Michael Farrell		1	0	0	0	0
Libor Pivko		1	0	0	0	0
Mathieu Darche		2	0	0	0	0
Timofei Shishkanov		2	0	0	0	0
Wade Brookbank	NSH	9	0	0	0	38
Vernon Fiddler		17	0	0	0	23

### GOAL TENDING

	GPI	MINS	AVG	W	L	T	SO	GA	SA	SV%	G	A	PIM
Tomas Vokoun	73	4221	2.53	34	29	10	3	178	1958	.909	0	2	35
Chris Mason	17	744	2.18	4	4	1	1	27	365	.926	0	0	4
<b>NSH TOTALS</b>	<b>82</b>	<b>4999</b>	<b>2.60</b>	<b>38</b>	<b>33</b>	<b>11</b>	<b>4</b>	<b>217</b>	<b>2335</b>	<b>.907</b>	<b>0</b>	<b>2</b>	<b>39</b>

### RESULTS

GM#	Date	OPP	Score	Result	GF	GA
1	Oct. 9	ANA	3-1	W	3	1
2	Oct. 11	DAL	1-3	L	4	4
3	Oct. 16	STL	4-1	W	8	5
4	Oct. 18	CBJ	3-2	W	11	7
5	Oct. 19	@ CHI	1-3	L	12	10
6	Oct. 23	@ ATL	2-4	L	14	14
7	Oct. 25	COL	3-5	L	17	19
8	Oct. 28	@ STL	0-1	L	17	20
9	Oct. 30	DET	5-3	W	22	23
10	Nov. 1	DAL	1-1 (OT)	T	23	24
11	Nov. 2	@ DAL	3-7	L	26	31
12	Nov. 5	VAN	3-4	L	29	35
13	Nov. 7	CHI	1-2	L	30	37
14	Nov. 8	@ DET	4-3	W	34	40
15	Nov. 13	CGY	4-1	W	38	41
16	Nov. 15	NYI	4-3	W	42	44
17	Nov. 19	@ LAK	0-3	L	42	47
18	Nov. 21	@ ANA	4-3 (OT)	W	46	50
19	Nov. 22	@ SJS	1-3	L	47	53
20	Nov. 24	@ COL	3-2	W	50	55
21	Nov. 26	CBJ	4-2	W	54	57
22	Nov. 28	@ BOS	2-1	W	56	58
23	Nov. 29	BUF	4-1	W	60	59
24	Dec. 3	@ CAR	2-1 (OT)	W	62	60
25	Dec. 4	@ CBJ	4-2	W	66	62
26	Dec. 6	@ STL	1-4	L	67	66
27	Dec. 11	LAK	1-4	L	68	70
28	Dec. 13	FLA	2-2 (OT)	T	70	72
29	Dec. 16	VAN	1-2 (OT)	OTL	71	74
30	Dec. 18	@ MTL	4-5 (OT)	OTL	75	79
31	Dec. 20	DET	1-0	W	76	79
32	Dec. 22	PHX	3-3 (OT)	T	79	82
33	Dec. 23	@ MIN	3-3 (OT)	T	82	85
34	Dec. 26	@ DAL	1-2	L	83	87
35	Dec. 27	@ PHX	3-1	W	86	88
36	Dec. 29	@ SJS	2-5	L	88	93
37	Jan. 1	PIT	3-2	W	91	95
38	Jan. 3	NJD	3-2	W	94	97
39	Jan. 5	@ DET	0-6	L	94	103
40	Jan. 6	@ TOR	1-2	L	95	105
41	Jan. 8	COL	4-3 (OT)	W	99	108
42	Jan. 10	STL	3-1	W	102	109
43	Jan. 12	@ MIN	3-3 (OT)	T	105	112
44	Jan. 13	LAK	0-0 (OT)	T	105	112
45	Jan. 15	PHX	4-3	W	109	115
46	Jan. 17	EDM	2-1	W	111	116
47	Jan. 19	MIN	2-0	W	113	116
48	Jan. 22	@ CGY	0-4	L	113	120
49	Jan. 24	@ EDM	4-3	W	117	123
50	Jan. 25	@ VAN	1-4	L	118	127
51	Jan. 29	@ CBJ	6-4	W	124	131
52	Jan. 31	SJS	3-2 (OT)	W	127	133
53	Feb. 3	DET	1-4	L	128	137
54	Feb. 5	TBL	2-5	L	130	142
55	Feb. 11	@ CHI	2-5	L	132	147
56	Feb. 13	WSH	5-2	W	137	149
57	Feb. 15	EDM	2-2 (OT)	T	139	151
58	Feb. 16	@ CBJ	2-4	L	141	155
59	Feb. 18	SJS	7-3	W	148	158
60	Feb. 20	@ ANA	3-2 (OT)	W	151	160
61	Feb. 21	@ PHX	8-2	W	159	162
62	Feb. 23	@ LAK	0-3	L	159	165
63	Feb. 26	MIN	4-0	W	163	165
64	Feb. 28	NYR	2-1 (OT)	W	165	168
65	Mar. 1	CHI	2-2 (OT)	T	167	168
66	Mar. 3	@ PHI	2-5	L	169	173
67	Mar. 4	@ PIT	9-4	W	178	177
68	Mar. 6	@ OTT	2-4	L	180	181
69	Mar. 9	BOS	2-3	L	182	184
70	Mar. 11	@ STL	1-1 (OT)	T	183	185
71	Mar. 13	CGY	4-4 (OT)	T	187	189
72	Mar. 14	@ DET	2-3 (OT)	OTL	189	192
73	Mar. 16	@ VAN	2-2 (OT)	T	191	194
74	Mar. 19	@ EDM	4-5	L	195	199
75	Mar. 20	@ CGY	3-1	W	198	200
76	Mar. 23	ANA	1-4	L	199	204
77	Mar. 25	@ NYR	4-2	W	203	206
78	Mar. 27	CBJ	2-3 (OT)	OTL	205	209
79	Mar. 30	CHI	5-2	W	210	211
80	Apr. 1	@ CHI	3-1	W	213	212
81	Apr. 3	STL	1-4	L	214	216
82	Apr. 4	@ COL	2-1 (OT)	W	216	217

# TEAM HISTORY & RECORDS

## 2005-06 FINAL SCORING

### RESULTS

GM#	Date	OPP	Score	Result	GF	GA
1	Oct. 5	SJS	3-2	W	3	2
2	Oct. 8	ANA	3-2 (SO)	W	6	4
3	Oct. 12	@COL	5-4	W	11	8
4	Oct. 13	@PHX	5-4 (SO)	W	16	12
5	Oct. 15	@STL	4-1	W	20	13
6	Oct. 20	STL	3-2 (SO)	W	23	15
7	Oct. 22	SJS	2-1	W	25	16
8	Oct. 25	CHI	5-3	W	30	19
9	Oct. 26	@CBJ	2-3 (OT)	OTL	32	22
10	Oct. 29	EDM	1-5	L	33	27
11	Nov. 1	@ANA	1-4	L	34	31
12	Nov. 2	@SJS	2-3 (OT)	OTL	36	34
13	Nov. 5	@LAK	2-3 (SO)	SOL	38	37
14	Nov. 8	EDM	3-2	W	41	39
15	Nov. 10	DAL	5-3	W	46	42
16	Nov. 12	STL	3-1	W	49	43
17	Nov. 15	LAK	3-2	W	52	45
18	Nov. 19	@MIN	2-4	L	54	49
19	Nov. 23	@CBJ	4-2	W	58	51
20	Nov. 24	LAK	4-3	W	62	54
21	Nov. 26	DAL	1-3	L	63	57
22	Nov. 29	CGY	2-0	W	65	57
23	Dec. 1	MIN	2-1	W	67	58
24	Dec. 3	PHI	4-3 (SO)	W	71	61
25	Dec. 7	@WSH	5-2	W	76	63
26	Dec. 8	NYR	1-5	L	77	68
27	Dec. 10	@TBL	3-4	L	80	72
28	Dec. 13	@FLA	3-7	L	83	79
29	Dec. 15	CHI	5-3	W	88	82
30	Dec. 17	CBJ	7-3	W	95	85
31	Dec. 20	COL	3-2	W	98	87
32	Dec. 21	@CHI	6-1	W	104	88
33	Dec. 23	@CBJ	5-4	W	109	92
34	Dec. 27	@CGY	4-3	W	113	95
35	Dec. 28	@VAN	3-4	L	116	99
36	Dec. 30	@EDM	2-4	L	118	103
37	Jan. 1	ANA	2-4	L	120	107
38	Jan. 3	@COL	0-3	L	120	110
39	Jan. 4	@STL	4-3	W	124	113
40	Jan. 6	DET	1-3	L	125	116
41	Jan. 8	@CHI	5-1	W	130	117
42	Jan. 10	NYI	2-1	W	132	118
43	Jan. 11	@ATL	3-4 (SO)	SOL	135	122
44	Jan. 13	@CAR	4-5 (OT)	OTL	139	127
45	Jan. 15	PIT	5-4	W	144	131
46	Jan. 19	NJD	3-4 (SO)	SOL	147	135
47	Jan. 21	CBJ	7-2	W	154	137
48	Jan. 23	@DET	3-2	W	157	139
49	Jan. 24	@DET	2-1 (OT)	W	159	140
50	Jan. 26	@MIN	1-5	L	160	145
51	Jan. 28	@CBJ	3-4	L	163	149
52	Feb. 1	@DAL	1-2	L	164	151
53	Feb. 2	COL	4-3 (OT)	W	168	154
54	Feb. 4	CHI	6-0	W	174	154
55	Feb. 6	@DAL	2-4	L	176	158
56	Feb. 8	@DET	0-6	L	176	164
57	Feb. 9	DET	2-3	L	178	167
58	Feb. 11	CBJ	5-2	W	183	169
59	Mar. 1	@CHI	0-3	L	183	172
60	Mar. 2	VAN	3-1	W	186	173
61	Mar. 5	@EDM	2-3 (OT)	OTL	188	176
62	Mar. 7	@CGY	3-2	W	191	178
63	Mar. 9	@VAN	3-2 (OT)	W	194	180
64	Mar. 11	@SJS	2-3 (OT)	OTL	196	183
65	Mar. 14	VAN	5-0	W	201	183
66	Mar. 16	PHX	2-0	W	203	183
67	Mar. 18	CGY	9-4	W	212	187
68	Mar. 20	STL	4-2	W	216	189
69	Mar. 21	@DET	3-2 (SO)	W	219	191
70	Mar. 24	@ANA	3-6	L	222	197
71	Mar. 25	@LAK	4-6	L	226	203
72	Mar. 28	@PHX	3-5	L	229	208
73	Mar. 30	DET	2-4	L	231	212
74	Apr. 1	STL	2-1	W	233	213
75	Apr. 3	CBJ	1-3	L	234	216
76	Apr. 5	@CHI	3-4	L	237	220
77	Apr. 6	@STL	3-0	W	240	220
78	Apr. 8	CHI	2-1 (SO)	W	242	221
79	Apr. 11	@STL	2-0	W	244	221
80	Apr. 13	MIN	4-2	W	248	223
81	Apr. 15	PHX	5-1	W	253	224
82	Apr. 18	DET	6-3	W	259	227

Record: 49-25-8

General Manager: David Poile

Head Coach: Barry Trotz

Associate Coach: Brent Peterson

Assistant Coach: Peter Horachek

Captain: Greg Johnson

PLAYER	GP	G	A	PTS	PIM	
Paul Kariya	82	31	54	85	40	
Steve Sullivan	69	31	37	68	50	
Mike Sillinger	48	22	19	41	49	
	NSH	31	10	12	22	14
Total	79	32	31	63	63	
Yanic Perreault	69	22	35	57	30	
Kimmo Timonen	79	11	39	50	74	
Martin Erat	80	20	29	49	76	
Marek Zidlicky	67	12	37	49	82	
Scott Hartnell	81	25	23	48	101	
Dan Hamhuis	82	7	31	38	70	
Adam Hall	75	14	15	29	40	
David Legwand	44	7	19	26	34	
Scottie Upshall	48	8	16	24	34	
Greg Johnson	68	11	8	19	10	
Scott Walker	33	5	11	16	36	
Ryan Suter	71	1	15	16	66	
Jerred Smithson	66	5	9	14	54	
Brendan Witt	WSH	58	1	10	11	141
	NSH	17	0	3	3	68
Total	75	1	13	14	209	
Darcy Hordichuk	74	7	6	13	163	
Vernon Fiddler	40	8	4	12	42	
Danny Markov	58	0	11	11	62	
Jordin Tootoo	34	4	6	10	55	
Shea Weber	28	2	8	10	42	
Jeremy Stevenson	NSH	35	4	3	7	74
Simon Gamache	NSH	11	0	0	0	0
	STL	15	3	4	7	10
Total	26	3	4	7	10	
Scott Nichol	34	3	3	6	79	
Mark Eaton	69	3	1	4	44	
Kris Beech	NSH	5	1	2	3	0
Greg Zanon	4	0	2	2	6	
Jamie Allison	20	0	1	1	45	
Kevin Klein	2	0	0	0	0	

### GOALTENDING

	GPI	MINS	AVG	W	L	OT	SO	GA	SA	SV%	G	A	PIM
Chris Mason	23	1227	2.54	12	5	1	2	52	597	.913	1	0	0
Tomas Vokoun	61	3601	2.67	36	18	7	4	160	1984	.919	0	2	26
Pekka Rinne	2	63	3.81	1	1	0	0	4	40	.900	0	0	0
Brian Finley	1	60	7.00	0	1	0	0	7	41	.829	0	0	0
NSH TOTALS	82	4980	2.70	49	25	8	6	224	2663	.916	1	2	26

# TEAM HISTORY & RECORDS

## 2006-07 FINAL SCORING

Record: 51-23-8

General Manager: David Poile

Head Coach: Barry Trotz

Associate Coach: Brent Peterson

Assistant Coach: Peter Horachek

Captain: Kimmo Timonen

PLAYER	GP	G	A	PTS	PIM	
Paul Kariya	82	24	52	76	36	
J-P Dumont	82	21	45	66	28	
David Legwand	78	27	36	63	44	
Steve Sullivan	57	22	38	60	20	
Martin Erat	68	16	41	57	50	
Peter Forsberg	PHI	40	11	29	40	72
	NSH	17	2	13	15	16
Total	57	13	42	55	88	
Kimmo Timonen	80	13	42	55	42	
Jason Arnott	68	27	27	54	48	
Shea Weber	79	17	23	40	60	
Scott Hartnell	64	22	17	39	96	
Alexander Radulov	64	18	19	37	26	
Marek Zidlicky	79	4	26	30	72	
Vernon Fiddler	72	11	15	26	40	
Ryan Suter	82	8	16	24	54	
Dan Hamhuis	81	6	14	20	66	
Scott Nichol	59	7	6	13	79	
Josef Vasicek	NSH	38	4	9	13	29
Vitaly Vishnevski	ATL	52	3	9	12	31
	NSH	15	0	1	1	10
Total	67	3	10	13	41	
Jerred Smithson	64	5	7	12	42	
Jordin Tootoo	65	3	6	9	116	
Greg Zanon	66	3	5	8	32	
Ramzi Abid	13	1	4	5	13	
Darcy Duchichuk	53	1	3	4	90	
Scottie Upshall	NSH	14	2	1	3	18
Mikko Lehtonen	NSH	15	1	2	3	8
Kevin Klein	3	1	0	1	0	0
Sheldon Brookbank	3	0	1	1	12	0
Rich Peverley	13	0	1	1	0	0
Patrick Leahy	1	0	0	0	0	0

### GOALTENDING

	GPI	MINS	AVG	W	L	OT	SO	GA	SA	SV%	G	A	PIM
Chris Mason	40	2342	2.38	24	11	4	5	93	1244	.925	0	1	4
Tomas Vokoun	44	2601	2.40	27	12	4	5	104	1299	.920	0	2	4
Michael Leighton	1	20	6.00	0	0	0	0	2	10	.800	0	0	0
<b>NSH TOTALS</b>	<b>82</b>	<b>4989</b>	<b>2.49</b>	<b>51</b>	<b>23</b>	<b>8</b>	<b>11</b>	<b>207</b>	<b>2561</b>	<b>.919</b>	<b>0</b>	<b>3</b>	<b>8</b>

Vokoun & Mason shared a shutout on Nov. 23, 2006 vs. Vancouver.

### RESULTS

GM#	Date	OPP	Score	Result	GF	GA
1	Oct. 5	CHI	6-8	L	6	8
2	Oct. 7	@MIN	5-6	L	11	14
3	Oct. 12	@CHI	1-3	L	12	17
4	Oct. 14	PHX	4-1	W	16	18
5	Oct. 16	@NYI	2-1 (SO)	W	18	19
6	Oct. 18	@NYR	3-0	W	21	19
7	Oct. 19	@NJD	4-3 (SO)	W	25	22
8	Oct. 21	VAN	3-4 (OT)	OTL	28	26
9	Oct. 26	SJS	4-3	W	32	29
10	Oct. 28	@CGY	3-2	W	35	31
11	Oct. 31	@VAN	3-2	W	38	33
12	Nov. 1	@EDM	5-3	W	43	36
13	Nov. 4	@MIN	4-3	W	47	39
14	Nov. 10	@DET	0-3	L	47	42
15	Nov. 11	COL	1-0	W	48	42
16	Nov. 15	@CBJ	5-4	W	53	46
17	Nov. 16	MIN	6-7 (SO)	SOL	59	53
18	Nov. 18	CBJ	4-2	W	63	55
19	Nov. 20	@CBJ	3-1	W	66	56
20	Nov. 22	@DAL	0-1	L	66	57
21	Nov. 23	VAN	6-0	W	72	57
22	Nov. 25	DET	6-2	W	78	59
23	Nov. 29	@PHI	3-2	W	81	61
24	Nov. 30	@STL	5-4	W	86	65
25	Dec. 2	CHI	3-4 (OT)	OTL	89	69
26	Dec. 4	@PHX	2-3	L	91	72
27	Dec. 6	@ANA	0-4	L	91	76
28	Dec. 7	@LAK	4-1	W	95	77
29	Dec. 9	@SJS	1-3	L	96	80
30	Dec. 12	EDM	3-2	W	99	82
31	Dec. 14	OTT	6-0	W	105	82
32	Dec. 16	STL	3-2 (SO)	W	108	84
33	Dec. 17	@STL	2-1 (OT)	W	110	85
34	Dec. 20	@CHI	2-1	W	112	86
35	Dec. 21	BUF	2-7	L	114	93
36	Dec. 23	LAK	7-0	W	121	93
37	Dec. 26	STL	3-2 (SO)	W	124	95
38	Dec. 29	@DAL	1-4	L	125	99
39	Dec. 30	BOS	5-0	W	130	99
40	Jan. 1	COL	3-5	L	133	104
41	Jan. 5	@CHI	8-3	W	141	107
42	Jan. 6	STL	3-2	W	144	109
43	Jan. 9	ANA	5-4 (OT)	W	149	113
44	Jan. 12	CBJ	2-0	W	151	113
45	Jan. 13	@CBJ	4-1	W	155	114
46	Jan. 15	CGY	5-3	W	160	117
47	Jan. 17	@DET	3-5	L	163	122
48	Jan. 18	CBJ	4-0	W	167	122
49	Jan. 20	CHI	6-3	W	173	125
50	Jan. 26	@CHI	3-1	W	176	126
51	Jan. 27	@STL	6-3	W	182	129
52	Jan. 30	@COL	3-4	L	185	133
53	Feb. 1	@PHX	2-3	L	187	136
54	Feb. 3	ANA	3-0	W	190	136
55	Feb. 6	@PIT	1-4	L	191	140
56	Feb. 8	TOR	4-2	W	195	142
57	Feb. 10	LAK	1-4	L	196	146
58	Feb. 14	SJS	5-0	W	201	146
59	Feb. 16	@STL	0-1	L	201	147
60	Feb. 17	MIN	1-4	L	202	151
61	Feb. 19	PHX	4-1	W	206	152
62	Feb. 22	MTL	5-6 (SO)	SOL	211	158
63	Feb. 24	DET	4-3 (OT)	W	215	161
64	Feb. 25	@CBJ	4-3 (SO)	W	219	164
65	Feb. 28	@SJS	4-3 (SO)	W	223	167
66	Mar. 3	@LAK	6-3	W	229	170
67	Mar. 4	@ANA	2-3 (SO)	SOL	231	173
68	Mar. 6	@DET	3-4 (SO)	SOL	234	177
69	Mar. 8	CGY	6-3	W	240	180
70	Mar. 10	CBJ	2-1	W	242	181
71	Mar. 13	DET	2-5	L	244	186
72	Mar. 14	@DET	2-4	L	246	190
73	Mar. 17	DAL	3-2	W	249	192
74	Mar. 21	@VAN	0-2	L	249	194
75	Mar. 22	@CGY	2-3 (OT)	OTL	251	197
76	Mar. 24	@EDM	4-0	W	255	197
77	Mar. 27	EDM	4-3	W	259	200
78	Mar. 29	DET	1-2	L	260	202
79	Mar. 31	DAL	2-4	L	262	206
80	Apr. 3	CHI	2-3 (SO)	SOL	264	209
81	Apr. 5	STL	4-1	W	268	210
82	Apr. 7	@COL	4-2	W	272	212

# TEAM HISTORY & RECORDS

## 2007-08 FINAL SCORING

### RESULTS

GM#	Date	OPP	Score	Result	GF	GA
1	Oct. 4	COL	4-0	W	4	0
2	Oct. 6	DAL	5-1	W	9	1
3	Oct. 10	@STL	1-4	L	10	5
4	Oct. 11	PHX	3-6	L	13	11
5	Oct. 13	CGY	4-7	L	17	18
6	Oct. 17	@ANA	1-3	L	18	21
7	Oct. 20	@SJS	0-3	L	18	24
8	Oct. 23	@LAK	0-6	L	18	30
9	Oct. 25	ATL	3-0	W	21	30
10	Oct. 27	FLA	4-3	W	25	33
11	Oct. 30	@CGY	1-5	L	26	38
12	Nov. 1	@VAN	3-0	W	29	38
13	Nov. 2	@EDM	4-1	W	33	39
14	Nov. 4	@CHI	5-2	W	38	41
15	Nov. 7	@DET	2-3 (SO)	SOL	40	44
16	Nov. 10	CBJ	4-3 (SO)	W	44	47
17	Nov. 12	@CBJ	4-1	W	48	48
18	Nov. 15	CHI	5-4 (OT)	W	53	52
19	Nov. 17	STL	2-3 (SO)	SOL	55	55
20	Nov. 19	@STL	1-2	L	56	57
21	Nov. 22	DET	3-2	W	59	59
22	Nov. 24	MIN	3-4	L	62	63
23	Nov. 29	@OTT	6-5	W	68	68
24	Dec. 1	@MTL	5-4 (SO)	W	73	72
25	Dec. 4	@TOR	1-3	L	74	75
26	Dec. 6	VAN	2-5	L	76	80
27	Dec. 8	ANA	4-2	W	80	82
28	Dec. 10	DET	1-2	L	81	84
29	Dec. 13	COL	1-2	L	82	86
30	Dec. 15	@COL	1-3	L	83	89
31	Dec. 18	@MIN	2-3	L	85	92
32	Dec. 19	@CHI	2-5	L	87	97
33	Dec. 22	LAK	4-3	W	91	100
34	Dec. 23	@CBJ	3-1	W	94	101
35	Dec. 26	@CHI	2-5	L	96	106
36	Dec. 27	CBJ	4-3	W	100	109
37	Dec. 29	SJS	2-5	L	102	114
38	Dec. 31	@DAL	1-0	W	103	114
39	Jan. 3	EDM	5-2	W	108	116
40	Jan. 5	MIN	4-1	W	112	117
41	Jan. 7	@ANA	2-5	L	114	122
42	Jan. 8	@LA	7-0	W	121	122
43	Jan. 12	@CBJ	1-2 (SO)	SOL	122	124
44	Jan. 13	CHI	2-3 (SO)	SOL	124	127
45	Jan. 15	CGY	3-0	W	127	127
46	Jan. 17	ANA	1-2	L	128	129
47	Jan. 19	@STL	5-2	W	133	131
48	Jan. 21	STL	6-3	W	139	134
49	Jan. 22	@COL	4-0	W	143	134
50	Jan. 24	@PHX	3-4 (OT)	OTL	146	138
51	Jan. 29	@BOS	1-3	L	147	141
52	Jan. 31	CBJ	4-2	W	151	143
53	Feb. 2	PHX	3-2 (OT)	W	154	145
54	Feb. 5	CAR	1-0	W	155	145
55	Feb. 7	TBL	1-2 (OT)	OTL	156	147
56	Feb. 9	@S.J	3-4	L	159	151
57	Feb. 10	@PHX	6-3	W	165	154
58	Feb. 12	DET	4-2	W	169	156
59	Feb. 14	CHI	1-6	L	170	162
60	Feb. 16	STL	2-1 (OT)	W	172	163
61	Feb. 17	@MIN	4-5 (OT)	OTL	176	168
62	Feb. 19	EDM	5-4	W	181	172
63	Feb. 21	VAN	2-3 (SO)	SOL	183	175
64	Feb. 23	DAL	3-6	L	186	181
65	Feb. 27	@BUF	4-8	L	190	189
66	Mar. 1	@DAL	3-1	W	193	190
67	Mar. 4	@EDM	5-1	W	198	191
68	Mar. 6	@VAN	2-6	L	200	197
69	Mar. 7	@CGY	2-1 (OT)	W	202	198
70	Mar. 9	@DET	3-4	L	205	202
71	Mar. 11	SJS	1-2	L	206	204
72	Mar. 13	LAK	1-4	L	207	208
73	Mar. 15	@DET	3-1	W	210	209
74	Mar. 18	WSH	2-4	L	212	213
75	Mar. 20	DET	3-6	L	215	219
76	Mar. 22	CHI	2-1 (SO)	W	217	220
77	Mar. 25	CBJ	3-0	W	220	220
78	Mar. 28	@CBJ	2-0	W	222	220
79	Mar. 30	@DET	0-1 (OT)	OTL	222	221
80	Apr. 1	@STL	4-3 (OT)	W	226	224
81	Apr. 3	STL	3-2	W	229	226
82	Apr. 4	@CHI	1-3	L	230	229

Record: 41-32-9

General Manager: David Poile

Head Coach: Barry Trotz

Associate Coach: Brent Peterson

Assistant Coach: Peter Horachek

Captain: Jason Arnott

PLAYER	GP	G	A	PTS	PIM	
J-P Dumont	80	29	43	72	34	
Jason Arnott	79	28	44	72	54	
Alexander Radulov	81	26	32	58	44	
Martin Erat	76	23	34	57	40	
David Legwand	65	15	29	44	38	
Marek Zidlicky	79	5	38	43	63	
Jan Hlavac	TBL	62	9	13	22	32
	NSH	18	3	10	13	8
Totals	80	12	23	35	40	
Vernon Fiddler	79	11	21	32	47	
Ryan Suter	76	7	24	31	71	
Radek Bonk	79	14	15	29	40	
Dan Hamhuis	80	4	23	27	66	
Martin Gelinas	57	9	11	20	20	
Shea Weber	54	6	14	20	49	
Jordan Tootoo	63	11	7	18	100	
Scott Nichol	73	10	8	18	72	
Ville Koistinen	48	4	13	17	18	
Jerred Smithson	81	7	9	16	50	
Greg de Vries	77	4	11	15	71	
Brandon Bochenski	BOS	20	0	6	6	6
	ANA	12	2	2	4	6
	NSH	8	1	2	3	0
Totals	40	3	10	13	12	
Rich Peverley	33	5	5	10	8	
Jed Ortmeyer	51	4	4	8	32	
Greg Zanon	78	0	5	5	24	
Darcy Hordichuk	45	1	2	3	60	
Kevin Klein	13	0	2	2	6	
Antti Pihlstrom	1	0	0	0	0	
Josh Langfeld	2	0	0	0	0	

### GOALTENDING

	GPI	MINS	AVG	W	L	OT SO	GA	SA	SV%	G	A	PIM	
Dan Ellis	44	2229	2.34	23	10	6	87	1147	.894	0	0	0	
Chris Mason	51	2692	2.90	18	22	3	4	130	1278	.898	0	1	0
Pekka Rinne	1	29	0.00	0	0	0	0	0	8	1.000	0	0	0
<b>NSH TOTALS</b>	<b>82</b>	<b>4983</b>	<b>2.61</b>	<b>41</b>	<b>32</b>	<b>9</b>	<b>10</b>	<b>217</b>	<b>2433</b>	<b>.911</b>	<b>0</b>	<b>1</b>	<b>0</b>



# TEAM HISTORY & RECORDS

## 2008-09 FINAL SCORING

Record: 40-34-8

General Manager: David Poile

Head Coach: Barry Trotz

Associate Coach: Brent Peterson

Assistant Coach: Peter Horachek

Captain: Jason Arnott

PLAYER	GP	G	A	PTS	PIM	
J-P Dumont	82	16	49	65	20	
Jason Arnott	65	33	24	57	49	
Shea Weber	81	23	30	53	80	
Martin Erat	71	17	33	50	48	
Ryan Suter	82	7	38	45	73	
David Legwand	73	20	22	42	32	
Joel Ward	79	17	18	35	29	
Steve Sullivan	41	11	21	32	30	
Dan Hamhuis	82	3	23	26	67	
Radek Bonk	66	9	16	25	34	
Vernon Fiddler	78	11	6	17	24	
Ryan Jones	46	7	10	17	22	
Jordin Tootoo	72	4	12	16	124	
Jerred Smithson	82	4	9	13	49	
Kevin Klein	63	4	8	12	19	
Greg Zanon	82	4	7	11	38	
Ville Koistinen	38	3	8	11	14	
Scott Nichol	43	4	6	10	41	
Rich Peverley	NSH	27	2	7	9	15
Patric Hornqvist	28	2	5	7	16	
Antti Pihlstrom	53	2	5	7	10	
Cal O'Reilly	11	3	2	5	2	
Greg de Vries	71	1	4	5	65	
Wade Belak	FLA	15	0	0	0	25
	NSH	38	0	2	2	54
Total	53	0	2	2	79	
Nick Tarnasky	NSH	11	0	1	1	17
Mike Santorelli	7	0	0	0	2	
Jed Ortmeyer	2	0	0	0	0	
Alexander Sulzer	2	0	0	0	0	

### GOALTENDING

	GPI	MINS	AVG	W	L	OT	SO	GA	SA	SV%	G	A	PIM
Pekka Rinne	52	2999	2.38	29	15	4	7	119	1435	.917	0	1	6
Dan Ellis	35	1965	2.93	11	19	4	3	96	963	.900	0	0	2
<b>NSH TOTALS</b>	<b>82</b>	<b>4996</b>	<b>2.74</b>	<b>40</b>	<b>34</b>	<b>8</b>	<b>10</b>	<b>228</b>	<b>2411</b>	<b>.905</b>	<b>0</b>	<b>1</b>	<b>8</b>

### RESULTS

GM#	Date	OPP	Score	Result	GF	GA
1	Oct. 10	@STL	2-5	L	2	5
2	Oct. 11	DAL	3-1	W	5	6
3	Oct. 13	@CHI	3-2 (SO)	W	8	8
4	Oct. 15	@DAL	4-6	L	12	14
5	Oct. 17	@CBJ	3-5	L	15	19
6	Oct. 18	CBJ	6-3	W	21	22
7	Oct. 23	CGY	3-5	L	24	27
8	Oct. 25	LAK	5-4	W	29	31
9	Oct. 28	@WSH	3-4 (SO)	SOL	32	35
10	Oct. 30	EDM	3-1	W	35	36
11	Nov. 1	FLA	3-2 (SO)	W	38	38
12	Nov. 4	@VAN	0-4	L	38	42
13	Nov. 6	@CGY	6-7	L	44	49
14	Nov. 8	@COL	0-1	L	44	50
15	Nov. 11	@SJS	4-3 (OT)	W	48	53
16	Nov. 14	@ANA	4-3 (OT)	W	52	56
17	Nov. 15	@LAK	3-1	W	55	57
18	Nov. 17	SJS	1-4	L	56	61
19	Nov. 21	@T.B	1-4	L	57	65
20	Nov. 23	@CAR	5-2	W	62	67
21	Nov. 25	STL	0-1 (SO)	SOL	62	68
22	Nov. 28	@ATL	4-3 (OT)	W	66	71
23	Nov. 29	MIN	2-6	L	68	77
24	Dec. 1	@BUF	2-0	W	70	77
25	Dec. 4	COL	3-2	W	73	79
26	Dec. 6	MIN	1-0	W	74	79
27	Dec. 8	@STL	3-6	L	77	85
28	Dec. 9	VAN	1-3	L	78	88
29	Dec. 11	@CBJ	1-2 (SO)	SOL	79	90
30	Dec. 13	DAL	3-0	W	82	90
31	Dec. 18	@PHX	1-2	L	83	92
32	Dec. 20	NYI	1-0	W	84	92
33	Dec. 23	@FLA	0-3	L	84	95
34	Dec. 26	DET	3-2	W	87	97
35	Dec. 28	@EDM	2-5	L	89	102
36	Dec. 29	@COL	1-5	L	90	107
37	Jan. 1	VAN	1-2	L	91	109
38	Jan. 3	CGY	2-3	L	93	112
39	Jan. 6	COL	1-2	L	94	114
40	Jan. 8	PIT	5-3	W	99	117
41	Jan. 10	CHI	4-1	W	103	118
42	Jan. 11	@CHI	1-3	L	104	121
43	Jan. 13	@TOR	2-0	W	106	121
44	Jan. 15	@MTL	2-3	L	108	124
45	Jan. 17	ATL	2-7	L	110	131
46	Jan. 19	NJD	1-3	L	111	134
47	Jan. 28	@VAN	5-3	W	116	137
48	Jan. 30	@CGY	1-3	L	117	140
49	Feb. 1	@EDM	2-1	W	119	141
50	Feb. 3	PHX	2-1	W	121	142
51	Feb. 5	ANA	4-2	W	125	144
52	Feb. 6	@MIN	2-0	W	127	144
53	Feb. 8	@DAL	1-4	L	128	148
54	Feb. 10	DET	3-5	L	131	153
55	Feb. 12	STL	4-3 (SO)	W	135	156
56	Feb. 14	BOS	3-2 (SO)	W	138	158
57	Feb. 16	OTT	0-2	L	138	160
58	Feb. 18	@DET	2-6	L	140	166
59	Feb. 19	STL	1-2 (OT)	OTL	141	168
60	Feb. 21	@STL	1-0 (OT)	W	142	168
61	Feb. 24	CHI	5-3	W	147	171
62	Feb. 26	PHX	4-1	W	151	172
63	Feb. 28	DET	8-0	W	159	172
64	Mar. 3	EDM	6-5 (OT)	W	165	177
65	Mar. 5	CBJ	4-2	W	169	179
66	Mar. 7	@PHI	1-4	L	170	183
67	Mar. 10	WSH	1-2 (OT)	OTL	171	185
68	Mar. 12	NYR	2-4	L	173	189
69	Mar. 14	@PHX	2-0	W	175	189
70	Mar. 16	@LAK	4-3	W	179	192
71	Mar. 18	@ANA	3-4 (OT)	OTL	182	196
72	Mar. 19	@SJS	2-3 (SO)	SOL	184	199
73	Mar. 24	ANA	1-2 (SO)	SOL	185	201
74	Mar. 26	SJS	3-2	W	188	203
75	Mar. 28	LAK	4-3 (OT)	W	192	206
76	Mar. 29	@DET	4-3	W	196	209
77	Mar. 31	@CBJ	1-2	L	197	211
78	Apr. 3	@CHI	1-3	L	198	214
79	Apr. 4	CBJ	5-4 (SO)	W	203	218
80	Apr. 7	CHI	2-4	L	205	222
81	Apr. 9	@DET	4-3 (SO)	W	209	225
82	Apr. 10	@MIN	4-8	L	213	233

# TEAM HISTORY & RECORDS

## 2009-10 FINAL SCORING

### RESULTS

GM#	Date	OPP	Score	Result	GF	GA
1	Oct. 3	@DAL	3-2 (SO)	W	3	2
2	Oct. 8	COL	3-2	W	6	4
3	Oct. 10	BUF	0-1	L	6	5
4	Oct. 12	EDM	1-6	L	7	11
5	Oct. 14	@DAL	0-6	L	7	17
6	Oct. 15	CHI	1-3	L	8	20
7	Oct. 17	@WSH	2-3 (SO)	SOL	10	23
8	Oct. 21	@BOS	2-3	L	12	26
9	Oct. 22	@OTT	6-5 (OT)	W	18	31
10	Oct. 24	@CHI	0-2	L	18	33
11	Oct. 28	@MIN	4-3	W	22	36
12	Oct. 29	CHI	2-0	W	24	36
13	Oct. 31	DAL	4-2	W	28	38
14	Nov. 5	@ANA	0-4	L	28	42
15	Nov. 7	@LAK	3-1	W	31	43
16	Nov. 10	@S.J	3-4	L	34	47
17	Nov. 12	@STL	3-1	W	37	48
18	Nov. 14	MTL	2-0	W	39	48
19	Nov. 17	SJS	4-3	W	43	51
20	Nov. 19	NJD	3-2 (SO)	W	46	53
21	Nov. 21	CBJ	4-3 (SO)	W	50	56
22	Nov. 23	DET	3-1	W	53	57
23	Nov. 25	@COL	4-3 (OT)	W	57	60
24	Nov. 27	STL	1-3	L	58	63
25	Nov. 28	FLA	4-1	W	62	64
26	Nov. 30	CGY	0-5	L	62	69
27	Dec. 2	@MIN	4-5 (OT)	OTL	66	74
28	Dec. 4	@CHI	4-1	W	70	75
29	Dec. 5	MIN	3-5	L	73	80
30	Dec. 8	VAN	4-2	W	77	82
31	Dec. 10	CBJ	4-3 (SO)	W	81	85
32	Dec. 12	DET	2-3 (OT)	OTL	83	88
33	Dec. 14	STL	5-3	W	88	91
34	Dec. 15	TBL	7-4	W	95	95
35	Dec. 17	@EDM	6-3	W	101	98
36	Dec. 19	@CGY	5-3	W	106	101
37	Dec. 22	@VAN	1-4	L	107	105
38	Dec. 26	CHI	1-4	L	108	109
39	Dec. 27	@CHI	4-5	L	112	114
40	Dec. 29	@STL	4-3	W	116	117
41	Dec. 31	@CBJ	2-1 (OT)	W	118	118
42	Jan. 2	ANA	3-1	W	121	119
43	Jan. 5	CGY	1-3	L	122	122
44	Jan. 7	CAR	4-2	W	126	124
45	Jan. 9	ANA	2-3	L	128	127
46	Jan. 11	@VAN	3-2	W	131	129
47	Jan. 12	@EDM	5-3	W	136	132
48	Jan. 15	@CGY	1-0	W	137	132
49	Jan. 18	TOR	3-4	L	140	136
50	Jan. 21	@PHX	2-4	L	142	140
51	Jan. 22	@COL	1-2	L	143	142
52	Jan. 26	@CBJ	2-3	L	145	145
53	Jan. 29	@DET	2-4	L	147	149
54	Jan. 30	ATL	4-3	W	151	152
55	Feb. 2	PHX	0-1 (SO)	SOL	151	153
56	Feb. 4	COL	5-3	W	156	156
57	Feb. 6	SJS	3-4	L	159	160
58	Feb. 9	@NYI	3-4 (SO)	SOL	162	164
59	Feb. 10	@N.YR	2-1	W	164	165
60	Feb. 12	@N.J	2-5	L	166	170
61	Feb. 14	@PIT	4-3 (SO)	W	170	173
62	Mar. 2	EDM	4-3	W	174	176
63	Mar. 4	LAK	4-2	W	178	178
64	Mar. 5	@DET	2-5	L	180	183
65	Mar. 7	VAN	2-4	L	182	187
66	Mar. 9	@ATL	2-1	W	184	188
67	Mar. 11	@SJS	5-8	L	189	196
68	Mar. 12	@ANA	1-0	W	190	196
69	Mar. 14	@LAK	3-2	W	193	198
70	Mar. 16	PHI	4-3 (SO)	W	197	201
71	Mar. 18	MIN	5-0	W	202	201
72	Mar. 20	CBJ	1-0 (OT)	W	203	201
73	Mar. 21	@STL	3-2	W	206	203
74	Mar. 23	DAL	1-3	L	207	206
75	Mar. 25	PHX	4-3 (SO)	W	211	209
76	Mar. 27	DET	0-1 (SO)	SOL	211	210
77	Mar. 29	@FLA	3-2 (OT)	W	214	212
78	Mar. 30	LAK	0-2	L	214	214
79	Apr. 1	STL	3-2	W	217	216
80	Apr. 3	@DET	4-3 (OT)	W	221	219
81	Apr. 7	@PHX	2-5	L	223	224
82	Apr. 10	STL	2-1 (SO)	W	225	225

Record: 47-29-6

General Manager: David Poile

Head Coach: Barry Trotz

Associate Coach: Brent Peterson

Assistant Coach: Peter Horachek

Captain: Jason Arnott

PLAYER	GP	G	A	PTS	PIM	
Patric Hornqvist	80	30	21	51	40	
Steve Sullivan	82	17	34	51	35	
Martin Erat	74	21	28	49	50	
Jason Arnott	63	19	27	46	26	
J-P Dumont	74	17	28	45	20	
Shea Weber	78	16	27	43	36	
David Legwand	82	11	27	38	24	
Ryan Suter	82	4	33	37	48	
Joel Ward	71	13	21	34	18	
Marcel Goc	73	12	18	30	14	
Dustin Boyd	CGY	60	8	11	19	15
	NSH	18	3	2	5	4
Total	78	11	13	24	19	
Dan Hamhuis	78	5	19	24	49	
Denis Grebeshkov	EDM	47	6	13	19	26
	NSH	4	1	1	2	6
Total	51	7	14	21	32	
Cody Franson	61	6	15	21	16	
Jordin Tootoo	51	6	10	16	40	
Colin Wilson	35	8	7	15	7	
Jerred Smithson	69	9	4	13	54	
Ryan Jones	NSH	41	7	4	11	18
Francis Bouillon	81	3	8	11	50	
Cal O'Reilly	31	2	9	11	4	
Kevin Klein	81	1	10	11	27	
Dave Scatchard	16	3	2	5	17	
Mike Santorelli	25	2	1	3	8	
Andreas Thuresson	22	1	2	3	4	
Nick Spaling	28	0	3	3	0	
Alexander Sulzer	20	0	2	2	4	
Wade Belak	39	0	2	2	58	
Teemu Laakso	7	0	0	0	2	
Peter Olvecky	1	0	0	0	0	
Triston Grant	3	0	0	0	9	
Ben Guite	6	0	0	0	4	

### GOALTENDING

	GPI	MINS	AVG	W	L	OT	SO	GA	SA	SV%	G	A	PIM
Dan Ellis	58	3246	2.53	32	16	5	7	137	1541	.911	0	0	2
Pekka Rinne	31	1715	2.69	15	13	1	1	77	848	.909	0	1	4
<b>NSH TOTALS</b>	<b>82</b>	<b>4991</b>	<b>2.66</b>	<b>47</b>	<b>29</b>	<b>6</b>	<b>8</b>	<b>221</b>	<b>2396</b>	<b>.908</b>	<b>0</b>	<b>1</b>	<b>6</b>

# TEAM HISTORY & RECORDS

## 2010-11 FINAL SCORING

Record: 44-27-11

General Manager: David Poile

Head Coach: Barry Trotz

Associate Coach: Brent Peterson

Assistant Coach: Peter Horachek

Captain: Shea Weber

PLAYER	GP	G	A	PTS	PIM	
Sergei Kostitsyn	77	23	27	50	20	
Martin Erat	64	17	33	50	22	
Patric Hornqvist	79	21	27	48	47	
Shea Weber	82	16	32	48	56	
David Legwand	64	17	24	41	24	
Ryan Suter	70	4	35	39	54	
Mike Fisher	OTT	55	14	10	24	33
	NSH	27	5	7	12	10
	Total	82	19	17	36	43
Colin Wilson	82	16	18	34	17	
Joel Ward	80	10	19	29	42	
Cody Franson	80	8	21	29	30	
Marcel Goc	51	9	15	24	6	
Steve Sullivan	44	10	12	22	28	
J-P Dumont	70	10	9	19	16	
Jordin Tootoo	54	8	10	18	61	
Cal O'Reilly	38	6	12	18	2	
Kevin Klein	81	2	16	18	24	
Nick Spaling	74	8	6	14	20	
Jerred Smithson	82	5	8	13	34	
Matt Halischuk	27	4	8	12	2	
Francis Bouillon	44	1	9	10	27	
Shane O'Brien	80	2	7	9	83	
Blake Geoffrion	20	6	2	8	7	
Jonathon Blum	23	3	5	8	8	
Alexander Sulzer	NSH	31	1	3	4	14
Marek Svatos	NSH	9	1	2	3	2
Chris Mueller	15	0	3	3	2	
Teemu Laakso	1	0	0	0	0	
Matthew Lombardi	2	0	0	0	0	
Steve Begin	2	0	0	0	4	
Andreas Thuresson	3	0	0	0	2	
Linus Klasen	4	0	0	0	0	
Wade Belak	15	0	0	0	18	

### GOALTENDING

	GPI	MINS	AVG	W	L	OT	SO	GA	SA	SV%	G	A	PIM
Pekka Rinne	64	3789	2.12	33	22	9	6	134	1905	.930	0	0	12
Anders Lindback	22	1131	2.60	11	5	2	4	9	576	.915	0	0	0
Mark Dekanich	1	50	3.60	0	0	0	0	3	25	.880	0	0	0
<b>NSH TOTALS</b>	<b>82</b>	<b>4994</b>	<b>2.28</b>	<b>44</b>	<b>27</b>	<b>11</b>	<b>8</b>	<b>190</b>	<b>2510</b>	<b>.924</b>	<b>0</b>	<b>0</b>	<b>12</b>

### RESULTS

GM#	Date	OPP	Score	Result	GF	GA
1	Oct. 9	ANA	4-1	W	4	1
2	Oct. 13	@CHI	3-2	W	7	3
3	Oct. 14	STL	4-3	W	11	6
4	Oct. 16	WSH	2-3 (OT)	OTL	13	9
5	Oct. 19	CGY	0-1 (OT)	OTL	13	10
6	Oct. 21	PIT	3-4 (OT)	OTL	16	14
7	Oct. 23	@DAL	1-0	W	17	14
8	Oct. 24	@TBL	4-3	W	21	17
9	Oct. 28	STL	0-3	L	21	20
10	Oct. 30	@DET	2-5	L	23	25
11	Nov. 3	@PHX	3-4	L	26	29
12	Nov. 6	@LAK	1-4	L	27	33
13	Nov. 7	@ANA	4-5	L	31	38
14	Nov. 11	@STL	3-2 (SO)	W	34	40
15	Nov. 13	CHI	4-3 (SO)	W	38	43
16	Nov. 16	@TOR	4-5	L	42	48
17	Nov. 18	@MTL	3-0	W	45	48
18	Nov. 20	@CAR	2-1 (SO)	W	47	49
19	Nov. 22	@CBJ	0-2	L	47	51
20	Nov. 24	STL	1-2 (SO)	SOL	48	53
21	Nov. 26	@MIN	2-5	L	50	58
22	Nov. 27	NVR	1-2 (SO)	SOL	51	60
23	Nov. 30	PHX	3-0	W	54	60
24	Dec. 1	@CBJ	4-3 (SO)	W	58	63
25	Dec. 4	CAR	5-2	W	63	65
26	Dec. 6	@ATL	2-3 (OT)	OTL	65	68
27	Dec. 8	@DET	3-2	W	68	70
28	Dec. 11	FLA	3-0	W	71	70
29	Dec. 13	NYI	5-0	W	76	70
30	Dec. 15	SJS	3-2	W	79	72
31	Dec. 17	@NJD	3-1	W	82	73
32	Dec. 18	LAK	1-6	L	83	79
33	Dec. 22	@CHI	1-4	L	84	83
34	Dec. 23	OTT	1-2	L	85	85
35	Dec. 26	@STL	0-2	L	85	87
36	Dec. 28	DAL	2-4	L	87	91
37	Dec. 31	@MIN	4-1	W	91	92
38	Jan. 2	CBJ	4-1	W	95	93
39	Jan. 5	@ANA	4-1	W	99	94
40	Jan. 6	@LAK	5-2	W	104	96
41	Jan. 8	@SJS	2-1	W	106	97
42	Jan. 11	MIN	5-1	W	111	98
43	Jan. 13	@FLA	2-3	L	113	101
44	Jan. 15	CHI	3-2 (SO)	W	116	103
45	Jan. 16	@CHI	3-6	L	119	109
46	Jan. 18	@PHX	5-2	W	124	111
47	Jan. 20	@COL	5-1	W	129	112
48	Jan. 23	@EDM	3-2 (SO)	W	132	114
49	Jan. 24	@CGY	1-3	L	133	117
50	Jan. 26	@VAN	1-2	L	134	119
51	Feb. 1	CGY	2-3 (SO)	SOL	136	122
52	Feb. 3	@PHI	2-3	L	138	125
53	Feb. 5	DET	3-0	W	141	125
54	Feb. 7	EDM	0-4	L	141	129
55	Feb. 9	@DET	4-1	W	145	130
56	Feb. 12	COL	5-3	W	150	133
57	Feb. 15	SJS	1-2 (OT)	OTL	151	135
58	Feb. 17	VAN	3-1	W	154	136
59	Feb. 19	PHX	2-3	L	156	139
60	Feb. 22	@CBJ	0-4	L	156	143
61	Feb. 24	CHI	0-3	L	156	146
62	Feb. 26	@DAL	2-3	L	158	149
63	Feb. 27	CBJ	3-2	W	161	151
64	Mar. 1	@EDM	1-2 (SO)	SOL	162	153
65	Mar. 3	@VAN	3-0	W	165	153
66	Mar. 6	@CGY	2-3	L	167	156
67	Mar. 8	@SJS	2-3 (OT)	OTL	169	159
68	Mar. 10	MIN	4-0	W	173	159
69	Mar. 12	COL	4-2	W	177	161
70	Mar. 15	LAK	2-4	L	179	165
71	Mar. 17	BOS	4-3 (OT)	W	183	168
72	Mar. 19	DET	3-1	W	186	169
73	Mar. 20	@BUF	4-3 (OT)	W	190	172
74	Mar. 22	EDM	3-1	W	193	173
75	Mar. 24	ANA	5-4	W	198	177
76	Mar. 26	DAL	4-2	W	202	179
77	Mar. 29	VAN	1-3	L	203	182
78	Mar. 31	@COL	3-2	W	206	184
79	Apr. 2	DET	3-4 (OT)	OTL	209	188
80	Apr. 5	ATL	6-3	W	215	191
81	Apr. 8	CBJ	4-1	W	219	192
82	Apr. 9	@STL	0-2	L	219	194

# TEAM HISTORY & RECORDS

## 2011-12 FINAL SCORING

### RESULTS

GM#	Date	OPP	Score	Result	GF	GA
1	Oct. 7	@CBJ	3-2	W	3	2
2	Oct. 8	@STL	4-2	W	7	4
3	Oct. 13	PHX	2-5	L	9	9
4	Oct. 15	NJD	2-3 (SO)	SOL	11	12
5	Oct. 17	@EDM	1-3	L	12	15
6	Oct. 20	@VAN	1-5	L	13	20
7	Oct. 22	@CGY	2-0	W	15	20
8	Oct. 25	SJS	1-3	L	16	23
9	Oct. 27	TBL	5-3	W	21	26
10	Oct. 29	ANA	3-0	W	24	26
11	Oct. 31	@CHI	4-5 (OT)	OTL	28	31
12	Nov. 3	@PHX	3-0	W	31	31
13	Nov. 5	@SJS	4-3 (OT)	W	35	34
14	Nov. 8	@LAK	3-4	L	38	38
15	Nov. 9	@ANA	4-2	W	42	40
16	Nov. 12	MTL	1-2 (OT)	OTL	43	42
17	Nov. 15	WSH	3-1	W	46	43
18	Nov. 17	TOR	4-1	W	50	44
19	Nov. 19	CBJ	3-4 (OT)	OTL	53	48
20	Nov. 22	EDM	2-6	L	55	54
21	Nov. 23	@MIN	2-3	L	57	57
22	Nov. 26	@DET	1-4	L	58	61
23	Nov. 28	@EDM	2-1	W	60	62
24	Nov. 29	@CGY	0-1	L	60	63
25	Dec. 1	@VAN	6-5	W	66	68
26	Dec. 3	BUF	2-3	L	68	71
27	Dec. 6	PHX	2-3	L	70	74
28	Dec. 8	@CBJ	4-3 (OT)	W	74	77
29	Dec. 10	ANA	3-2	W	77	79
30	Dec. 13	CGY	2-1	W	79	80
31	Dec. 15	DET	4-3	W	83	83
32	Dec. 17	STL	2-1 (SO)	W	85	84
33	Dec. 20	@WSH	1-4	L	86	88
34	Dec. 22	CBJ	6-5	W	92	93
35	Dec. 23	@DAL	3-6	L	95	99
36	Dec. 26	DET	1-4	L	96	103
37	Dec. 28	MIN	2-1 (SO)	W	98	104
38	Dec. 30	@STL	2-1 (SO)	W	100	105
39	Jan. 1	CGY	5-3	W	105	108
40	Jan. 5	DAL	1-4	L	106	112
41	Jan. 7	CAR	5-2	W	111	114
42	Jan. 10	@COL	4-1	W	115	115
43	Jan. 12	COL	3-2 (OT)	W	118	117
44	Jan. 14	PHI	4-2	W	122	119
45	Jan. 16	@NYI	3-1	W	125	120
46	Jan. 18	@NYR	0-3	L	125	123
47	Jan. 19	@CBJ	3-0	W	128	123
48	Jan. 21	CHI	5-2	W	133	125
49	Jan. 23	CBJ	4-1	W	137	126
50	Jan. 24	@CHI	3-1	W	140	127
51	Jan. 31	@MIN	5-4	W	145	131
52	Feb. 2	@PHI	1-4	L	146	135
53	Feb. 4	STL	3-1	W	149	136
54	Feb. 7	VAN	3-4 (SO)	SOL	152	140
55	Feb. 9	@OTT	3-4	L	155	144
56	Feb. 11	@BOS	3-4 (SO)	SOL	158	148
57	Feb. 14	CHI	3-2	W	161	150
58	Feb. 17	@DET	1-2	L	162	152
59	Feb. 19	@DAL	3-2	W	165	154
60	Feb. 21	VAN	3-1	W	168	155
61	Feb. 23	STL	2-3 (SO)	SOL	170	158
62	Feb. 25	SJS	6-2	W	176	160
63	Feb. 27	LAK	2-1	W	178	161
64	Feb. 28	@CAR	3-4	L	181	165
65	Mar. 3	@FLA	3-1	W	184	166
66	Mar. 6	LAK	4-5	L	188	171
67	Mar. 8	COL	4-2	W	192	173
68	Mar. 10	DET	3-2	W	195	175
69	Mar. 12	@PHX	5-4 (SO)	W	200	179
70	Mar. 15	@SJS	1-2 (SO)	SOL	201	181
71	Mar. 17	@LAK	2-4	L	203	185
72	Mar. 18	@ANA	3-1	W	206	186
73	Mar. 20	EDM	3-6	L	209	192
74	Mar. 22	@PIT	1-5	L	210	197
75	Mar. 24	WPG	3-1	W	213	198
76	Mar. 25	@CHI	6-1	W	219	199
77	Mar. 27	@STL	0-3	L	219	202
78	Mar. 30	@DET	4-1	W	223	203
79	Mar. 31	CHI	4-5	L	227	208
80	Apr. 3	MIN	2-1 (SO)	W	229	209
81	Apr. 5	DAL	2-0	W	231	209
82	Apr. 7	@COL	6-1	W	237	210

Record: 48-26-8

General Manager: David Poile

Head Coach: Barry Trotz

Associate Coach: Peter Horachek

Assistant Coach: Lane Lambert

Captain: Shea Weber

PLAYER	GP	G	A	PTS	PIM	
Martin Erat	71	19	39	58	30	
David Legwand	78	19	34	53	26	
Mike Fisher	72	24	27	51	33	
Shea Weber	78	19	30	49	46	
Ryan Suter	79	7	39	46	30	
Patric Hornqvist	76	27	16	43	28	
Sergei Kostitsyn	75	17	26	43	34	
Andrei Kostitsyn	MTL	53	12	12	24	16
	NSH	19	4	8	12	10
Total	72	16	20	36	26	
Craig Smith	72	14	22	36	30	
Colin Wilson	68	15	20	35	21	
Jordin Tootoo	77	6	24	30	92	
Matt Halischuk	73	15	13	28	27	
Nick Spaling	77	10	12	22	18	
Paul Gaustad	BUF	56	7	10	17	70
	NSH	14	0	4	4	6
Total	70	7	14	21	76	
Kevin Klein	66	4	17	21	4	
Gabriel Bourque	43	7	12	19	6	
Roman Josi	52	5	11	16	14	
Hal Gill	MTL	53	1	7	8	29
	NSH	23	0	5	5	8
Total	76	1	12	13	37	
Francis Bouillon	66	4	7	11	33	
Ryan Ellis	32	3	8	11	4	
Alexander Radulov	9	3	4	7	4	
Jonathon Blum	33	3	4	7	6	
Brandon Yip	COL	10	0	0	0	8
	NSH	25	3	4	7	20
Total	35	3	4	7	28	
Jack Hillen	55	2	4	6	20	
Jerred Smithson	NSH	53	1	4	5	30
Blake Geoffrion	NSH	22	0	3	3	17
Niclas Bergfors	11	1	1	2	2	
Brian McGrattan	30	0	2	2	61	
Cal O'Reilly	NSH	5	0	1	1	2
Zack Stortini	1	0	0	0	7	
Ryan Thang	1	0	0	0	0	
Mattias Ekholm	2	0	0	0	0	
Chris Mueller	4	0	0	0	0	
Kyle Wilson	5	0	0	0	0	
Teemu Laakso	9	0	0	0	8	

### GOALTENDING

	GPI	MINS	AVG	W	L	OT	SO	GA	SA	SV%	G	A	PIM
Pekka Rinne	73	4169	2.39	43	18	8	5	166	2153	.923	0	5	0
Anders Lindback	16	792	2.42	5	8	0	0	32	364	.912	0	1	0
NSH TOTALS	82	4982	2.47	48	26	8	5	205	2523	.919	0	6	0

# TEAM HISTORY & RECORDS

## 2012-13 FINAL SCORING

Record: 16-23-9

General Manager: David Poile

Head Coach: Barry Trotz

Associate Coach: Peter Horachek

Assistant Coach: Lane Lambert

Captain: Shea Weber

PLAYER	GP	G	A	PTS	PIM	
Shea Weber	48	9	19	28	48	
David Legwand	48	12	13	25	20	
Mike Fisher	38	10	11	21	27	
Martin Erat	NSH	36	4	17	21	26
Colin Wilson	25	7	12	19	4	
Roman Josi	48	5	13	18	8	
Gabriel Bourque	34	11	5	16	4	
Sergei Kostitsyn	46	3	12	15	11	
Patric Hornqvist	24	4	10	14	14	
Kevin Klein	47	3	11	14	9	
Nick Spaling	47	9	4	13	18	
Craig Smith	44	4	8	12	20	
Matt Halischuk	36	5	6	11	10	
Bobby Butler	NSH	20	3	6	9	4
	NJD	14	1	1	2	0
Total	34	4	7	11	4	
Rich Clune	47	4	5	9	113	
Brandon Yip	34	3	5	8	26	
Taylor Beck	16	3	4	7	2	
Jonathon Blum	35	1	6	7	6	
Victor Bartley	24	0	7	7	6	
Ryan Ellis	32	2	4	6	15	
Paul Gaustad	23	2	3	5	20	
Chris Mueller	18	2	3	5	6	
Zach Boychuk	NSH	5	1	1	2	4
Daniel Bang	8	0	2	2	0	
Austin Watson	6	1	0	1	0	
Kevin Henderson	4	1	0	1	0	
Joonas Rask	2	0	1	1	0	
Filip Forsberg	5	0	1	1	0	
Scott Hannan	NSH	29	0	1	1	20
Mattias Ekholm	1	0	0	0	0	
Brian McGrattan	NSH	2	0	0	0	0
Hal Gill	32	0	0	0	12	

### GOALTENDING

	GPI	MINS	AVG	W	L	OT	SO	GA	SA	SV%	G	A	PIM
Pekka Rinne	43	2444	2.43	15	16	8	5	99	1101	.910	0	1	8
Chris Mason	11	467	3.73	1	7	1	0	29	229	.873	0	0	0
<b>NSH TOTALS</b>	<b>48</b>	<b>2929</b>	<b>2.72</b>	<b>16</b>	<b>23</b>	<b>9</b>	<b>5</b>	<b>133</b>	<b>1335</b>	<b>.900</b>	<b>0</b>	<b>1</b>	<b>8</b>

### RESULTS

GM#	Date	OPP	Score	Result	GF	GA
1	Jan. 19	CBJ	2-3 (SO)	SOL	2	3
2	Jan. 21	STL	3-4 (SO)	SOL	5	7
3	Jan. 22	@MIN	3-1	W	8	8
4	Jan. 24	@STL	0-3	L	8	11
5	Jan. 26	@ANA	2-3 (SO)	SOL	10	14
6	Jan. 28	@PHX	0-4	L	10	18
7	Jan. 31	@LAK	2-1 (SO)	W	12	19
8	Feb. 2	@SJS	2-1 (SO)	W	14	20
9	Feb. 5	@STL	6-1	W	20	21
10	Feb. 7	LAK	3-0	W	23	21
11	Feb. 9	@MIN	1-2 (OT)	OTL	24	23
12	Feb. 10	CHI	0-3	L	24	26
13	Feb. 12	SJS	1-0 (OT)	W	25	26
14	Feb. 14	PHX	3-0	W	28	26
15	Feb. 16	ANA	2-3 (SO)	SOL	30	29
16	Feb. 18	@COL	5-6	L	35	35
17	Feb. 19	DET	4-3 (OT)	W	39	38
18	Feb. 22	VAN	0-1	L	39	39
19	Feb. 23	@DET	0-4	L	39	43
20	Feb. 25	DAL	5-4 (OT)	W	44	47
21	Feb. 27	@ANA	1-5	L	45	52
22	Mar. 2	@SJS	1-2	L	46	54
23	Mar. 4	@LAK	1-5	L	47	59
24	Mar. 8	EDM	6-0	W	53	59
25	Mar. 9	MIN	1-2 (SO)	SOL	54	61
26	Mar. 12	@DAL	4-0	W	58	61
27	Mar. 14	@VAN	4-7	L	62	68
28	Mar. 15	@CGY	3-6	L	65	74
29	Mar. 17	@EDM	2-3	L	67	77
30	Mar. 19	@CBJ	3-4	L	70	81
31	Mar. 21	CGY	5-3	W	75	84
32	Mar. 23	CBJ	5-2	W	80	86
33	Mar. 25	EDM	3-2	W	83	88
34	Mar. 28	PHX	4-7	L	87	95
35	Mar. 30	@COL	0-1 (OT)	OTL	87	96
36	Apr. 1	@CHI	2-3 (SO)	SOL	89	99
37	Apr. 2	COL	3-1	W	92	100
38	Apr. 4	CBJ	1-3	L	93	103
39	Apr. 6	CHI	0-1	L	93	104
40	Apr. 7	@CHI	3-5	L	96	109
41	Apr. 9	STL	0-1	L	96	110
42	Apr. 12	DAL	2-5	L	98	115
43	Apr. 14	DET	0-3	L	98	118
44	Apr. 15	VAN	2-5	L	100	123
45	Apr. 19	@CHI	4-5 (OT)	OTL	104	128
46	Apr. 23	CGY	4-3	W	108	131
47	Apr. 25	@DET	2-5	L	110	136
48	Apr. 27	@CBJ	1-3	L	111	139

# TEAM HISTORY & RECORDS

## 2013-14 FINAL SCORING

### RESULTS

GM#	Date	OPP	Score	Result	GF	GA
1	Oct. 3	@STL	2-4	L	2	4
2	Oct. 4	@COL	1-3	L	3	7
3	Oct. 8	MIN	3-2	W	6	9
4	Oct. 10	TOR	0-4	L	6	13
5	Oct. 12	NYI	3-2	W	9	15
6	Oct. 15	FLA	4-3	W	13	18
7	Oct. 17	LAK	1-2 (SO)	SOL	14	20
8	Oct. 19	@MTL	2-1	W	16	21
9	Oct. 20	@WPG	3-1	W	19	22
10	Oct. 22	@MIN	0-2	L	19	24
11	Oct. 24	WPG	3-2 (OT)	W	22	26
12	Oct. 26	STL	1-6	L	23	32
13	Oct. 31	@PHX	4-5 (SO)	SOL	27	37
14	Nov. 2	@LAK	4-3	W	31	40
15	Nov. 6	@COL	6-4	W	37	44
16	Nov. 8	@WPG	0-5	L	37	49
17	Nov. 10	@NJD	0-5	L	37	54
18	Nov. 12	@NYI	1-3	L	38	57
19	Nov. 15	@PIT	1-4	L	39	61
20	Nov. 16	CHI	7-2	W	46	63
21	Nov. 19	@DET	2-0	W	48	63
22	Nov. 21	@TOR	4-2	W	52	65
23	Nov. 23	NYR	0-2	L	52	67
24	Nov. 25	PHX	4-2	W	56	69
25	Nov. 27	@CBJ	4-0	W	60	69
26	Nov. 28	EDM	0-3	L	60	72
27	Nov. 30	PHI	2-3 (SO)	SOL	62	75
28	Dec. 3	VAN	1-3	L	63	78
29	Dec. 5	CAR	2-5	L	65	83
30	Dec. 7	@WSH	2-5	L	67	88
31	Dec. 10	@NYR	4-1	W	71	89
32	Dec. 12	DAL	3-1	W	74	90
33	Dec. 14	SJS	3-2	W	77	92
34	Dec. 17	CHI	1-3	L	78	95
35	Dec. 19	@TBL	2-4	L	80	99
36	Dec. 21	MTL	3-4 (OT)	OTL	83	103
37	Dec. 23	BOS	2-6	L	85	109
38	Dec. 27	@DAL	1-4	L	86	113
39	Dec. 28	LAK	3-2	W	89	115
40	Dec. 30	DET	6-4	W	95	119
41	Jan. 2	@BOS	2-3 (OT)	OTL	97	122
42	Jan. 4	@FLA	4-5 (SO)	SOL	101	127
43	Jan. 5	@CAR	1-2	L	102	129
44	Jan. 7	SJS	3-2	W	105	131
45	Jan. 9	ANA	3-4	L	108	135
46	Jan. 11	OTT	1-2 (SO)	SOL	109	137
47	Jan. 12	MIN	0-4	L	109	141
48	Jan. 14	CGY	4-2	W	113	143
49	Jan. 16	@PHI	4-3 (SO)	W	117	146
50	Jan. 18	COL	4-5	L	121	151
51	Jan. 20	DAL	4-1	W	125	152
52	Jan. 23	@VAN	2-1	W	127	153
53	Jan. 24	@CGY	4-5 (SO)	SOL	131	158
54	Jan. 26	@EDM	1-5	L	132	163
55	Jan. 28	@WPG	4-3	W	136	166
56	Jan. 31	NJD	3-2 (OT)	W	139	168
57	Feb. 1	@STL	3-4 (SO)	SOL	142	172
58	Feb. 6	@MIN	2-3 (OT)	OTL	144	175
59	Feb. 8	ANA	2-5	L	146	180
60	Feb. 27	TBL	3-2	W	149	182
61	Mar. 1	WPG	1-3	L	150	185
62	Mar. 4	PIT	1-3	L	151	188
63	Mar. 6	STL	1-2	L	152	190
64	Mar. 8	CBJ	0-1	L	152	191
65	Mar. 10	@OTT	4-3 (OT)	W	156	194
66	Mar. 11	@BUF	4-1	W	160	195
67	Mar. 14	@CHI	3-2	W	163	197
68	Mar. 15	STL	1-4	L	164	201
69	Mar. 18	@EDM	1-5	L	165	206
70	Mar. 19	@VAN	0-2	L	165	208
71	Mar. 21	@CGY	6-5	W	171	213
72	Mar. 23	@CHI	2-0	W	173	213
73	Mar. 25	COL	4-5 (SO)	SOL	177	218
74	Mar. 27	BUF	6-1	W	183	219
75	Mar. 28	@DAL	3-7	L	186	226
76	Mar. 30	WSH	4-3 (SO)	W	190	229
77	Apr. 4	@ANA	5-2	W	195	231
78	Apr. 5	@S.J	3-0	W	198	231
79	Apr. 8	@DAL	2-3 (SO)	SOL	200	234
80	Apr. 10	PHX	2-0	W	202	234
81	Apr. 12	CHI	7-5	W	209	239
82	Apr. 13	@MIN	7-3	W	216	242

Record: 38-32-12

General Manager: David Poile

Head Coach: Barry Trotz

Assistant Coach: Lane Lambert

Assistant Coach: Phil Housley

Captain: Shea Weber

PLAYER	GP	G	A	PTS	PIM	
Shea Weber	79	23	33	56	52	
Patric Hornqvist	76	22	31	53	28	
Craig Smith	79	24	28	52	22	
Mike Fisher	75	20	29	49	60	
Roman Josi	72	13	27	40	18	
David Legwand	NSH	62	10	30	40	30
Matt Cullen	77	10	29	39	32	
Colin Wilson	81	11	22	33	21	
Nick Spaling	71	13	19	32	14	
Ryan Ellis	80	6	21	27	24	
Gabriel Bourque	74	9	17	26	8	
Seth Jones	77	6	19	25	24	
Eric Nystrom	79	15	6	21	60	
Paul Gaustad	75	10	11	21	61	
Viktor Stalberg	70	8	10	18	32	
Calle Jarnkrok	12	2	7	9	4	
Mattias Ekholm	62	1	8	9	10	
Rich Clune	58	3	4	7	166	
Victor Bartley	50	1	5	6	23	
Michael Del Zotto	NSH	25	1	4	5	8
	NYR	42	2	9	11	10
Total	67	3	13	16	18	
Filip Forsberg	13	1	4	5	4	
Matt Hendricks	NSH	44	2	2	4	54
Colton Sissons	17	1	3	4	4	
Kevin Klein	NSH	47	1	2	3	21
Simon Moser	6	1	1	2	2	
Mark Van Guilder	1	0	0	0	0	
Taylor Beck	7	0	0	0	6	
Joe Piskula	2	0	0	0	0	
Patrick Eaves	NSH	5	0	0	0	0
	DET	25	2	3	5	2
Total	30	2	3	5	2	

### GOALTENDING

	GPI	MIN	AVG	W	L	OT	SO	GA	SA	SV%	G	A	PIM
Carter Hutton	40	2085	2.62	20	11	4	1	91	1006	.910	0	1	2
Pekka Rinne	24	1366	2.77	10	10	3	2	63	645	.902	0	0	0
Marek Mazanec	25	1369	2.80	8	10	4	2	64	650	.902	0	0	0
Devan Dubnyk	2	123	4.35	0	1	1	0	9	60	.850	0	0	0
Magnus Hellberg	1	12	5.00	0	0	0	0	1	4	.750	0	0	0
<b>NSH TOTALS</b>	<b>82</b>	<b>4989</b>	<b>2.80</b>	<b>38</b>	<b>32</b>	<b>12</b>	<b>5</b>	<b>233</b>	<b>2370</b>	<b>.902</b>	<b>0</b>	<b>1</b>	<b>2</b>

# TEAM HISTORY & RECORDS

## 2014-15 FINAL SCORING

**Record:** 47-25-10

**General Manager:** David Poile

**Head Coach:** Peter Laviolette

**Assistant Coach:** Phil Housley

**Assistant Coach:** Kevin McCarthy

**Captain:** Shea Weber

PLAYER	GP	G	A	PTS	PIM	
Filip Forsberg	82	26	37	63	24	
Mike Ribeiro	82	15	47	62	52	
Roman Josi	81	15	40	55	26	
Shea Weber	78	15	30	45	72	
Craig Smith	82	23	21	44	44	
Colin Wilson	77	20	22	42	22	
Mike Fisher	59	19	20	39	39	
James Neal	67	23	14	37	57	
Ryan Ellis	58	9	18	27	27	
Seth Jones	82	8	19	27	20	
Matt Cullen	62	7	18	25	16	
Mattias Ekholm	80	7	11	18	52	
Calle Jarnkrok	74	7	11	18	18	
Taylor Beck	62	8	8	16	18	
Paul Gaustad	73	4	10	14	60	
Gabriel Bourque	69	3	10	13	10	
Eric Nystrom	60	7	5	12	15	
Viktor Stalberg	25	2	8	10	18	
Derek Roy	NSH	26	1	9	10	2
Victor Bartley	37	0	10	10	26	
Anton Volchenkov	46	0	7	7	14	
Olli Jokinen	NSH	48	3	3	6	26
Mike Santorelli	NSH	22	1	3	4	6
	TOR	57	11	18	29	8
Total	79	12	21	33	14	
Cody Franson	NSH	23	1	3	4	2
	TOR	55	6	26	32	26
Total	78	7	29	36	28	
Miikka Salomaki*	1	1	0	1	0	
Mark Arcobello	4	1	0	1	0	
Rich Clune	1	0	0	0	0	
Joe Piskula	1	0	0	0	2	
Kevin Fiala*	1	0	0	0	0	
Viktor Arvidsson*	6	0	0	0	0	
Anthony Bitetto*	7	0	0	0	7	

\*Rookie

### GOALTENDING

	GPI	MINS	AVG	W	L	OT	SO	GA	SA	SV%	G	A	PIM
Pekka Rinne	64	3850:47	2.18	41	17	6	4	140	1807	.923	0	1	8
Carter Hutton	18	1009:51	2.61	6	7	4	1	44	450	.902	0	0	0
Marek Mazanec	2	105:44	2.26	0	1	0	0	4	47	.915	0	0	0
<b>NSH TOTALS</b>	<b>82</b>	<b>5,010</b>	<b>2.42</b>	<b>47</b>	<b>25</b>	<b>10</b>	<b>5</b>	<b>202</b>	<b>2317</b>	<b>.913</b>	<b>0</b>	<b>1</b>	<b>8</b>

### RESULTS

GM#	Date	OPP	Score	Result	GF	GA
1	Oct. 9	OTT	3-2	W	3	2
2	Oct. 11	DAL	4-1	W	7	3
3	Oct. 14	CGY	2-3	SOL	9	6
4	Oct. 17	@WPG	2-0	W	11	6
5	Oct. 18	@CHI	1-2 (OT)	OTL	12	8
6	Oct. 21	ARI	4-3 (SO)	W	16	11
7	Oct. 23	CHI	3-2	W	19	13
8	Oct. 25	PIT	0-3	L	19	16
9	Oct. 29	@EDM	4-1	W	23	17
10	Oct. 31	@CGY	3-4	L	26	21
11	Nov. 2	@VAN	3-1	W	29	22
12	Nov. 4	@WPG	1-3	L	30	25
13	Nov. 6	@DAL	3-2	W	33	27
14	Nov. 8	@STL	2-1	W	35	28
15	Nov. 11	EDM	3-2	W	38	30
16	Nov. 13	@STL	3-4	L	41	34
17	Nov. 15	WPG	2-1	W	43	35
18	Nov. 18	@TOR	9-2	W	52	37
19	Nov. 20	@OTT	2-3	L	54	40
20	Nov. 22	FLA	3-2 (SO)	W	57	42
21	Nov. 25	LAK	4-3 (SO)	W	61	45
22	Nov. 27	EDM	1-0 (OT)	W	62	45
23	Nov. 29	CBJ	2-1	W	64	46
24	Dec. 2	@CAR	1-2	L	65	48
25	Dec. 4	STL	4-3	W	69	51
26	Dec. 6	CHI	1-3	L	70	54
27	Dec. 9	@COL	3-0	W	73	54
28	Dec. 11	@ARI	5-1	W	78	55
29	Dec. 13	@SJS	0-2	L	78	57
30	Dec. 16	BOS	3-2 (SO)	W	81	59
31	Dec. 20	@MIN	6-5 (OT)	W	87	64
32	Dec. 22	@CBJ	5-1	W	92	65
33	Dec. 23	@BOS	3-5	L	95	70
34	Dec. 27	PHI	4-1	W	99	71
35	Dec. 29	@CHI	4-5 (SO)	SOL	103	76
36	Dec. 30	STL	3-2	W	106	78
37	Jan. 3	@LAK	7-6 (OT)	W	113	84
38	Jan. 4	@ANA	3-4 (SO)	SOL	116	88
39	Jan. 6	CAR	3-2	W	119	90
40	Jan. 8	DAL	3-2 (OT)	W	122	92
41	Jan. 10	@MIN	3-1	W	125	93
42	Jan. 13	VAN	5-1	W	130	94
43	Jan. 16	WSH	4-3	W	134	97
44	Jan. 17	@DET	2-5	L	136	102
45	Jan. 20	@MTL	1-2 (OT)	OTL	137	104
46	Jan. 27	COL	4-3 (OT)	W	141	107
47	Jan. 29	@STL	4-5 (SO)	SOL	145	112
48	Jan. 30	@COL	0-3	L	145	115
49	Feb. 1	@PIT	4-0	W	149	115
50	Feb. 3	TOR	4-3	W	153	118
51	Feb. 5	ANA	2-5	L	155	123
52	Feb. 7	NYR	3-2	W	158	125
53	Feb. 8	@FLA	3-2 (SO)	W	161	127
54	Feb. 10	TBL	3-2 (OT)	W	164	129
55	Feb. 12	WPG	3-1	W	167	130
56	Feb. 14	NJD	3-1	W	170	131
57	Feb. 17	SJS	5-1	W	175	132
58	Feb. 19	@NYI	2-5	L	177	137
59	Feb. 21	@PHI	2-3 (SO)	SOL	179	140
60	Feb. 22	@BUF	2-1 (SO)	W	181	141
61	Feb. 24	COL	5-2	W	186	143
62	Feb. 26	MIN	2-4	L	188	147
63	Feb. 28	DET	3-4	L	191	151
64	Mar. 2	@NYR	1-4	L	192	155
65	Mar. 3	@NJD	1-3	L	193	158
66	Mar. 5	NYI	3-4	L	196	162
67	Mar. 7	WPG	1-3	L	197	165
68	Mar. 9	@ARI	2-1 (OT)	W	199	166
69	Mar. 12	@SJS	0-2	L	199	168
70	Mar. 14	@LAK	2-1	W	201	169
71	Mar. 15	@ANA	2-4	L	203	173
72	Mar. 17	MIN	2-3 (OT)	OTL	205	176
73	Mar. 21	BUF	3-0	W	208	176
74	Mar. 24	MTL	3-2 (OT)	W	211	178
75	Mar. 26	@TBL	3-2	W	214	180
76	Mar. 28	@WSH	4-3	W	218	183
77	Mar. 29	CGY	2-5	L	220	188
78	Mar. 31	VAN	4-5 (SO)	SOL	224	193
79	Apr. 4	DAL	3-4 (OT)	OTL	227	197
80	Apr. 7	@COL	2-3	L	229	200
81	Apr. 9	MIN	2-4	L	231	204
82	Apr. 11	@DAL	1-4	L	232	208

# TEAM HISTORY & RECORDS

## 2015-16 FINALE SCORING

**Record:** 41-27-14

**General Manager:** David Poile

**Head Coach:** Peter Laviolette

**Assistant Coach:** Phil Housley

**Assistant Coach:** Kevin McCarthy

**Captain:** Shea Weber

PLAYER	GP	G	A	PTS	PIM
Filip Forsberg	82	33	31	64	47
Roman Josi	81	14	47	61	43
James Neal	82	31	27	58	65
Shea Weber	78	20	31	51	27
Mike Ribeiro	81	7	43	50	62
Craig Smith	82	21	16	37	40
Mattias Ekholm	82	8	27	35	44
Ryan Johansen	Total 80	14	46	60	61
	NSH 42	8	26	34	36
	CBJ 38	6	20	26	25
Ryan Ellis	79	10	22	32	35
Calle Jarnkrok	81	16	14	30	14
Colin Wilson	64	6	18	24	14
Mike Fisher	70	13	10	23	29
Viktor Arvidsson*	56	8	8	16	35
Seth Jones	NSH 40	1	10	11	10
Miikka Salomaki*	61	5	5	10	28
Austin Watson*	57	3	7	10	32
Cody Hodgson	39	3	5	8	6
Eric Nystrom	46	7	0	7	20
Colton Sissons*	34	4	2	6	12
Paul Gaustad	63	2	4	6	46
Anthony Bitetto*	28	1	5	6	19
Barret Jackman	73	1	4	5	76
Gabriel Bourque	22	1	3	4	18
Petter Granberg*	27	0	2	2	13
Kevin Fiala*	5	1	0	1	0
Cody Bass	17	0	0	0	17
Victor Bartley	NSH 1	0	0	0	0
Corey Potter	1	0	0	0	0
Stefan Elliott	Total 21	2	4	6	4
	NSH 2	0	0	0	0
	ARI 19	2	4	6	4
Joe Piskula	1	0	0	0	2
Anthony Bitetto*	7	0	0	0	7

\*Rookie

### GOALTENDING

	GPI	MIN	AVG	W	L	OT	SO	GA	SA	SV%	G	A	PIM
Pekka Rinne	66	3895:22	2.48	34	21	10	4	161	1744	.908	0	2	6
Carter Hutton	17	978:56	2.33	7	5	4	2	38	464	.918	0	1	0
Juuse Saros	1	58:01	3.10	0	1	0	0	3	23	.870	0	0	0
<b>NSH TOTALS</b>	<b>84</b>	<b>4931:79</b>	<b>2.64</b>	<b>41</b>	<b>27</b>	<b>14</b>	<b>6</b>	<b>202</b>	<b>2231</b>	<b>.899</b>	<b>0</b>	<b>3</b>	<b>6</b>

### RESULTS

GM#	Date	OPP	Score	Result	GF	GA
1	Oct. 8	CAR	2-1	W	2	1
2	Oct. 10	EDM	2-0	W	4	1
3	Oct. 13	@ NJD	3-1	W	7	2
4	Oct. 15	@ NYI	4-4	L	10	6
5	Oct. 17	@ OTT	3-3	SOW	14	9
6	Oct. 20	TBL	5-4	SOW	19	13
7	Oct. 22	ANA	5-1	W	24	14
8	Oct. 24	PIT	1-2	OTL	25	16
9	Oct. 28	@ SJS	2-1	W	27	17
10	Oct. 31	@ LAK	3-4	OTL	30	21
11	Nov. 1	@ ANA	2-4	L	32	25
12	Nov. 5	@ MIN	3-2	W	35	27
13	Nov. 7	STL	0-4	L	35	31
14	Nov. 10	OTT	7-5	W	42	36
15	Nov. 12	TOR	1-2	OTL	43	38
16	Nov. 14	WPG	7-0	W	50	38
17	Nov. 17	ANA	3-2	W	53	40
18	Nov. 20	@ CBJ	0-4	L	53	44
19	Nov. 21	@ MIN	0-4	L	53	48
20	Nov. 23	@ NYR	0-3	L	53	51
21	Nov. 25	@ BUF	3-2	W	56	53
22	Nov. 27	@ PHI	2-3	OTL	58	56
23	Nov. 28	BUF	1-4	L	59	60
24	Dec. 1	ARI	5-2	W	64	62
25	Dec. 3	FLA	1-2	L	65	64
26	Dec. 5	@ DET	4-5	OTL	69	69
27	Dec. 7	@ BOS	3-2	W	72	71
28	Dec. 8	@ CHI	1-4	L	73	75
29	Dec. 10	CHI	5-1	W	78	76
30	Dec. 12	COL	2-3	L	80	79
31	Dec. 15	CGY	1-2	OTL	81	81
32	Dec. 17	@ STL	1-2	L	82	83
33	Dec. 19	MIN	3-2	W	85	85
34	Dec. 21	MTL	5-1	W	90	86
35	Dec. 26	DET	2-3	L	92	89
36	Dec. 28	NYR	5-3	W	97	92
37	Dec. 29	@ STL	3-4	OTL	100	96
38	Dec. 31	@ DAL	1-5	L	101	101
39	Jan. 2	@ CAR	2-1	OTW	103	102
40	Jan. 5	WPG	1-4	L	104	106
41	Jan. 8	@ COL	3-5	L	107	111
42	Jan. 9	@ ARI	0-4	L	107	115
43	Jan. 12	@ CHI	2-3	L	109	118
44	Jan. 14	@ WPG	4-5	OTL	113	123
45	Jan. 16	MIN	3-0	W	116	123
46	Jan. 19	CHI	1-4	L	117	127
47	Jan. 21	@ WPG	4-1	W	121	128
48	Jan. 23	@ EDM	4-1	W	125	129
49	Jan. 26	@ VAN	2-1	W	127	130
50	Jan. 27	@ CGY	2-1	W	129	131
51	Feb. 2	STL	0-1	L	129	132
52	Feb. 4	PHI	3-6	L	132	138
53	Feb. 6	SJS	6-2	W	138	140
54	Feb. 9	WSH	3-5	L	141	145
55	Feb. 12	@ T.B.	3-4	OTL	144	149
56	Feb. 13	@ FLA	5-0	W	149	149
57	Feb. 15	DAL	2-3	OTL	151	152
58	Feb. 18	BOS	2-0	W	153	152
59	Feb. 20	LAK	1-2	OTL	154	154
60	Feb. 22	@ MTL	2-1	SOW	156	155
61	Feb. 23	@ TOR	3-2	W	159	157
62	Feb. 25	@ CHI	3-1	W	162	158
63	Feb. 27	STL	5-0	W	167	158
64	Mar. 1	DAL	5-3	W	172	161
65	Mar. 3	NJD	4-5	OTL	176	166
66	Mar. 5	@ COL	5-2	W	181	168
67	Mar. 8	@ WPG	4-2	W	185	170
68	Mar. 9	@ CGY	2-3	OTL	187	173
69	Mar. 12	@ VAN	2-4	L	189	177
70	Mar. 14	@ EDM	3-2	W	192	179
71	Mar. 17	NYI	4-2	W	196	181
72	Mar. 18	@ WSH	1-4	L	197	185
73	Mar. 21	LAK	5-2	W	202	187
74	Mar. 24	VAN	3-2	SOW	205	189
75	Mar. 26	CBJ	5-1	W	210	190
76	Mar. 28	COL	3-4	L	213	194
77	Mar. 29	@ DAL	2-5	L	215	199
78	Mar. 31	@ PIT	2-5	L	217	204
79	Apr. 2	SJS	2-3	SOL	219	207
80	Apr. 5	COL	4-3	W	223	210
81	Apr. 7	ARI	3-2	OTW	226	212
82	Apr. 9	@ DAL	2-3	L	228	215



# TEAM HISTORY & RECORDS

## 2016-17 FINAL SCORING

**Record:** 41-29-12 (94 Points)  
**General Manager:** David Poile  
**Head Coach:** Peter Laviolette  
**Assistant Coach:** Phil Housley  
**Assistant Coach:** Kevin McCarthy  
**Captain:** Mike Fisher

PLAYER	GP	G	A	PTS	PIM
Viktor Arvidsson	80	31	30	61	28
Ryan Johansen	82	14	47	61	60
Filip Forsberg	82	31	27	58	32
Roman Josi	72	12	37	49	18
Mike Fisher	72	18	24	42	55
James Neal	70	23	18	41	35
P.K. Subban	66	10	30	40	44
Ryan Ellis	71	16	22	38	29
Colin Wilson	70	12	23	35	18
Calle Jarnkrok	81	15	16	31	25
Craig Smith	78	12	17	29	30
Mike Ribeiro	46	4	21	25	14
Mattias Ekholm	82	3	20	23	34
Austin Watson	77	5	12	17	99
Kevin Fiala	54	11	5	16	18
Matt Irwin	74	3	11	14	26
Colton Sissons	58	8	2	10	12
Yannick Weber	73	1	7	8	25
Anthony Bitetto	29	0	7	7	25
Cody McLeod	31	4	1	5	93
Harry Zolnierczyk	24	2	2	4	10
Pontus Aberg	15	1	1	2	4
Reid Boucher	3	1	0	1	0
Vernon Fiddler	NSH 20	1	0	1	37
Matt Carle	6	0	1	1	0
Frederick Gaudreau	9	0	1	1	0
Derek Grant	6	0	1	1	5
Brad Hunt	3	0	1	1	0
PA Parenteau	8	0	1	1	0
Petter Granberg	10	0	0	0	10
Cody Bass	9	0	0	0	19
Miikka Salomaki	5	0	0	0	2
Adam Pardy	4	0	0	0	6
Alexandre Carrier	2	0	0	0	0
Vladislav Kamenev	2	0	0	0	2
Mike Liambas	1	0	0	0	0
Trevor Smith	1	0	0	0	0

### GOALTENDING

	GPI	MINS	AVG	W	L	OT	SO	GA	SA	SV%	G	A	PIM
Pekka Rinne	61	3568.00	2.42	31	19	9	2	144	1757	.918	0	0	4
Juuse Saros	21	1200.00	2.35	10	8	3	0	47	614	.923	0	1	0
Marek Mazanec	4	178.00	4.72	0	2	0	0	14	87	.839	0	1	0
<b>NSH TOTALS</b>	<b>86</b>	<b>4946.00</b>	<b>2.49</b>	<b>41</b>	<b>29</b>	<b>12</b>	<b>2</b>	<b>205</b>	<b>2458</b>	<b>.917</b>	<b>0</b>	<b>2</b>	<b>4</b>

### RESULTS

GM#	Date	OPP	Score	Result	GF	GA
1	Oct. 8	CAR	2-1	W	2	1
2	Oct. 10	EDM	2-0	W	4	1
3	Oct. 13	@ N.J.D.	3-1	W	7	2
4	Oct. 15	@ N.Y.I.	3-4	L	10	6
5	Oct. 17	@ OTT	4-3	SOW	14	9
6	Oct. 20	TBL	5-4	SOW	19	13
7	Oct. 22	ANA	5-1	W	24	14
8	Oct. 24	PIT	1-2	OTL	25	16
9	Oct. 28	@ S.J.S.	2-1	W	27	17
10	Oct. 31	@ L.A.K.	3-4	OTL	30	21
11	Nov. 1	@ ANA	2-4	L	32	25
12	Nov. 5	@ MIN	3-2	W	35	27
13	Nov. 7	STL	0-4	L	35	31
14	Nov. 10	OTT	7-5	W	42	36
15	Nov. 12	TOR	1-2	OTL	43	38
16	Nov. 14	WPG	7-0	W	50	38
17	Nov. 17	ANA	3-2	W	53	40
18	Nov. 20	@ C.B.J.	0-4	L	53	44
19	Nov. 21	@ MIN	0-4	L	53	48
20	Nov. 23	@ N.Y.R.	0-3	L	53	51
21	Nov. 25	@ BUF	3-2	W	56	53
22	Nov. 27	@ PHI	2-3	OTL	58	56
23	Nov. 28	BUF	1-4	L	59	60
24	Dec. 1	ARI	5-2	W	64	62
25	Dec. 3	FLA	1-2	L	65	64
26	Dec. 5	@ DET	4-5	OTL	69	69
27	Dec. 7	@ BOS	3-2	W	72	71
28	Dec. 8	@ CHI	1-4	L	73	75
29	Dec. 10	CHI	5-1	W	78	76
30	Dec. 12	COL	2-3	L	80	79
31	Dec. 15	CGY	1-2	OTL	81	81
32	Dec. 17	@ STL	1-2	L	82	83
33	Dec. 19	MIN	3-2	W	85	85
34	Dec. 21	MTL	5-1	W	90	86
35	Dec. 26	DET	2-3	L	92	89
36	Dec. 28	N.Y.R.	5-3	W	97	92
37	Dec. 29	@ STL	3-4	OTL	100	96
38	Dec. 31	@ DAL	1-5	L	101	101
39	Jan. 2	@ CAR	2-1	OTW	103	102
40	Jan. 5	WPG	1-4	L	104	106
41	Jan. 8	@ COL	3-5	L	107	111
42	Jan. 9	@ ARI	0-4	L	107	115
43	Jan. 12	@ CHI	2-3	L	109	118
44	Jan. 14	@ WPG	4-5	OTL	113	123
45	Jan. 16	MIN	3-0	W	116	123
46	Jan. 19	CHI	1-4	L	117	127
47	Jan. 21	@ WPG	4-1	W	121	128
48	Jan. 23	@ EDM	4-1	W	125	129
49	Jan. 26	@ VAN	2-1	W	127	130
50	Jan. 27	@ CGY	2-1	W	129	131
51	Feb. 2	STL	0-1	L	129	132
52	Feb. 4	PHI	3-6	L	132	138
53	Feb. 6	S.J.S.	6-2	W	138	140
54	Feb. 9	WSH	3-5	L	141	145
55	Feb. 12	@ TBL	3-4	OTL	144	149
56	Feb. 13	@ FLA	5-0	W	149	149
57	Feb. 15	DAL	2-3	OTL	151	152
58	Feb. 18	BOS	2-0	W	153	152
59	Feb. 20	L.A.K.	1-2	OTL	154	154
60	Feb. 22	@ MTL	2-1	SOW	156	155
61	Feb. 23	@ TOR	3-2	W	159	157
62	Feb. 25	@ CHI	3-1	W	162	158
63	Feb. 27	STL	5-0	W	167	158
64	Mar. 1	DAL	5-3	W	172	161
65	Mar. 3	N.J.D.	4-5	OTL	176	166
66	Mar. 5	@ COL	5-2	W	181	168
67	Mar. 8	@ WPG	4-2	W	185	170
68	Mar. 9	@ CGY	2-3	OTL	187	173
69	Mar. 12	@ VAN	2-4	L	189	177
70	Mar. 14	@ EDM	3-2	W	192	179
71	Mar. 17	N.Y.I.	4-2	W	196	181
72	Mar. 18	@ WSH	1-4	L	197	185
73	Mar. 21	L.A.K.	5-2	W	202	187
74	Mar. 24	VAN	3-2	SOW	205	189
75	Mar. 26	C.B.J.	5-1	W	210	190
76	Mar. 28	COL	3-4	L	213	194
77	Mar. 29	@ DAL	2-5	L	215	199
78	Mar. 31	@ PIT	2-5	L	217	204
79	Apr. 2	S.J.S.	2-3	SOL	219	207
80	Apr. 5	COL	4-3	W	223	210
81	Apr. 7	ARI	3-2	OTW	226	212
82	Apr. 9	@ DAL	2-3	L	228	215

# TEAM HISTORY & RECORDS

## RECORD BY GAME

Game	Points	BEST		
		# of Times	Record	Last time...
1	2	10	1-0-0	2016-17
2	4	6	2-0-0	2015-16
3	6	3	3-0-0	2015-16
4	8	1	4-0-0	2005-06
5	10	1	5-0-0	2005-06
6	12	1	6-0-0	2005-06
7	14	1	7-0-0	2005-06
8	16	1	8-0-0	2005-06
9	17	1	8-0-1	2005-06
10	17	1	8-1-1	2005-06
11	17	1	8-2-1	2005-06
12	18	2	8-2-2	2015-16
13	19	2	9-3-1	2006-07
14	21	1	9-2-3	2005-06
15	23	1	10-2-3	2005-06
16	25	1	11-2-3	2005-06
17	27	1	12-2-3	2005-06
18	27	1	12-3-3	2005-06
19	29	1	13-3-3	2005-06
20	31	1	14-3-3	2005-06
21	31	1	14-4-3	2005-06
22	33	1	15-4-3	2005-06
23	35	1	16-4-3	2005-06
24	37	1	17-4-3	2005-06
25	39	1	18-4-3	2005-06
26	39	1	18-5-3	2005-06
27	39	1	18-6-3	2005-06
28	40	1	19-7-2	2014-15
29	41	1	19-7-3	2005-06
30	43	1	20-7-3	2005-06
31	45	1	21-7-3	2005-06
32	47	1	22-7-3	2005-06
33	49	1	23-7-3	2005-06
34	51	1	24-7-3	2005-06
35	51	1	24-8-3	2005-06
36	51	3	24-9-3	2014-15
37	53	2	25-9-3	2014-15
38	54	1	25-9-4	2014-15
39	56	1	26-9-4	2014-15
40	58	1	27-9-4	2014-15
41	60	1	28-9-4	2014-15
42	62	1	29-9-4	2014-15
43	61	1	30-9-4	2014-15
44	63	1	30-10-4	2014-15
45	65	2	30-10-5	2014-15
46	67	2	31-10-5	2014-15
47	68	1	31-10-6	2014-15
48	69	1	33-12-3	2006-07
49	71	1	34-12-3	2006-07
50	73	1	35-12-3	2006-07
51	75	1	36-12-3	2006-07
52	75	1	36-13-3	2006-07
53	76	1	35-12-6	2014-15
54	78	1	36-12-6	2014-15
55	80	1	37-12-6	2014-15
56	82	1	38-12-6	2014-15
57	84	1	39-12-6	2014-15
58	84	1	39-13-6	2014-15
59	85	1	39-13-7	2014-15
60	87	1	40-13-7	2014-15
61	89	1	41-13-7	2014-15
62	89	1	41-14-7	2014-15
63	89	2	40-14-9	2017-18
64	91	1	41-14-9	2017-18
65	93	1	42-14-9	2017-18
66	95	1	43-14-9	2017-18
67	97	1	44-14-9	2017-18
68	99	1	44-14-10	2017-18
69	100	1	45-14-10	2017-18
70	102	1	46-14-10	2017-18
71	104	1	47-14-10	2017-18
72	106	1	48-14-10	2017-18
73	106	1	48-15-10	2017-18
74	106	1	48-16-10	2017-18
75	107	1	48-16-11	2017-18
76	109	1	49-16-11	2017-18
77	111	1	50-16-11	2017-18
78	111	1	50-17-11	2017-18
79	113	1	51-17-11	2017-18
80	113	1	51-18-11	2017-18
81	115	1	52-18-11	2017-18
82	117	1	53-18-11	2017-18

Game	Points	WORST		
		# of Times	Record	Last time...
1	0	8	0-1-0	2017-18
2	0	9	0-2-0	2017-18
3	0	1	0-3-0	2006-07
4	2	3	1-3-0	2013-14
5	3	3	0-2-1-2	2002-03
			0-2-1-2	2002-03
6	3	2	0-3-1-2	2002-03
			1-4-1	1998-99
7	3	2	0-4-1-2	2002-03
			1-5-1	1998-99
8	4	1	2-6-0	2007-08
9	5	1	1-5-1-2	2002-03
10	6	1	1-5-1-3	2002-03
11	7	1	1-5-1-4	2002-03
12	7	1	1-6-1-4	2002-03
13	8	1	1-6-2-4	2002-03
14	10	2	2-6-2-4	2002-03
15	10	1	2-7-2-4	2002-03
16	10	1	2-8-2-4	2002-03
17	11	1	2-8-3-4	2002-03
18	11	1	2-9-3-4	2002-03
19	12	1	2-9-4-4	2002-03
20	12	1	2-10-4-4	2002-03
21	14	1	3-10-4-4	2002-03
22	14	1	3-11-4-4	2002-03
23	16	1	4-11-4-4	2002-03
24	16	1	4-12-4-4	2002-03
25	18	1	5-12-4-4	2002-03
26	20	1	6-12-4-4	2002-03
27	20	1	6-13-4-4	2002-03
28	20	1	6-14-4-4	2002-03
29	21	2	6-14-5-4	2002-03
			9-17-1-2	1999-00
30	22	1	9-17-2-2	1999-00
31	22	1	9-18-2-2	1999-00
32	23	1	7-16-5-4	2002-03
33	24	2	7-16-6-4	1998-99
34	26	2	8-16-6-4	1998-99
35	27	1	10-18-5-2	1999-00
36	28	1	9-17-6-4	2002-03
37	30	1	10-17-6-4	2002-03
38	30	1	10-18-6-4	2002-03
39	31	1	10-18-7-4	2002-03
40	32	1	14-22-4	1998-99
41	32	1	14-23-4	1998-99
42	34	1	15-23-4	1998-99
43	34	1	15-24-4	1998-99
44	36	1	16-24-4	1998-99
45	36	1	16-25-4	1998-99
46	36	1	16-26-4	1998-99
47	38	1	17-26-4	1998-99
48	40	1	18-26-4	1998-99
49	40	1	18-27-4	1998-99
50	41	1	18-27-5	1998-99
51	41	1	18-28-5	1998-99
52	41	1	18-29-5	1998-99
53	43	1	19-29-5	1998-99
54	43	1	19-30-5	1998-99
55	43	1	19-31-5	1998-99
56	44	1	19-31-6	1998-99
57	46	1	20-31-6	1998-99
58	46	1	20-32-6	1998-99
59	48	1	21-32-6	1998-99
60	48	1	21-33-6	1998-99
61	48	1	21-34-6	1998-99
62	50	1	22-34-6	1998-99
63	50	1	22-35-6	1998-99
64	50	1	22-36-6	1998-99
65	50	1	22-37-6	1998-99
66	52	1	23-37-6	1998-99
67	54	1	24-37-6	1998-99
68	54	1	24-38-6	1998-99
69	54	1	24-39-6	1998-99
70	55	1	24-39-7	1998-99
71	57	1	25-39-7	1998-99
72	57	1	25-40-7	1998-99
73	57	1	25-41-7	1998-99
74	59	1	26-41-7	1998-99
75	59	1	26-42-7	1998-99
76	61	1	27-42-7	1998-99
77	61	1	27-43-7	1998-99
78	63	1	28-43-7	1998-99
79	63	1	28-44-7	1998-99
80	63	1	28-45-7	1998-99
81	63	1	28-46-7	1998-99
82	63	1	28-47-7	1998-99

# TEAM HISTORY & RECORDS

## ROOKIES & VETERANS, BY THE NUMBERS & ALL-TIME ATTENDANCE

### ROOKIES & VETERANS

#### YOUNGEST PREDATORS

Name	Age (Years, Days)
Scott Hartnell	18 years, 171 days
David Legwand	18 years, 243 days
Filip Forsberg	18 years, 244 days
Kevin Fiala	18 years, 245 days
Eeli Tolvanen	18 years, 333 days
Seth Jones	19 years, 0 days
Scottie Upshall	19 years, 8 days
Colin Wilson	19 years, 357 days
Martin Erat	20 years, 38 days
Colton Sissons	20 years, 84 days
Viadislav Kamenev	20 years, 147 days

#### ELDEST PREDATORS

Name	Age (Years, Days)
Matt Cullen	38 years, 174 days
Hal Gill	38 years, 21 days
Mike Fisher	37 years, 329 days
Martin Gelnas	37 years, 262 days
Stu Grimson	36 years, 206 days
Mike Ribeiro	36 years, 349 days
Steve Sullivan	36 years, 301 days
Francis Bouillon	36 years, 204 days
Cliff Ronning	36 years, 165 days
Greg de Vries	36 years, 97 days
Olli Jokinen	36 years, 65 days

Age determined at first game for youngest Predators, last game (regular season or playoffs) for the eldest.



Scott Hartnell

### PREDATORS BY THE NUMBERS

1.. Mike Dunham, Juse Saros	20.. Jamie Heward, John Namestnikov, Nathan Perrott, Oleg Petrov, Todd Warriner, Simon Gamahe, Ryan Suter, Anton Volchenkov, Miikka Salomaki	40.. Karlis Skrastins, David Gosselin, Mike Farrell, Marek Svatos, Devan Dubnyk
2.. Rob Zettler, Dan Keczer, Dan Hamhuis, Teemu Laako, Anthony Bitetto		41.. Richard Lintner, Brent Gilchrist, Simon Gamahe, Jed Ortmeyer, Taylor Beck
3.. Bill Houlder, Karlis Skrastins, Marek Zidlicky, Wade Belak, Seth Jones	21.. Tom Fitzgerald, Andreas Johansson, Peter Forsberg, Triston Grant, Zack Stortini, Simon Moser, Derek Roy, Corey Potter	42.. Joel Bouchard, Pavel Skrbek, Robert Schnabel, Andrew Hutchinson, Jerred Smithson, Mikko Lehtonen, Antti Pihlstrom, Mattias Ekholm
4.. Jay More, Mark Eaton, Vitaly Vishnevski, Ville Koistinen, Teemu Laako, Cody Franson, Ryan Ellis	22.. Greg Johnson, Jordyn Tootoo, Scott Hannan, Kevin Fiala	43.. Vitali Yachmenev
5.. Jan Vopat, Andy Delmore, Tomas Kloucek, Brad Bombardir, Greg Zanon, Blake Geoffrion, Michael Del Zotto, Barret Jackman, Adam Pardy	23.. Blair Atcheynum, Bill Houlder, Jamie Allison, Martin Gelnas, Brian McGrattan, Zach Boychuk, Trevor Smith	44.. Kimmo Timonen, Alexander Sulzer, Cody Franson
6.. Bob Boughner, Stan Neckar, Shea Weber	24.. Scott Walker, Brandon Bochenski, Ben Guite, Matt Halischuk, Eric Nystrom, Brad Hunt	45.. Jason Morgan, Magnus Hellberg
7.. Jeff Nelson, Cliff Ronning, Scottie Upshall, Greg de Vries, Jonathon Blum, Matt Cullen, Stefan Elliott, Yannick Weber	25.. Sergei Krivokrasov, Denis Arkipov, Jerred Smithson, Viktor Stalberg, Matt Carle	46.. Wyatt Smith, Andrei Kostitsyn, Kevin Henderson, Pontus Aberg
8.. Doug Friedman, Craig Millar, Stu Grimson, Kevin Klein, Petter Granberg, Kyle Turris	26.. Phil Crowe, Bubba Berenzweig, Wade Brookbank, Steve Sullivan, Matt Hendricks, Mark Arcobello, Harry Zolnierczyk	47.. Matt Henderson, Libor Pivko, Alexander Radulov, Joe Piskula
9.. Darren Turcotte, Greg Gassan, Sergei Zholtok, Paul Kariya, Marcel Goc, Filip Forsberg	27.. John Slaney, Randy Robitaille, Jukka Hentunen, Pascal Trepanier, Jason York, Patric Hornqvist, Derek Grant	48.. Jonas Andersson, Shea Weber, Cal O'Reilly, Rory Fitzpatrick, Kevin Klein, Michael Leighton, Ryan Ellis
10.. Patrick Kjellberg, Clarke Wilson, Martin Erat, Mike Santorelli, Colton Sissons	28.. Denny Lambert, Jeremy Stevenson, Cameron Mann, Tomas Kloucek, Patrick Leahy, Ryan Jones, Steve Begin, Kyle Wilson, Paul Gaustad	49.. Petr Sykora, Daniel Bang, Viadislav Kamenev
11.. Brad Legwand, Cody Hodgson, Reid Boucher, PA Parenteau, Eeli Tolvanen	29.. Tomas Vokoun, Joel Ward, Mark Van Guilder	50.. Francis Bouillon, Austin Watson
12.. Brad Smyth, Rob Valicic, Yves Sarault, Reid Simpson, Scott Nichol, Andreas Thuresson, Mike Fisher	30.. Chris Mason, Carter Hutton	51.. Alexander Sulzer, Austin Watson, Matt Irwin
13.. Jere Karalahti, Nick Spaling, Olli Jokinen, Nick Bonino	31.. Brian Finley, Mark Dekanich, Juse Saros	52.. Mike Santorelli, Chris Mueller
14.. Rich Brennan, Brett Hauer, Steve Dubinsky, Jon Sim, Oleg Petrov, Jordyn Tootoo, Ramzi Abid, Radek Bonk, Dustin Boyd, Mattias Ekholm	32.. Jeff Daniels, Cale Hulse, Mathieu Darche, Cody Franson, Teemu Laako, Frederick Gaudreau	53.. Jordan Haydar
15.. Drake Berehowsky, Petr Tenkrat, Rem Murray, Kris Beech, Josh Langfeld, Matthew Lombardi, Craig Smith	33.. Marc Moro, Vladimir Orszagh, Colin Wilson, Viktor Arvidsson	54.. Darrin Tootoo, Danny Markov, Shane O'Brien, Alex Carrier, Cody McLeod
16.. Ville Pelttonen, Marc Moro, Jere Karalahti, Denis Pederson, Timofei Shishkanov, Darcy Hordichuk, Cal O'Reilly, Rich Clune, Cody Bass	34.. Corey Hirsch, Adam Hall, Wade Flaherty, Shane Hnidy, Sheldon Brookbank	55.. Linus Klasen
17.. Patrick Cote, Scott Hartnell, Jan Hlavac, Chris Mueller, Patrick Eaves, Mike Liambas	35.. Eric Fichaud, Jan Lasak, Pekka Rinne	56.. Roman Josi
18.. Mark Mowers, Adam Hall, Mike Santorelli, Nicolas Bergfors, Brandon Yip, Michael Del Zotto, James Neal	36.. J.J. Daigneault, Niklas Andersson, Sean Haggerty, Robert Schnabel, Peter Olvecky	57.. Gabriel Bourque
19.. Andrew Brunette, Mike Watt, Martin Erat, Jim McKenzie, Brendan Witt, Jason Arnott, Bobby Butler, Calle Jarnkrok	37.. Jeremy Stevenson, Greg Zanon, Rich Peverley, Denis Grebeshkov, Pontus Aberg	58.. Linus Klasen
	38.. Alexandre Boikov, Vernon Fiddler, Dave Scatchard, Jack Hillen, Viktor Arvidsson, Ryan Hartman	59.. Roman Josi
	39.. Marian Cisar, Domenic Pittis, Dan Ellis, Anders Lindback, Marek Jarnkrok	60.. Josef Vasicek, Mike Ribeiro
		61.. Victor Bartley
		62.. Ryan Thang
		63.. Miikka Salomaki
		64.. Sebastian Bordelleau, J-P Dumont
		65.. Joonas Rask
		66.. Alexandre Carrier
		67.. Brantt Myhrnes, Nick Tarnasky, Sergei Kostitsyn, Juse Saros
		68.. Hal Gill
		69.. P.K. Subban
		70.. Mike Sillinger
		71.. Anthony Bitetto, Vernon Fiddler.
		72.. Colton Sissons
		73.. Ryan Johansen
		74.. Yanic Perreault

### Home Attendance at Bridgestone Arena (first five and last five seasons)

Season	Capacity	Games	Total Att.	% Capacity	Sellouts	High	Low	Average
1998-99	17,298	41	664,282	93.7	17	17,298	13,507	16,202
1999-00	17,113	41	680,582	97.0	20	17,113	15,107	16,600
2000-01	17,113	40*	635,784	92.9	13	17,113	13,594	15,895
2001-02	17,113	41	608,347	86.7	5	17,244	12,333	14,838
2002-03	17,113	41	542,367	77.3	5	17,113	10,123	13,228
2013-14	17,113	41	680,619	97.0	19	17,355	15,016	16,600
2014-15	17,113	41	691,028	98.5	30	17,401	15,566	16,854
2015-16	17,113	41	695,828	99.2	35	17,379	15,091	16,981
2016-17	17,113	41	703,555	100.2	41	17,355	17,113	17,160
2017-18	17,159	41	709,950	101	41	17,113	17,113	17,316

\* Nashville's game against the Pittsburgh Penguins at the Saitama Super Arena in Saitama, Japan on October 8, 2000 was considered a home game. Attendance for the game - which is not accounted for in the above table - was 13,426.

# TEAM HISTORY & RECORDS

## FRANCHISE FIRSTS

### FIRST GAME

October 10, 1998  
Florida Panthers 1, Nashville Predators 0  
Nashville Arena



**Attendance:** 17,285 (sellout)

**Coaches:** Barry Trotz (head coach), Paul Gardner (assistant coach) and Brent Peterson (assistant coach)

**Captain:** Tom Fitzgerald

### Starting Line-up

Left Wing - Andrew Brunette  
Center - Greg Johnson  
Right Wing - Sergei Krivokrasov  
Defenseman - Joel Bouchard  
Defenseman - Bob Boughner  
Goaltender - Mike Dunham

**Players Dressed:** Mike Dunham, Jay More, Bob Boughner, Darren Turcotte, Patric Kjellberg, Patrick Cote, Andrew Brunette, Jamie Heward, Tom Fitzgerald, Greg Johnson, Blair Atcheynum, Scott Walker, Sergei Krivokrasov, John Slaney, Denny Lambert, Eric Fichaud, J.J. Daigneault, Brad Smyth, Jeff Nelson, Joel Bouchard

**Did Not Dress:** Ville Peltonen, Drake Berehowsky, Greg de Vries, Jan Vopat, Sebastien Bordeleau

### FIRST WIN

10/13/98 vs. Carolina, 3-2  
(Goalie of record: Mike Dunham)

**At Home:**  
10/13/98 vs. Carolina, 3-2 (Mike Dunham)

**On Road:**  
11/6/98 at Calgary, 2-1 (Mike Dunham)

**In Overtime:**  
1/30/99 at New Jersey, 3-2 (Mike Dunham)

**In Shootout:**  
10/8/05 vs. Anaheim, 3-2 (Tomas Vokoun)

### FIRST LOSS

10/10/98 vs. Florida, 1-0 (Mike Dunham)

**At Home:**  
10/10/98 vs. Florida, 1-0 (Mike Dunham)

**On Road:**  
10/17/98 at Ottawa, 3-1 (Mike Dunham)

**In Overtime:**  
1/14/99 at Detroit, 2-1 (Tomas Vokoun)

**In Shootout:**  
11/5/05 at Los Angeles, 3-2 (Tomas Vokoun)

### FIRST TIE

10/19/98 vs. Toronto, 2-2 (Mike Dunham)

**At Home:**  
12/8/98 vs. Edmonton, 3-3 (Tomas Vokoun)

**On Road:**  
10/19/98 at Toronto, 2-2 (Mike Dunham)

### FIRST SCORELESS GAME

3/21/01 at Minnesota (Mike Dunham/Jamie McLennan)

### FIRST GOAL

Andrew Brunette (Bouchard, Johnson), 10/13/98 in 3-2 win vs. Carolina (5:12, 1st per.)

Players on ice: Brunette, Johnson, Krivokrasov, Heward, Bouchard

### FIRST GOAL AGAINST

Ray Whitney (Murphy, Kvasha), 10/10/98 in 1-0 loss vs. Florida (2:26, 3rd per.)

### FIRST TWO-GOAL GAME

Sergei Krivokrasov, 10/27/98 in 5-4 win vs. Vancouver

### FIRST HAT TRICK

Rob Valicevic (3g-0a), 11/10/99 in 4-2 win at Chicago

### FIRST CONSECUTIVE HAT TRICK

Filip Forsberg (3g-0a), 2/23/17 in 4-2 win vs. Colorado.

### FIRST FOUR-GOAL GAME

Eric Nystrom (4g-0a), 1/24/14 in 5-0 loss at Calgary

### FIRST HAT TRICK AGAINST

Joe Sakic (3g-0a), 2/19/99 in 4-4 tie vs. Colorado

### FIRST TWO-POINT GAME

Greg Johnson (2a), 10/13/98 in 3-2 win vs. Carolina

### FIRST THREE-POINT GAME

Sergei Krivokrasov (2g-1a), 10/27/98 in 5-4 win vs. Vancouver

### FIRST FOUR-POINT GAME

Sebastien Bordeleau (2g-2a) & Sergei Krivokrasov (2g-2a), 12/19/98 in 6-4 win at Vancouver

### FIRST FIVE-POINT GAME

Marek Zidlicky (5a), 2/18/04 in 7-3 win vs. San Jose

### FIRST 20-GOAL SCORER

Sergei Krivokrasov (reached 20 goals on 3/12/99 vs. Chicago)

### FIRST 30-GOAL SCORER

Steve Sullivan (reached 30 goals on 3/21/06 at Detroit)

### FIRST MULTI-SEASON 30-GOAL SCORER

Filip Forsberg (reached his second 30-goal campaign on 3/30/17)

### FIRST 60-POINT SCORER

Cliff Ronning (reached 60 points on 3/28/00 vs. NY Islanders)

### FIRST 70-POINT SCORER

Paul Kariya (reached 70 points on 3/25/06 at Los Angeles)

### FIRST 80-POINT SCORER

Paul Kariya (reached 80 points on 4/15/06 vs. Phoenix)

### FIRST GAME-WINNING GOAL

J.J. Daigneault (Heward, Johnson), 10/13/98 in 3-2 win vs. Carolina (12:18, 1st period)

### FIRST GAME-TYING GOAL

Sergei Krivokrasov (Johnson, Bouchard), 12/8/98 in 3-3 tie vs. Edmonton (14:24, 3rd per.)

### FIRST EMPTY-NET GOAL

Scott Walker (Daniels), 11/10/98 in 4-2 win at San Jose (19:48, 3rd per.)

### FIRST OVERTIME GOAL

Sebastien Bordeleau (Fitzgerald), 1/30/99 in 3-2 win at New Jersey (2:43, OT)

### FIRST GOAL BY A GOALTENDER

Chris Mason, 4/15/06 in 5-1 win vs. Phoenix (10:47, 3rd per.)

### FIRST POWER-PLAY GOAL

J.J. Daigneault (Heward, Johnson), 10/13/98 in 3-2 win vs. Carolina (12:18, 1st per.)

### FIRST POWER-PLAY GOAL AGAINST

Ray Whitney (Murphy, Kvasha), 10/10/98 in 1-0 loss vs. Florida (2:26, 3rd per.)

### FIRST SHORTHANDED GOAL

Scott Walker (unassisted), 10/24/98 in 5-4 loss at Chicago (4:31, 1st per.)

### FIRST SHORTHANDED GOAL AGAINST

Magnus Arvedson (Yashin, Redden), 10/17/98 in 3-1 loss at Ottawa (8:07, 3rd per.)

### FIRST OVERTIME SHORTHANDED GOAL

Calle Jarnkrok (Josi), 1/10/17 in 2-1 win vs. Vancouver (4:58, OT)

### FIRST MINOR PENALTY

Tom Fitzgerald (high sticking), 10/10/98 in 1-0 loss vs. Florida (4:09, 1st per.)

### FIRST MAJOR PENALTY

Patrick Cote (fighting), 10/10/98 in 1-0 loss vs. Florida (6:52, 1st per.)

### FIRST GAME MISCONDUCT

Denny Lambert, 10/21/98 in 5-2 loss at Detroit (14:47, 3rd per.)

### FIRST PENALTY SHOT

Kimmo Timonen scored on Jeff Hackett, 11/18/99 in 6-1 win vs. Montreal (9:45, 2nd per.)

### FIRST PENALTY SHOT AGAINST

Shaun Van Allen stopped by Eric Fichaud, 12/1/98 in 3-1 loss at Ottawa (15:42, 3rd per.)

### FIRST SHOT ON GOAL

Bob Boughner, 10/10/98 in 1-0 loss vs. Florida (7:10, 1st per. vs. Kirk McLean)

### FIRST 40+ SHOTS GAME

11/21/98 in 6-3 loss vs. NY Islanders, 42 shots

### FIRST 50+ SHOTS GAME

10/14/99 in 5-1 loss vs. San Jose, 52 shots

### FIRST 40+ SAVES GAME

10/21/98 in 5-2 loss at Detroit, Mike Dunham (52 saves)

### FIRST 50+ SAVES GAME

10/21/98 in 5-2 loss at Detroit, Mike Dunham (52 saves)

### FIRST SHUTOUT

Tomas Vokoun, 1/15/99 in 2-0 win vs. Phoenix (31 saves)

### FIRST SHUTOUT AGAINST

Kirk McLean, 10/10/98 in 1-0 loss vs. Florida (26 saves)

# TEAM HISTORY & RECORDS

## HAT TRICKS

### PREDATORS' HAT TRICKS

NO.	DATE	PLAYER	SCORE	GOALTENDER
1	11/10/99	Rob Valicevic	Nashville 4 at Chicago 2	Jocelyn Thibault (2), Steve Passmore
2	12/26/00	Scott Walker	Colorado 2 at Nashville 5	David Aebischer (2), Empty Net
3	12/15/01	Petr Tenkrat	Chicago 2 at Nashville 5	Steve Passmore
4	11/27/02	Andreas Johansson	San Jose 2 at Nashville 4	Evgeni Nabokov
5	11/29/03	Vladimir Orszagh	Buffalo 1 at Nashville 4	Martin Biron
6	12/22/03	Scott Walker	Phoenix 3 at Nashville 3 (OT)	Brian Boucher
7	2/18/04	Steve Sullivan	San Jose 3 at Nashville 7	Evgeni Nabokov
8	11/10/05	Steve Sullivan	Dallas 3 at Nashville 5	Marty Turco
9	2/4/06	Scott Hartnell	Chicago 0 at Nashville 6	Adam Munro (2), Craig Anderson
10	4/18/06	Paul Kariya	Detroit 3 at Nashville 6	Chris Osgood
11	12/14/06	Steve Sullivan	Ottawa 0 at Nashville 6	Ray Emery
12	1/20/07	David Legwand	Chicago 3 at Nashville 6	Nikolai Khabibulin (2), Empty Net
13	10/6/07	David Legwand	Dallas 1 at Nashville 5	Mike Smith
14	12/22/07	Jason Arnott	Los Angeles 3 at Nashville 4	Jason LaBarbera
15	3/4/08	Martin Erat	Nashville 5 at Edmonton 4	Mathieu Garon (2), Dwayne Roloson
16	2/28/09	Jason Arnott	Detroit 0 at Nashville 8	Chris Osgood
17	12/8/09	Martin Erat	Vancouver 2 at Nashville 4	Roberto Luongo
18	12/14/09	Steve Sullivan	Nashville 5 at Columbus 3	Steve Mason
19	1/18/11	J-P Dumont	Nashville 5 at Phoenix 2	Ilya Bryzgalov
20	3/20/11	Blake Geoffrion	Nashville 4 at Buffalo 3 (OT)	Ryan Miller
21	1/1/12	Sergei Kostitsyn	Calgary 3 at Nashville 5	Miikka Kiprusoff (2), Empty Net
22	1/24/14	Eric Nystrom (4g)	Nashville 4 at Calgary 5 (SO)	Karri Ramo (3), Reto Berra
23	10/23/14	James Neal	Chicago 2 at Nashville 3	Antti Raanta
24	12/15/15	Shea Weber	Nashville 4 at Detroit 5 (OT)	Petr Mrazek
25	2/23/16	Filip Forsberg	Nashville 3 at Toronto 2	James Reimer
26	2/27/16	Filip Forsberg	St. Louis 0 at Nashville 5	Jake Allen
27	3/14/16	James Neal	Nashville 3 at Edmonton 2	Laurent Brossoit
28	1/15/17	Colton Sissons	Nashville 6 at Tampa Bay 1	Andrei Vasilevskiy
29	2/11/17	Viktor Arvidsson	Florida 7 at Nashville 4	Roberto Luongo
30	2/21/17	Filip Forsberg	Calgary 6 at Nashville 5 (OT)	Brian Elliott
31	2/23/17	Filip Forsberg	Colorado 2 at Nashville 4	Jeremy Smith
32	4/7/18	Filip Forsberg	Columbus 2 at Nashville 4	Joonas Korpialo (2), Empty Net

### OPPONENTS' HAT TRICKS

NO.	DATE	PLAYER	SCORE	GOALTENDER
1	2/19/99	Joe Sakic	Colorado 4 at Nashville 4 (OT)	Mike Dunham
2	2/23/99	Mike Modano	Dallas 4 at Nashville 3	Mike Dunham
3	3/7/99	Keith Tkachuk	Nashville 3 at Phoenix 4	Mike Dunham
4	4/12/99	Luc Robitaille	Los Angeles 4 at Nashville 3	Mike Dunham
5	12/2/99	Pierre Turgeon	Nashville 1 at St. Louis 3	Mike Dunham (2), Empty Net
6	1/31/00	Radek Dvorak	Nashville 1 at NY Rangers 5	Mike Dunham
7	1/17/01	Jere Lehtinen	Nashville 3 at Dallas 4 (OT)	Tomas Vokoun
8	2/10/01	Geoff Sanderson	Nashville 2 at Columbus 3	Mike Dunham
9	1/14/02	Paul Kariya	Nashville 3 at Anaheim 5	Mike Dunham (2), Tomas Vokoun
10	1/28/02	Markus Naslund	Nashville 1 at Vancouver 5	Mike Dunham (2), Tomas Vokoun
11	11/23/02	Marian Gaborik	Nashville 2 at Minnesota 4	Mike Dunham
12	10/23/03	Ilya Kovalchuk	Nashville 2 at Atlanta 4	Tomas Vokoun (2), Empty Net
13	11/2/03	Bill Guerin	Nashville 3 at Dallas 7	Tomas Vokoun
14	12/18/03	Sheldon Souray	Nashville 4 at Montreal 5 (OT)	Tomas Vokoun
15	3/14/04	Brendan Shanahan	Nashville 2 at Detroit 3 (OT)	Tomas Vokoun
16	12/13/05	Nathan Horton	Nashville 3 at Florida 7	Brian Finley
17	12/2/06	Jeff Hamilton	Chicago 4 at Nashville 3 (OT)	Chris Mason
18	2/24/07	Tomas Holmstrom	Detroit 3 at Nashville 4 (OT)	Tomas Vokoun
19	10/11/07	Fredrik Sjostrom	Phoenix 6 at Nashville 3	Chris Mason
20	1/24/08	Radim Vrbata	Nashville 3 at Phoenix 4 (OT)	Chris Mason
21	2/9/08	Jonathan Cheechoo	Nashville 3 at San Jose 4	Chris Mason
22	10/15/08	Fabian Brunnstrom	Nashville 4 at Dallas 6	Dan Ellis
23	10/23/08	Jarome Iginla	Calgary 5 at Nashville 3	Dan Ellis
24	12/8/08	B.J. Crombeen	Nashville 3 at St. Louis 6	Pekka Rinne
25	1/21/10	Scottie Upshall	Nashville 2 at Phoenix 4	Dan Ellis
26	11/3/10	Ed Jovanovski	Nashville 3 at Phoenix 4	Pekka Rinne
27	12/22/11	Jeff Carter	Columbus 5 at Nashville 6	Pekka Rinne
28	3/20/12	Ales Hemsky	Edmonton 6 at Nashville 3	Pekka Rinne (2), Anders Lindback
29	2/27/13	Kyle Palmieri	Nashville 1 at Anaheim 5	Pekka Rinne
30	3/4/13	Jeff Carter	Nashville 1 at Los Angeles 5	Pekka Rinne
31	3/15/13	Curtis Glencross	Nashville 3 at Calgary 6	Chris Mason (2), Empty Net
32	12/15/13	Jeff Skinner	Carolina 5 at Nashville 2	Marek Mazanec (2), Empty Net
33	4/11/15	Jamie Benn	Nashville 1 at Dallas 4	Carter Hutton (2), Empty Net
34	4/9/16	Jason Spezza	Nashville 2 at Dallas 3	Carter Hutton
35	10/15/16	Richard Panik	Nashville 3 at Chicago 5	Marek Mazanec
36	11/15/16	James Van Riemsdyk	Nashville 2 at Toronto 6	Marek Mazanec
37	1/8/17	Ryan Hartman	Nashville 2 at Chicago 5	Pekka Rinne
38	10/28/17	John Tavares	NY Islanders 6 at Nashville 2	Juuse Saros
39	12/9/18	Mikael Granlund	Nashville 2 at Minnesota 4	Pekka Rinne
40	3/31/18	Sam Reinhart	Buffalo 7 at Nashville 4	Pekka Rinne (2), Juuse Saros

# TEAM HISTORY & RECORDS

## PENALTY SHOTS

### PREDATORS' PENALTY SHOTS (11 GOALS, 20 STOPS)

NO. DATE	PLAYER	GOALTENDER	SCORE	RESULT
1 11/18/99	Kimmo Timonen	Jeff Hackett	Montreal 1 at Nashville 6	GOAL
2 1/31/00	Randy Robitaille	Mike Richter	Nashville 1 at NY Rangers 5	NO GOAL
*3 12/23/00	David Legwand	Kirk McLean	Nashville 3 at NY Rangers 2 (OT)	GOAL
4 10/6/01	Vladimir Orszagh	Fred Brathwaite	St. Louis 2 at Nashville 2 (OT)	NO GOAL
5 1/23/03	Rem Murray	Mike Dunham	NY Rangers 4 at Nashville 2	NO GOAL
6 2/17/03	Adam Hall	Steve Shields	Boston 1 at Nashville 5	NO GOAL
7 11/5/05	David Legwand	Jason LaBarbera	Nashville 2 at Los Angeles 3 (SO)	NO GOAL
8 11/10/05	Steve Sullivan	Marty Turco	Dallas 3 at Nashville 5	NO GOAL
9 11/24/05	Paul Kariya	Jason LaBarbera	Los Angeles 3 at Nashville 4	NO GOAL
10 12/7/05	Steve Sullivan	Olaf Kolzig	Nashville 5 at Washington 2	NO GOAL
11 12/23/05	Steve Sullivan	Marc Denis	Nashville 5 at Columbus 4	NO GOAL
12 1/8/06	Steve Sullivan	Craig Anderson	Nashville 5 at Chicago 1	GOAL
13 3/21/06	Scott Hartnell	Manny Legace	Nashville 3 at Detroit 2 (SO)	NO GOAL
*14 11/16/06	Paul Kariya	Niklas Backstrom	Minnesota 7 at Nashville 6 (SO)	NO GOAL
15 12/23/06	Paul Kariya	Dan Cloutier	Los Angeles 0 at Nashville 7	NO GOAL
16 12/23/06	David Legwand	Dan Cloutier	Los Angeles 0 at Nashville 7	GOAL
17 2/19/07	J-P Dumont	Curtis Joseph	Phoenix 1 at Nashville 4	GOAL
18 2/28/07	Martin Erat	Evgeni Nabokov	Nashville 4 at San Jose 3 (SO)	NO GOAL
19 12/31/07	Scott Nichol	Marty Turco	Nashville 1 at Dallas 0	NO GOAL
20 2/27/08	Scott Nichol	Ryan Miller	Nashville 4 at Buffalo 8	NO GOAL
21 11/6/08	Vernon Fiddler	Miikka Kiprusoff	Nashville 6 at Calgary 7	GOAL
22 10/15/11	Sergei Kostitsyn	Johan Hedberg	New Jersey 3 at Nashville 2 (SO)	NO GOAL
23 11/9/11	Martin Erat	Jonas Hiller	Nashville 4 at Anaheim 2	GOAL
24 3/12/13	Rich Clune	Kari Lehtonen	Nashville 4 at Dallas 0	GOAL
25 4/14/13	Bobby Butler	Jimmy Howard	Detroit 0 at Nashville 3	NO GOAL
26 10/18/13	Eric Nystrom	Josh Harding	Minnesota 2 at Nashville 3	GOAL
27 1/11/14	Viktor Stalberg	Craig Anderson	Ottawa 2 at Nashville 1 (SO)	NO GOAL
28 12/15/15	Cody Hodgson	Karri Ramo	Calgary 2 at Nashville 1 (OT)	GOAL
29 2/12/17	Craig Smith	Kari Lehtonen	Dallas 3 at Nashville 5	NO GOAL
*30 2/13/18	Filip Forsberg	Carter Hutton	St. Louis 3 at Nashville 4 (OT)	GOAL
31 2/22/18	Colton Sissons	Aaron Dell	San Jose 1 at Nashville 7	NO GOAL

### OPPONENTS' PENALTY SHOTS (15 GOALS, 22 STOPS)

NO. DATE	PLAYER	GOALTENDER	SCORE	RESULT
1 12/1/98	Shaun Van Allen	Eric Fichaud	Ottawa 3 at Nashville 1	NO GOAL
2 12/19/98	Markus Naslund	Mike Dunham	Nashville 6 at Vancouver 4	GOAL
3 2/29/00	John Madden	Mike Dunham	New Jersey 2 at Nashville 1	NO GOAL
4 3/17/00	Jeremy Roenick	Tomas Vokoun	Nashville 4 at Phoenix 3 (OT)	GOAL
5 12/20/00	Gary Roberts	Mike Dunham	Nashville 3 at Toronto 1	NO GOAL
6 3/19/01	David Vyborny	Tomas Vokoun	Nashville 2 at Columbus 1	GOAL
7 3/22/01	Alexei Zhamnov	Tomas Vokoun	Nashville 2 at Chicago 1 (OT)	NO GOAL
8 4/9/02	Keith Tkachuk	Jan Lasak	Nashville 2 at St. Louis 3	NO GOAL
*9 10/15/02	Brad Isbister	Tomas Vokoun	Nashville 3 at NY Islanders 4 (OT)	NO GOAL
10 10/19/02	Pavel Bure	Tomas Vokoun	Nashville 2 at NY Rangers 2 (OT)	GOAL
11 10/30/02	Cory Stillman	Mike Dunham	Nashville 0 at St. Louis 7	NO GOAL
12 2/23/03	Robert Reichel	Tomas Vokoun	Nashville 5 at Toronto 2	NO GOAL
13 3/29/03	Dany Heatley	Tomas Vokoun	Atlanta 3 at Nashville 2	NO GOAL
14 4/1/03	Steve Thomas	Tomas Vokoun	Anaheim 2 at Nashville 1 (OT)	GOAL
15 12/13/03	Vaclav Nedorost	Tomas Vokoun	Florida 2 at Nashville 2 (OT)	NO GOAL
16 12/17/05	David Vyborny	Tomas Vokoun	Columbus 3 at Nashville 7	GOAL
17 12/30/05	Ryan Smyth	Tomas Vokoun	Nashville 2 at Edmonton 4	GOAL
*18 1/13/06	Frantisek Kaberle	Tomas Vokoun	Nashville 4 at Carolina 5 (OT)	GOAL
19 1/21/06	Trevor Letowski	Tomas Vokoun	Columbus 2 at Nashville 7	NO GOAL
20 11/22/06	Mike Modano	Tomas Vokoun	Nashville 0 at Dallas 1	NO GOAL
21 2/17/07	Pierre-Marc Bouchard	Tomas Vokoun	Minnesota 1 at Nashville 4	GOAL
22 10/27/07	Josef Stumpel	Dan Ellis	Florida 3 at Nashville 4	GOAL
23 12/10/07	Valtteri Filppula	Dan Ellis	Detroit 2 at Nashville 1	GOAL
24 1/3/08	Kyle Brodziak	Dan Ellis	Edmonton 2 at Nashville 5	NO GOAL
25 2/10/08	Keith Yandle	Dan Ellis	Nashville 6 at Phoenix 3	NO GOAL
26 2/19/11	Shane Doan	Pekka Rinne	Phoenix 3 at Nashville 2	NO GOAL
27 3/6/11	Jarome Iginla	Pekka Rinne	Nashville 2 at Calgary 3	GOAL
28 1/5/12	Steve Ott	Pekka Rinne	Dallas 4 at Nashville 1	NO GOAL
29 1/24/13	Patrik Berglund	Pekka Rinne	Nashville 0 at St. Louis 3	GOAL
30 3/14/13	Henrik Sedin	Chris Mason	Nashville 4 at Vancouver 7	GOAL
31 10/10/13	Carl Gunnarsson	Pekka Rinne	Toronto 4 at Nashville 0	NO GOAL
32 12/27/13	Antoine Roussel	Carter Hutton	Nashville 1 at Dallas 4	NO GOAL
33 3/6/14	Alex Steen	Pekka Rinne	St. Louis 2 at Nashville 1	NO GOAL
34 11/27/14	Jordan Eberle	Pekka Rinne	Edmonton 0 at Nashville 1 (OT)	NO GOAL
*35 4/4/15	Cody Eakin	Pekka Rinne	Dallas 4 at Nashville 3 (OT)	GOAL
36 1/9/16	Anthony Duclair	Carter Hutton	Nashville 0 at Arizona 4	NO GOAL
37 12/10/16	Shane Doan	Pekka Rinne	Nashville 1 at Arizona 4	NO GOAL

\*Penalty shots occurred in overtime. Legwand's goal (12/23/00) at 3:17 of overtime was the first overtime penalty shot goal in NHL history.

# TEAM HISTORY & RECORDS

## SHUTOUTS

NO.	DATE	GOALTENDER	SAVES	SCORE
1	1/15/99	Tomas Vokoun	31	Phoenix 0 at Nashville 2
2	3/24/99	Mike Dunham	27	Nashville 3 at Tampa Bay 0
3	12/30/99	Tomas Vokoun	25	Atlanta 0 at Nashville 6
4	11/30/00	Tomas Vokoun	22	Nashville 3 at Chicago 0
5	1/19/01	Mike Dunham	35	Boston 0 at Nashville 1 (OT)
6	1/31/01	Mike Dunham	26	Nashville 3 at Anaheim 0
7	3/10/01	Tomas Vokoun	17	Nashville 3 at San Jose 0
8	3/21/01	Mike Dunham	23	Nashville 0 at Minnesota 0 (OT)
9	4/5/01	Mike Dunham	33	Calgary 0 at Nashville 4
10	10/11/01	Mike Dunham	26	Calgary 0 at Nashville 1
11	11/23/01	Tomas Vokoun	27	Pittsburgh 0 at Nashville 5
12	2/9/02	Tomas Vokoun	25	Nashville 1 at Columbus 0 (OT)
13	2/12/02	Mike Dunham	21	Florida 0 at Nashville 1
14	3/5/02	Mike Dunham	26	Nashville 2 at San Jose 0
15	2/13/03	Tomas Vokoun	36	NY Islanders 0 at Nashville 2
16	2/25/03	Tomas Vokoun	19	Columbus 0 at Nashville 5
17	2/27/03	Tomas Vokoun	22	Pittsburgh 0 at Nashville 6
18	12/20/03	Tomas Vokoun	21	Detroit 0 at Nashville 1
19	1/13/04	Chris Mason	33	Los Angeles 0 at Nashville 0 (OT)
20	1/19/04	Tomas Vokoun	26	Minnesota 0 at Nashville 2
21	2/26/04	Tomas Vokoun	27	Minnesota 0 at Nashville 4
22	11/23/05	Tomas Vokoun	31	Calgary 0 at Nashville 2
23	2/4/06	Tomas Vokoun	40	Chicago 0 at Nashville 6
24	3/14/06	Tomas Vokoun	31	Vancouver 0 at Nashville 5
25	3/16/06	Tomas Vokoun	24	Phoenix 0 at Nashville 2
26	4/6/06	Chris Mason	18	Nashville 3 at St. Louis 0
27	4/11/06	Chris Mason	27	Nashville 2 at St. Louis 0
28	10/18/06	Chris Mason	38	Nashville 3 at NY Rangers 0
29	11/11/06	Chris Mason	42	Colorado 0 at Nashville 1
30	11/23/06	Chris Mason (39-58, 21)/ Chris Mason (20:00, 13)	34	Vancouver 0 at Nashville 6
31	12/14/06	Chris Mason	22	Ottawa 0 at Nashville 6
32	12/23/06	Chris Mason	34	Los Angeles 0 at Nashville 7
33	12/30/06	Chris Mason	38	Boston 0 at Nashville 5
34	1/12/07	Tomas Vokoun	22	Columbus 0 at Nashville 2
35	1/18/07	Chris Mason	33	Columbus 0 at Nashville 4
36	2/3/07	Tomas Vokoun	36	Anaheim 0 at Nashville 3
37	2/14/07	Tomas Vokoun	22	San Jose 0 at Nashville 5
38	3/24/07	Tomas Vokoun	26	Nashville 4 at Edmonton 0
39	10/4/07	Chris Mason	35	Colorado 0 at Nashville 4
40	10/25/07	Dan Ellis	20	Atlanta 0 at Nashville 3
41	11/1/07	Dan Ellis	29	Nashville 3 at Vancouver 0
42	12/31/07	Dan Ellis	22	Nashville 1 at Dallas 0
43	1/8/08	Chris Mason	28	Nashville 7 at Los Angeles 0
44	1/15/08	Chris Mason	22	Nashville 3 at Calgary 0
45	1/22/08	Dan Ellis	38	Nashville 4 at Colorado 0
46	2/5/08	Chris Mason	34	Carolina 0 at Nashville 1
47	3/25/08	Dan Ellis	36	Columbus 0 at Nashville 1
48	3/28/08	Dan Ellis	43	Nashville 2 at Columbus 0
49	11/25/08	Dan Ellis	17	St. Louis 1 at Nashville 0 (SO)
50	12/1/08	Pekka Rinne	30	Nashville 2 at Buffalo 0
51	12/6/08	Pekka Rinne	32	Minnesota 0 at Nashville 1
52	12/13/08	Dan Ellis	27	Dallas 0 at Nashville 3
53	12/20/08	Pekka Rinne	23	NY Islanders 0 at Nashville 1
54	1/13/09	Pekka Rinne	17	Nashville 2 at Toronto 0
55	2/6/09	Dan Ellis	22	Nashville 2 at Minnesota 0
56	2/21/09	Pekka Rinne	30	Nashville 1 at St. Louis 0 (OT)
57	2/28/09	Pekka Rinne	30	Detroit 0 at Nashville 8
58	3/14/09	Pekka Rinne	18	Nashville 2 at Phoenix 0
59	10/29/09	Pekka Rinne	22	Chicago 0 at Nashville 2
60	11/14/09	Pekka Rinne	20	Montreal 0 at Nashville 2
61	1/15/10	Dan Ellis	22	Nashville 1 at Calgary 0
62	2/2/10	Pekka Rinne	26	Phoenix 1 at Nashville 0 (SO)
63	3/12/10	Pekka Rinne	31	Nashville 1 at Anaheim 0
64	3/18/10	Pekka Rinne	17	Minnesota 0 at Nashville 5
65	3/20/10	Pekka Rinne	33	Columbus 0 at Nashville 1
66	3/27/10	Pekka Rinne	38	Detroit 1 at Nashville 0 (SO)
67	10/23/10	Pekka Rinne	30	Nashville 1 at Dallas 0
68	11/18/10	Pekka Rinne	30	Nashville 3 at Montreal 0
69	11/30/10	Pekka Rinne	33	Phoenix 0 at Nashville 3
70	12/11/10	Anders Lindback	22	Florida 0 at Nashville 3
71	12/13/10	Anders Lindback	27	NY Islanders 0 at Nashville 3
72	2/5/11	Pekka Rinne	35	Detroit 0 at Nashville 3
73	3/3/11	Pekka Rinne	29	Nashville 3 at Vancouver 0
74	3/10/11	Pekka Rinne	19	Minnesota 0 at Nashville 4
75	10/22/11	Pekka Rinne	33	Nashville 2 at Calgary 0
76	10/29/11	Pekka Rinne	20	Anaheim 0 at Nashville 3
77	11/3/11	Pekka Rinne	35	Nashville 3 at Phoenix 0
78	1/19/12	Pekka Rinne	38	Nashville 3 at Columbus 0
				Dallas 0 at Nashville 2

NO.	DATE	GOALTENDER	SAVES	SCORE
80	2/7/13	Pekka Rinne	32	Los Angeles 0 at Nashville 3
81	2/12/13	Pekka Rinne	12	San Jose 0 at Nashville 1 (OT)
82	2/14/13	Pekka Rinne	19	Phoenix 0 at Nashville 3
83	3/8/13	Pekka Rinne	24	Edmonton 0 at Nashville 6
84	3/12/13	Pekka Rinne	32	Nashville 4 at Dallas 0
85	11/19/13	Marek Mazanec	27	Nashville 2 at Detroit 0
86	11/27/13	Marek Mazanec	19	Nashville 4 at Columbus 0
87	3/23/14	Pekka Rinne	29	Nashville 2 at Columbus 0
88	4/5/14	Carter Hutton	35	Nashville 3 at San Jose 0
89	4/10/14	Pekka Rinne	29	Phoenix 0 at Nashville 2
90	10/17/14	Pekka Rinne	31	Nashville 2 at Winnipeg 0
91	11/27/14	Pekka Rinne	37	Edmonton 0 at Nashville 1 (OT)
92	12/19/14	Pekka Rinne	26	Nashville 3 at Colorado 0
93	2/1/15	Carter Hutton	21	Nashville 4 at Pittsburgh 0
94	3/21/15	Pekka Rinne	24	Buffalo 0 at Nashville 3
95	10/10/15	Pekka Rinne	31	Edmonton 0 at Nashville 7
96	11/14/15	Pekka Rinne	20	Winnipeg 0 at Nashville 1
97	1/16/16	Carter Hutton	29	Minnesota 0 at Nashville 3
98	2/13/16	Carter Hutton	22	Nashville 5 at Florida 0
99	2/18/16	Pekka Rinne	29	Boston 0 at Nashville 2
100	2/27/16	Pekka Rinne	28	St. Louis 0 at Nashville 5
101	11/12/16	Pekka Rinne	27	Anaheim 0 at Nashville 5
102	12/30/16	Juuse Saros	25	Nashville 4 at St. Louis 0
103	2/2/17	Pekka Rinne	31	Edmonton 0 at Nashville 2
104	4/1/17	Pekka Rinne	31	Minnesota 0 at Nashville 3
105	10/19/17	Pekka Rinne	28	Nashville 1 at Philadelphia 0
106	11/24/17	Pekka Rinne	34	Nashville 2 at Philadelphia 0
107	12/14/17	Juuse Saros	46	Nashville 4 at Edmonton 0
108	12/16/17	Pekka Rinne	32	Nashville 2 at Calgary 0
109	12/30/17	Juuse Saros	29	Minnesota 0 at Nashville 3
110	1/16/18	Juuse Saros	43	Vegas 0 at Nashville 1
111	1/25/18	Pekka Rinne	27	Nashville 3 at New Jersey 0
112	2/1/18	Pekka Rinne	19	Los Angeles 0 at Nashville 5
113	2/25/18	Pekka Rinne	27	St. Louis 0 at Nashville 4
114	3/6/18	Pekka Rinne	26	Dallas 0 at Nashville 2
115	3/19/18	Pekka Rinne	35	Nashville 4 at Buffalo 0

# TEAM HISTORY & RECORDS

## SHUTOUTS AGAINST

NO.	DATE	GOALTENDER	SAVES	SCORE
1	10/10/98	Kirk McLean	26	Florida 1 at Nashville 0
2	11/24/98	Jamie McLennan	19	Nashville 0 at St. Louis 4
3	12/28/98	Ed Belfour	14	Nashville 0 at Dallas 1
4	1/11/99	John Vanbiesbrouck	24	Nashville 0 at Philadelphia 8
5	3/28/99	Roman Turek	21	Dallas 3 at Nashville 0
6	10/2/99	Stephane Fiset	27	Los Angeles 2 at Nashville 0
7	11/26/99	Craig Billington	19	Nashville 0 at Washington 1
8	2/16/00	Manny Fernandez	18	Nashville 0 at Dallas 3
9	3/5/00	Guy Hebert	33	Nashville 0 at Anaheim 1
10	3/21/00	Brian Boucher	27	Philadelphia 2 at Nashville 0
11	11/5/00	Milan Hnilicka	37	Nashville 0 at Atlanta 1
12	11/22/00	Ed Belfour	24	Dallas 1 at Nashville 0
13	11/24/00	Roman Turek	28	St. Louis 4 at Nashville 0
14	12/6/00	Tommy Salo	18	Nashville 0 at Edmonton 4
15	12/7/00	Mike Vernon	15	Nashville 0 at Calgary 3
16	12/16/00	Jocelyn Thibault	24	Chicago 3 at Nashville 0
17	1/6/01	Martin Biron	29	Buffalo 2 at Nashville 0
18	2/16/01	Evgeni Nabokov	19	San Jose 2 at Nashville 0
19	3/11/01	Jean-Sebastien Giguere	31	Nashville 0 at Anaheim 1 (OT)
20	3/21/01	Jamie McLennan	27	Nashville 0 at Minnesota 0 (OT)
21	3/24/01	Patrick Lalime	20	Ottawa 4 at Nashville 0
22	4/7/01	Roman Turek	19	Nashville 0 at St. Louis 1
23	10/27/01	Manny Legace (34:18, 15)/ Dominik Hasek (25:42, 4)	19	Detroit 1 at Nashville 0
24	11/2/01	Ed Belfour	16	Nashville 0 at Dallas 3
25	11/29/01	Sean Burke	27	Nashville 0 at Phoenix 1
26	12/26/01	Kevin Weekes	31	Tampa Bay 1 at Nashville 0
27	1/15/02	Felix Potvin	24	Nashville 0 at Los Angeles 2
28	1/21/02	Robert Esche	19	Phoenix 1 at Nashville 0
29	3/12/02	Dan Cloutier	23	Vancouver 5 at Nashville 0
30	10/30/02	Fred Brathwaite	19	Nashville 0 at St. Louis 7
31	12/8/02	Jean-Sebastien Giguere	20	Nashville 0 at Anaheim 3
32	12/10/02	Felix Potvin	19	Los Angeles 3 at Nashville 0
33	12/17/02	Roman Turek	23	Calgary 3 at Nashville 0
34	1/12/03	Jocelyn Thibault	17	Nashville 0 at Chicago 2
35	2/22/03	Patrick Lalime	18	Nashville 0 at Ottawa 4
36	3/15/03	Chris Osgood	35	St. Louis 1 at Nashville 0
37	3/31/03	Curtis Joseph	27	Nashville 0 at Detroit 3
38	4/4/03	Sean Burke	24	Nashville 0 at Phoenix 1
39	4/6/03	Marty Turco	21	Nashville 0 at Dallas 2
40	10/28/03	Brent Johnson	26	Nashville 0 at St. Louis 1
41	11/9/03	Roman Cechmanek	30	Nashville 0 at Los Angeles 3
42	1/5/04	Curtis Joseph	26	Nashville 0 at Detroit 6
43	1/13/04	Roman Cechmanek	29	Los Angeles 0 at Nashville 0 (OT)
44	1/22/04	Roman Turek	23	Nashville 0 at Calgary 4
45	2/23/04	Cristobal Huet	21	Nashville 0 at Los Angeles 3
46	1/3/06	David Aebischer	32	Nashville 0 at Colorado 3
47	2/18/06	Manny Legace	20	Nashville 0 at Detroit 6
48	3/1/06	Craig Anderson	20	Nashville 0 at Chicago 3
49	11/10/06	Dominik Hasek	21	Nashville 0 at Detroit 3
50	11/22/06	Mike Smith	17	Nashville 0 at Dallas 1
51	12/6/06	Jean-Sebastien Giguere	21	Nashville 0 at Anaheim 4
52	2/16/07	Manny Legace	19	Nashville 0 at St. Louis 1
53	3/21/07	Roberto Luongo	20	Nashville 0 at Vancouver 2
54	10/20/07	Evgeni Nabokov	22	Nashville 0 at San Jose 3
55	10/23/07	Jason Labarbera	17	Nashville 0 at Los Angeles 6
56	3/30/08	Dominik Hasek	22	Nashville 0 at Detroit 1 (OT)

NO.	DATE	GOALTENDER	SAVES	SCORE
57	11/4/08	Roberto Luongo	24	Nashville 0 at Vancouver 4
58	11/8/08	Peter Budaj	26	Nashville 0 at Colorado 1
59	11/25/08	Chris Mason	47	St. Louis 1 at Nashville 0 (SO)
60	12/23/08	Tomas Yokoun	27	Nashville 0 at Florida 3
61	2/16/09	Alex Auld	24	Ottawa 2 at Nashville 0
62	10/10/09	Ryan Miller	25	Buffalo 1 at Nashville 0
63	10/14/09	Marty Turco	29	Nashville 0 at Dallas 6
64	10/24/09	Cristobal Huet	27	Nashville 0 at Chicago 2
65	11/5/09	Jonas Hiller	40	Nashville 0 at Anaheim 4
66	11/30/09	Miikka Kiprusoff	22	Calgary 4 at Nashville 0
67	2/2/10	Ilya Bryzgalov	25	Phoenix 1 at Nashville 0 (SO)
68	3/27/10	Jimmy Howard	33	Detroit 1 at Nashville 0 (SO)
69	3/30/10	Jonathan Bernier	34	Los Angeles 2 at Nashville 0
70	10/19/10	Miikka Kiprusoff	34	Calgary 1 at Nashville 0 (OT)
71	10/28/10	Jaroslav Halak	24	St. Louis 3 at Nashville 0
72	11/22/10	Steve Mason	27	Nashville 0 at Columbus 2
73	12/26/10	Jaroslav Halak	32	Nashville 0 at St. Louis 2
74	2/7/11	Devan Dubnyk	37	Edmonton 4 at Nashville 0
75	2/22/11	Steve Mason	20	Nashville 0 at Columbus 4
76	2/24/11	Corey Crawford	25	Chicago 3 at Nashville 0
77	4/9/11	Jaroslav Halak	24	St. Louis 2 at Nashville 0
78	11/29/11	Miikka Kiprusoff	26	Nashville 0 at Calgary 1
79	1/17/12	Henrik Lundqvist	27	Nashville 0 at NY Rangers 3
80	3/27/12	Brian Elliott	24	Nashville 0 at St. Louis 3
81	1/24/13	Jaroslav Halak	13	Nashville 0 at St. Louis 3
82	1/28/13	Chad Johnson	21	Nashville 0 at Phoenix 4
83	2/10/13	Corey Crawford	17	Chicago 3 at Nashville 0
84	2/22/13	Roberto Luongo	23	Vancouver 1 at Nashville 0
85	2/23/13	Jimmy Howard	33	Nashville 0 at Detroit 4
86	3/30/13	Semyon Varlamov	34	Nashville 0 at Colorado 1 (OT)
87	4/6/13	Ray Emery	20	Chicago 1 at Nashville 0
88	4/9/13	Brian Elliott	15	St. Louis 1 at Nashville 0
89	10/10/13	Jonathan Bernier	36	Toronto 4 at Nashville 0
90	10/22/13	Josh Harding	16	Nashville 0 at Minnesota 2
91	11/8/13	Ondrej Pavelec	41	Nashville 0 at Winnipeg 5
92	11/10/13	Martin Brodeur	15	Nashville 0 at New Jersey 5
93	11/23/13	Cam Talbot	17	NY Rangers 2 at Nashville 0
94	11/28/13	Ilya Bryzgalov	33	Edmonton 3 at Nashville 0
95	1/12/14	Darcy Kuemper	23	Minnesota 4 at Nashville 0
96	3/8/14	Sergei Bobrovsky	28	Columbus 1 at Nashville 0
97	3/19/14	Eddie Lack	30	Nashville 0 at Vancouver 2
98	10/25/14	Marc-Andre Fleury	25	Pittsburgh 3 at Nashville 0
99	12/13/14	Antti Niemi	29	Nashville 0 at San Jose 2
100	1/30/15	Semyon Varlamov	23	Nashville 0 at Colorado 3
101	3/12/15	Antti Niemi	35	Nashville 0 at San Jose 2
102	11/7/15	Jake Allen	45	St. Louis 4 at Nashville 0
103	11/20/15	Sergei Bobrovsky	39	Nashville 0 at Columbus 4
104	11/21/15	Devan Dubnyk	23	Nashville 0 at Minnesota 4
105	11/23/15	Henrik Lundqvist	31	Nashville 0 at NY Rangers 3
106	1/9/16	Louis Domingue	26	Nashville 0 at Arizona 4
107	2/2/16	Brian Elliott	16	St. Louis 1 at Nashville 0
108	11/27/16	Connor Hellebuyck	42	Nashville 0 at Winnipeg 3
109	12/22/16	Peter Budaj	28	Los Angeles 4 at Nashville 0
110	1/17/17	Ryan Miller	30	Nashville 0 at Vancouver 1
111	2/4/17	Petr Mrazek	42	Detroit 1 at Nashville 0
112	10/17/17	Matt Murray	26	Nashville 0 at Pittsburgh 4
113	1/2/18	Marc-Andre Fleury	29	Nashville 0 at Vegas 3



# TEAM HISTORY & RECORDS

## OVERTIME HISTORY

YEAR	HOME					ROAD					OVERALL				
	GP	W	L	T	PCT	GP	W	L	T	PCT	GP	W	L	T	PCT
1998-99	5	0	1	4	.400	5	1	1	3	.500	10	1	2	7	.450
1999-00	5	0	2	3	.300	13	4	5	4	.462	18	4	7	7	.416
2000-01	9	2	0	7	.611	8	3	3	2	.500	17	5	3	9	.558
2001-02	10	2	0	8	.600	8	3	0	5	.688	18	5	0	13	.638
2002-03	9	3	1	5	.611	16	2	6	8	.375	25	5	7	13	.460
2003-04	12	3	2	7	.542	10	4	2	4	.600	22	7	4	11	.568
2005-06	6	5	1	-	.833	11	4	7	-	.364	17	9	8	-	.529
2006-07	9	4	5	-	.444	8	5	3	-	.625	17	9	8	-	.529
2007-08	9	5	4	-	.556	8	3	5	-	.375	17	8	9	-	.471
2008-09	10	6	4	-	.600	10	6	4	-	.600	20	12	8	-	.600
2009-10	10	7	3	-	.700	10	7	3	-	.700	20	14	6	-	.700
2010-11	11	3	8	-	.272	8	5	3	-	.625	19	8	11	-	.421
2011-12	9	4	5	-	.444	7	4	3	-	.571	16	8	8	-	.500
2012-13	7	3	4	-	.429	7	2	5	-	.286	14	5	9	-	.357
2013-14	8	3	5	-	.375	9	2	7	-	.222	17	5	12	-	.294
2014-15	13	9	4	-	.692	11	5	6	-	.455	24	14	10	-	.583
2015-16	10	3	7	-	.300	10	3	7	-	.300	20	6	14	-	.300
2016-17	10	2	8	-	.200	8	4	4	-	.500	18	6	12	-	.333
2017-18	4	1	3	-	.250	9	5	4	-	.555	13	5	8	-	.333
<b>TOTAL</b>	<b>166</b>	<b>65</b>	<b>67</b>	<b>34</b>	<b>.492</b>	<b>176</b>	<b>72</b>	<b>78</b>	<b>26</b>	<b>.475</b>	<b>342</b>	<b>136</b>	<b>146</b>	<b>60</b>	<b>.482</b>

YEAR	HOME					ROAD					OVERALL				
	GP	OTW	SOW	OTL	SOL	GP	OTW	SOW	OTL	SOL	GP	OTW	SOW	OTL	SOL
2005-06	6	1	4	0	1	11	2	2	5	2	17	3	6	5	3
2006-07	9	2	2	2	3	8	1	4	1	2	17	3	6	3	5
2007-08	9	3	2	1	3	8	2	1	3	2	17	5	3	4	5
2008-09	10	2	4	2	2	10	4	2	1	3	20	6	6	3	5
2009-10	10	1	6	1	2	10	5	2	1	2	20	6	8	2	4
2010-11	11	1	2	5	3	8	1	4	2	1	19	2	6	7	4
2011-12	9	1	3	2	3	7	2	2	1	2	16	3	5	3	5
2012-13	7	3	0	0	4	7	0	2	3	2	14	3	2	3	6
2013-14	8	2	1	1	4	9	1	1	2	5	17	3	2	3	9
2014-15	13	5	4	2	2	11	3	2	2	4	24	8	6	4	6
2015-16	10	1	2	5	2	10	1	2	7	0	20	2	4	12	2
2016-17	10	2	0	6	2	8	2	2	2	2	18	4	2	8	4
2017-18	4	1	-	-	-	-	-	-	-	-	13	5	-	-	-
<b>TOTAL</b>	<b>112</b>	<b>24</b>	<b>30</b>	<b>27</b>	<b>31</b>	<b>107</b>	<b>24</b>	<b>26</b>	<b>30</b>	<b>27</b>	<b>219</b>	<b>48</b>	<b>56</b>	<b>57</b>	<b>58</b>

### TEAM RECORD VS. NHL

	GP	W	L	T	PCT
Anaheim	16	5	9	2	.375
Arizona	18	11	5	2	.667
Boston	7	4	2	1	.643
Buffalo	6	3	2	1	.583
Calgary	17	4	9	4	.353
Carolina	6	4	1	1	.750
Chicago	21	9	8	4	.524
Colorado	15	6	4	5	.567
Columbus	17	10	6	1	.618
Dallas	9	4	4	1	.500
Detroit	21	8	9	4	.476
Edmonton	11	5	3	3	.591
Florida	9	5	1	3	.722
Los Angeles	17	7	7	3	.500
Minnesota	17	4	8	5	.382
Montreal	12	4	7	1	.375
New Jersey	9	5	4	0	.556
NY Islanders	5	2	3	0	.400
NY Rangers	4	2	1	1	.625
Ottawa	5	4	1	0	.800
Philadelphia	10	4	3	3	.550
Pittsburgh	6	1	3	2	.333
St. Louis	29	13	12	4	.517
San Jose	15	6	7	2	.467
Tampa Bay	7	3	2	2	.571
Toronto	4	2	1	1	.625
Vancouver	12	2	8	2	.250
Vegas	1	1	0	0	1.000
Washington Capitals	5	1	-	-	.214
Winnipeg	9	4	4	1	.500

### NASHVILLE GOALTENDER RECORDS

	GP	W	L	T	PCT
Dubnyk	1	0	1	0	.000
Dunham	44	11	9	24	.523
Ellis	20	12	8	0	.600
Hutton	19	7	12	0	.368
Lindback	5	3	2	0	.600
Mason	25	12	12	1	.500
Mazanec	4	0	4	0	.000
Rinne	125	66	66	0	.528
Saros	11	2	9	0	.182
Vokoun	86	26	25	35	.506

# TEAM HISTORY & RECORDS

## OVERTIME HISTORY

### OPPOSING GOALTENDER RECORDS (vs. NSH)

GOALIE	GP	W	L	T	PCT	GOALIE	GP	W	L	T	PCT
Aebischer	2	0	2	0	.000	Lack	2	1	1	0	.500
Allen	1	1	0	0	1.000	Lalime	2	1	1	0	.500
Andersen	2	2	0	0	1.000	Leclaire	1	0	1	0	.000
Anderson	5	2	3	0	.400	Legace	8	0	7	1	.063
Aubin	1	0	0	1	.500	Lehner	3	1	2	0	.333
Auld	1	0	1	0	.000	Lehtonen	3	1	2	0	.333
Backstrom	7	4	3	0	.571	LeNeveu	1	0	1	0	.000
Belfour	1	1	0	0	1.000	Lundqvist	2	2	0	0	1.000
Bernier	1	1	0	0	1.000	Luongo	9	3	3	3	.500
Berra	1	1	0	0	1.000	Maracle	1	0	1	0	.000
Billington	1	0	0	1	.500	Markkanen	2	0	2	0	.000
Biron	2	1	0	1	.750	Markstrom	1	0	1	0	.000
Bishop	3	2	1	0	.667	C. Mason	4	2	2	0	.500
Bobrovsky	1	1	0	0	1.000	S. Mason	8	3	5	0	.375
Boucher	4	1	2	1	.375	McLean	1	0	1	0	.000
Brathwaite	3	1	0	2	.667	McLennan	2	0	0	2	.500
Brodeur	4	2	2	0	.500	R. Miller	4	0	4	0	.000
Bryzgalov	5	2	3	0	.400	Mrazek	1	0	1	0	.000
Budaj	2	2	0	0	1.000	Munro	1	0	0	1	.500
Burke	3	0	2	1	.167	Nabokov	5	1	2	2	.400
Cechmanek	4	0	1	3	.375	Neuvirth	3	2	1	0	.667
Clemmensen	2	0	2	0	.000	Niemi	8	4	4	0	.500
Cloutier	2	1	0	1	.750	Niittymaki	1	0	1	0	.000
Condon	1	0	1	0	.000	Nilstorp	1	0	1	0	.000
Conklin	3	1	2	0	.333	Norrena	1	0	1	0	.000
Crawford	6	5	1	0	.833	Ortio	1	1	0	0	1.000
Darling	1	1	0	0	1.000	Osgood	10	6	2	2	.700
Dafoe	2	0	1	1	.250	Passmore	2	0	0	2	.500
Denis	4	1	1	2	.500	Pavelec	2	1	1	0	.500
Domingue	3	2	1	0	.667	Pelletier	1	0	1	0	.000
Dubnyk	5	2	3	0	.400	Potvin	3	1	0	2	.667
Dunham	1	0	1	0	.000	Price	5	3	2	0	.600
Elliott	4	4	0	0	1.000	Prusek	1	1	0	0	1.000
Enroth	1	1	0	0	1.000	Quick	5	3	2	0	.600
Fasth	3	2	1	0	.667	Raanta	2	1	1	0	.500
Fernandez	4	0	1	3	.375	Ramo	2	2	0	0	1.000
Fitzpatrick	1	0	0	1	.500	Rask	2	0	2	0	.000
Fleury	3	2	1	0	.667	Reimer	2	2	0	0	1.000
Fuhr	1	1	0	0	1.000	Richter	1	0	0	1	.500
Garon	3	1	2	0	.333	Roloson	2	0	1	1	.250
Gerber	3	3	0	0	1.000	Roy	5	1	0	4	.600
Giguere	9	4	5	0	.444	Salo	5	1	2	2	.400
Greiss	1	1	0	0	1.000	Sanford	3	2	1	0	.667
Gustavsson	1	0	1	0	.000	Schaefer	1	1	0	0	1.000
Hackett	1	0	0	1	.500	Schneider	1	0	1	0	.000
Halak	9	5	4	0	.556	Schwab	1	0	1	0	.000
Harding	1	0	1	0	.000	Shtalenkov	1	0	0	1	.500
Hasek	4	2	1	1	.625	Skudra	1	1	0	0	1.000
Hebert	2	0	0	2	.500	Mike Smith	3	1	2	0	.333
Hedberg	3	1	1	1	.500	Snow	1	1	0	0	1.000
Hellebuyck	3	2	1	0	.667	Storr	2	1	1	0	.500
Hnilicka	1	0	0	1	.500	Subban	1	1	0	0	1.000
Hodson	1	0	0	1	.500	Svedberg	1	1	0	0	1.000
Holmqvist	1	1	0	0	1.000	Talbot	1	0	1	0	.000
Holtby	1	0	1	0	.000	Theodore	2	2	0	0	1.000
Howard	3	2	1	0	.667	Thibault	3	0	2	1	.167
Huet	2	0	2	0	.000	Thomas	2	2	0	0	1.000
Hutton	1	0	1	0	.000	Toivonen	2	1	1	0	.500
Irbe	1	0	0	1	.500	Toskala	1	1	0	0	1.000
Jerry	1	0	1	0	.000	Turco	3	0	2	1	.167
B. Johnson	3	1	1	1	.500	Turek	4	1	1	2	.500
M. Jones	2	0	2	0	.000	Vanbiesbrouck	1	0	0	1	.500
Joseph	2	0	0	2	.500	Varlamov	5	3	2	0	.600
Khabibulin	4	1	2	1	.375	Vasilevskiy	1	0	1	0	.000
Kinkaid	3	3	0	0	1.000	C. Ward	2	1	1	0	.500
Kiprusoff	5	2	2	1	.500	Weekes	1	0	1	0	.000
Kuemper	2	1	1	0	.500	Zepp	1	1	0	0	1.000
Labarbera	1	1	0	0	1.000						

# TEAM HISTORY & RECORDS

## OVERTIME HISTORY

### OPPONENT OVERTIME SCORING

PLAYER	G	A	PTS	PLAYER	G	A	PTS	PLAYER	G	A	PTS	PLAYER	G	A	PTS
Aho	1	0	1	Erhoff	1	0	1	Latendresse	0	1	1	Satan	0	1	1
Amonte	0	1	1	Fedorov, S.	1	2	3	Lehner	0	1	1	Savard, M.	0	2	2
Aucoin, A.	1	1	2	Fedun	0	1	1	Letang	1	0	1	Scheifele	1	0	1
Backlund	1	0	1	Fischer	1	0	1	Lewski	0	1	1	Schroeder	0	1	1
Backstrom	0	1	1	Footo	1	0	1	Lidstrom	0	1	1	Seabrook	0	1	1
Bailey	0	1	1	Forsberg, P.	2	0	2	Little	0	1	1	Seguin	0	1	1
Barrie	1	0	1	Franzen	1	0	1	Lukowich	0	1	1	Selanne	1	1	2
Bates	0	1	1	Gaborik	1	0	1	MacInnis, A.	0	1	1	Semin	0	1	1
Beaulieu	0	1	1	Galchenyuk	0	1	1	Malkin	0	1	1	Setoguchi	1	0	1
Bednar	0	1	1	Gaudreau	0	3	3	Marchand	1	0	1	Shanahan	2	0	2
Bergeron, P.	0	1	1	Getzlaf	0	1	1	Marchant	0	1	1	Sharp	0	1	1
Bertuzzi	1	1	2	Giordano	1	1	2	Markov, A.	0	1	1	Smith, R.	1	0	1
Blake, R.	0	1	1	Giroux	0	1	1	Marleau	2	0	2	Sopel	0	1	1
Bogosian	1	0	1	Gomez	0	1	1	Martinez	0	1	1	Souray	1	0	1
Bourque, Ray	0	1	1	Gostisbehere	1	0	1	Malvichuk	0	1	1	Spacek	0	2	2
Bourque, Rene	1	0	1	Gourde	1	0	1	McCauley	1	0	1	Spurgeon	1	1	2
Boyle, D.	1	1	2	Halak	0	1	1	McDonald	0	1	1	Stalberg	1	0	1
Briere	1	0	1	Hall	0	1	1	Messier	1	0	1	Stamkos	0	1	1
Brodziak	0	1	1	Hamilton, D.	0	2	2	Michalek, Z.	1	0	1	Stastny	0	1	1
Bulis	0	1	1	Hamilton, R.	1	0	1	Miller, Kip	1	0	1	Steen	1	0	1
Bure, V.	1	0	1	Hedman	0	1	1	Modry	1	0	1	Stepan	0	1	1
Burmistrov	0	1	1	Hejduk	0	1	1	Monahan	0	1	1	Stoll	0	1	1
Cammalleri	1	0	1	Henrique	1	0	1	Moore	0	1	1	Stuart, B.	0	1	1
Carter	1	1	2	Hickey	1	0	1	Morris, D.	0	1	1	Stumpel	1	0	1
Chabot	0	1	1	Hoffman	1	0	1	Morrison, B.	1	1	2	Subban	1	1	2
Chelios	0	1	1	Hossa	1	0	1	Nagy	0	1	1	Suchy	0	1	1
Chubarov	0	1	1	Hull	1	0	1	Neidermayer, R.	0	1	1	Suter, R.	0	2	2
Chychnrun	0	1	1	Huskins	0	1	1	Nickulas	0	1	1	Tanguay	0	1	1
Cleary	1	0	1	Iginla	1	0	1	Niederreiter	1	0	1	Thomas, S.	1	0	1
Cooke	0	1	1	Jagr	0	1	1	Nyquist	1	0	1	Thornton, J.	0	2	2
Coyle	0	1	1	Janmark	1	0	1	Oshie	0	1	1	Tkachuk	2	0	2
Crosby	0	1	1	Johnsson, K.	0	1	1	Ovechkin	0	2	2	Toews	1	1	2
Cross	1	0	1	Kaberle, F.	1	0	1	Paciorety	2	0	2	Tverdovsky	0	2	2
Crowley	1	0	1	Kane, P.	0	2	2	Palfy	0	1	1	Vermette	0	1	1
Cullen	0	1	1	Keith, D.	0	3	3	Papineau	1	0	1	Visnovsky	0	1	1
Datsyuk	0	1	1	Kennedy	0	1	1	Parenteau	0	1	1	Voracek	0	1	1
Demitra	0	1	1	Kesler	0	1	1	Parise	1	0	1	Vrbata	0	1	1
Desharnais	1	1	2	Kessel	1	0	1	Patrick	0	1	1	Warriner	1	0	1
Doan	0	1	1	Klingberg	0	1	1	Pearson	1	0	1	Wheeler	1	0	1
Domenichelli	0	1	1	Koekkoek	0	1	1	Pietrangelo	0	1	1	White, I.	0	2	2
Doughty	0	2	2	Koivu, M.	0	1	1	Pronger, C.	1	2	3	Wisniewski	1	0	1
Duchene	0	1	1	Koivu, S.	0	1	1	Prospal	1	0	1	Woolley	1	0	1
Dumba	1	0	1	Kopitar	0	1	1	Radulov	1	1	2	Wright	1	0	1
Dvorak	0	1	1	Kozlov, Viktor	0	1	1	Rafalski	0	2	2	Yelle, S.	0	1	1
Eager	0	1	1	Kozlov, Vy.	1	0	1	Richards, B.	0	1	1	York, M.	0	1	1
Eakin	1	0	1	Krajicek, L.	1	0	1	Riemsdyk	1	0	1	Yzerman	0	1	1
Eastwood	1	0	1	Kronwall, N.	0	1	1	Russell, K.	1	0	1	Zajac	0	1	1
Ebbett	1	0	1	Kunitz	0	1	1	Saad	1	0	1	Zanon	0	2	2
Eichel	1	0	1	Ladd	0	1	1	Salei	0	1	1	Zetterberg	0	2	2
Elias	1	0	1	Laich	1	0	1	Salvador	0	1	1				

### NASHVILLE OVERTIME SCORING

PLAYER	G	A	PTS	PLAYER	G	A	PTS	PLAYER	G	A	PTS
Arkipov	2	1	3	Franson	1	1	2	Peltonen	0	1	1
Arnott	1	3	4	Goc	0	1	1	Peverley	1	1	2
Arvidsson	1	3	4	Hamhuis	1	2	3	Radulov	1	1	2
Berenzweig	1	0	1	Hartnell	2	2	4	Ribeiro	0	3	3
Bonino	0	1	1	Hiavac	0	1	1	Rinne	0	1	1
Bonk	0	3	3	Houliher	0	1	1	Robitaille	1	0	1
Bordeleau	1	0	1	Hulse	1	0	1	Ronning	2	2	4
Bouillon	1	2	3	Hutchinson	1	0	1	Skrastins	0	2	2
Classen	0	1	1	Jarnkrok	2	1	3	Smith	3	0	3
Cullen	0	1	1	Johansen	0	2	2	Subban	0	1	1
de Vries	0	1	1	Johnson	2	3	5	Sullivan	3	3	6
Delmore	3	2	5	Jones	1	1	2	Suter	2	6	8
Dumont	1	3	4	Josi	4	7	11	Timonen	1	6	7
Eaton	1	2	3	Kariya	1	2	3	Turris	2	0	2
Ekholm	2	0	2	Koistinen	1	0	1	Walker	3	3	2
Ellis	1	5	6	Kostitsyn, S.	0	2	2	Ward	0	2	6
Erat	2	3	5	Krivokrasov	1	0	1	Weber	7	7	2
Fiala	1	0	1	Legwand	9	9	18	Wilson	2	4	14
Fisher	0	1	1	Millar	0	1	1	Yachmenev	0	2	6
Fitzgerald	0	1	1	Murray	0	2	2	York, J.	1	2	2
Forsberg, F.	5	2	7	Neal	3	1	4	Zanon	0	1	3
Forsberg, P.	1	0	1	Orszagh	0	3	3	Zidlicky	1	5	1

# TEAM HISTORY & RECORDS

## OVERTIME HISTORY

### OVERTIME DECISIONS

Date	Result	Goal Scorer/ Time	Goaltenders
1/14/99	Nashville 1 at DETROIT 2	Vy. Kozlov, 2:54	Vokoun/Osgood
1/30/99	NASHVILLE 3 at New Jersey 2	Bordeleau, 2:43	Dunham/Brodeur
2/13/99	PITTSBURGH 3 at Nashville 2	K. Miller, 3:39	Vokoun/Skudra
11/3/99	Nashville 4 at CALGARY 5	Albelin, 4:56	Dunham/Fuhr
11/22/99	Nashville 2 at ST. LOUIS 3	Eastwood, 2:39	Dunham/Turek
12/6/99	NASHVILLE 4 at Atlanta 3	Robitaille, 2:26	Dunham/Maracle
1/13/00	VANCOUVER 4 at Nashville 3	Messier, 3:29	Dunham/Snow
1/21/00	Nashville 4 at CALGARY 5	V. Bure, 3:06	Dunham/Brathwaite
1/24/00	NASHVILLE 3 at Edmonton 2	Krivokrasov, 1:19	Dunham/Salo
2/10/00	BUFFALO 2 at Nashville 1	Woolley, 4:08	Vokoun/Hasek
3/4/00	Nashville 2 at LOS ANGELES 3	Stumpel, 0:28	Dunham/Storr
3/14/00	Nashville 2 at DETROIT 3	Shanahan, 4:10	Vokoun/Osgood
3/17/00	NASHVILLE 4 at Phoenix 3	Johnson, 3:56	Vokoun/Burke
3/19/00	NASHVILLE 2 at Los Angeles 1	Ronning, 0:51	Dunham/Storr
10/19/00	NASHVILLE 2 at Detroit 1	Ronning, 1:51	Dunham/Legace
10/25/00	Nashville 1 at COLORADO 2	Forsberg, 3:58	Dunham/Roy
* 12/23/00	NASHVILLE 3 at NY Rangers 2	Legwand, 3:17	Dunham/McLean
1/17/01	Nashville 3 at DALLAS 4	Hull, 1:41	Vokoun/Belfour
1/19/01	Boston 0 at NASHVILLE 1	Hulse, 2:24	Dunham/Dafoe
3/11/01	Nashville 0 at ANAHEIM 1	Crowley, 3:40	Dunham/Giguere
3/22/01	NASHVILLE 2 at Chicago 1	Eaton, 1:54	Vokoun/Thibault
3/29/01	Phoenix 3 at NASHVILLE 4	Legwand, 0:36	Vokoun/Burke
10/25/01	NASHVILLE 5 at Calgary 4	Delmore, 3:20	Dunham/Turek
12/29/01	Detroit 2 at NASHVILLE 3	Berenzweig, 2:20	Dunham/Hasek
1/17/02	Toronto 2 at NASHVILLE 3	Johnson, 0:47	Dunham/Schwab
1/24/02	NASHVILLE 3 at Philadelphia 2	Arkhipov, 1:16	Dunham/Cechmanek
2/9/02	NASHVILLE 1 at Columbus 0	Arkhipov, 2:45	Vokoun/Denis
10/15/02	Nashville 3 at NY ISLANDERS 4	Aucoin, 1:50	Vokoun/Osgood
10/18/02	Nashville 2 at NEW JERSEY 3	Elias, 1:16	Dunham/Brodeur
11/2/02	Nashville 5 at LOS ANGELES 6	Modry, 1:45	Dunham/Potvin
11/3/02	Nashville 1 at PHOENIX 2	Briere, 4:20	Vokoun/Boucher
12/23/02	NASHVILLE 3 at Florida 2	Legwand, 0:48	Vokoun/Luongo
1/7/03	St. Louis 1 at NASHVILLE 2	Delmore, 4:44	Vokoun/Johnson
1/14/03	Phoenix 3 at NASHVILLE 4	Walker, 0:37	Vokoun/Pelletier
1/18/03	NASHVILLE 3 at Edmonton 2	Delmore, 3:35	Vokoun/Markkanen
3/1/03	Chicago 4 at NASHVILLE 5	Walker, 2:49	Vokoun/Thibault
3/4/03	Nashville 1 at ST. LOUIS 2	Papineau, 1:45	Vokoun/Sanford
3/23/03	Nashville 2 at EDMONTON 3	Cross, 2:12	Vokoun/Salo
4/1/03	ANAHEIM 2 at Nashville 1	Thomas, 4:07	Vokoun/Giguere
11/21/03	NASHVILLE 4 at Anaheim 3	Hartnell, 1:31	Vokoun/Giguere
12/3/03	NASHVILLE 2 at Carolina 1	Hartnell, 3:30	Vokoun/Weekes
12/16/03	VANCOUVER 2 at Nashville 1	Morrison, 1:19	Vokoun/Cloutier

Date	Result	Goal Scorer/ Time	Goaltenders
12/18/03	Nashville 4 at MONTREAL 5	Souray, 0:35	Vokoun/Garon
1/8/04	Colorado 3 at NASHVILLE 4	York, 1:12	Mason/Aebischer
1/31/04	San Jose 2 at NASHVILLE 3	Zidlicky, 4:44	Vokoun/Nabokov
2/20/04	NASHVILLE 3 at Anaheim 2	Walker, 3:34	Vokoun/Giguere
2/28/04	NY Rangers 1 at NASHVILLE 2	Hutchinson, 3:50	Vokoun/Markkanen
3/14/04	Nashville 2 at DETROIT 3	Shanahan, 0:40	Vokoun/Joseph
3/27/04	COLUMBUS 3 at Nashville 2	Wright, 2:03	Vokoun/Denis
4/4/04	NASHVILLE 2 at Colorado 1	Legwand, 0:32	Mason/Salo
10/26/05	Nashville 2 at COLUMBUS 3	Footo, 0:35	Vokoun/Prusek
11/2/05	Nashville 2 at SAN JOSE 3	McCauley, 1:44	Mason/Schaefer
* 1/13/06	Nashville 4 at CAROLINA 5	Kaberle, 2:31	Vokoun/Gerber
1/24/06	NASHVILLE 2 at Detroit 1	Kariya, 0:35	Vokoun/Legace
2/2/06	Colorado 3 at NASHVILLE 4	Sullivan, 2:09	Vokoun/Aebischer
3/5/06	Nashville 2 at EDMONTON 3	Pronger, 4:17	Vokoun/Conklin
3/9/06	NASHVILLE 3 at Vancouver 2	Legwand, 0:06	Vokoun/Auld
3/11/06	Nashville 2 at SAN JOSE 3	Ehrhoff, 2:56	Vokoun/Toskala
10/21/06	VANCOUVER 4 at Nashville 3	Krajicek, 2:32	Vokoun/Luongo
12/2/06	CHICAGO 4 at Nashville 3	Hamilton, 0:59	Mason/Khabibulin
12/17/06	NASHVILLE 2 at St. Louis 1	Timonen, 3:11	Mason/Legace
1/9/07	Anaheim 4 at NASHVILLE 5	Sullivan, 3:12	Vokoun/Bryzgalov
2/24/07	Detroit 3 at NASHVILLE 4	Forsberg, 2:11	Vokoun/Osgood
3/22/07	Nashville 2 at CALGARY 3	Warriner, 1:27	Mason/Kiprusoff
11/5/07	Chicago 4 at NASHVILLE 5	Erat, 0:19	Mason/Khabibulin
1/24/08	Nashville 3 at PHOENIX 4	Michalek, 4:31	Mason/Bryzgalov
2/2/08	Phoenix 2 at NASHVILLE 3	Radulov, 4:10	Ellis/Bryzgalov
2/7/08	TAMPA BAY 2 at Nashville 1	Prospal, 0:58	Ellis/Holmqvist
2/16/08	St. Louis 1 at NASHVILLE 2	Weber, 0:40	Ellis/Legace
2/17/08	Nashville 4 at MINNESOTA 5	Gaborik, 4:55	Mason/Backstrom
3/7/08	NASHVILLE 2 at Calgary 1	Dumont, 2:13	Ellis/Kiprusoff
3/30/08	Nashville 0 at DETROIT 1	Franzen, 3:21	Ellis/Hasek
4/1/08	NASHVILLE 4 at St. Louis 3	Peeverley, 1:43	Mason/Toivonen
11/11/08	NASHVILLE 4 at San Jose 3	Koistinen, 2:28	Ellis/Boucher
11/14/08	NASHVILLE 4 at Anaheim 3	Hamhuis, 2:17	Ellis/Giguere
11/28/08	NASHVILLE 4 at Atlanta 3	Suter, 1:44	Rinne/Hedberg
2/19/09	ST. LOUIS 2 at Nashville 1	Tkachuk, 2:52	Rinne/Mason
2/21/09	NASHVILLE 1 at St. Louis 0	Weber, 2:36	Rinne/Mason
3/3/09	Edmonton 5 at NASHVILLE 6	Arnott, 2:31	Rinne/Rolosen
3/10/09	WASHINGTON 2 at Nashville 1	Fedorov, 2:20	Ellis/Theodore
3/18/09	Nashville 3 at ANAHEIM 4	Selanne, 0:34	Rinne/Giguere
3/28/09	Los Angeles 3 at NASHVILLE 4	Sullivan, 3:41	Rinne/Quick
10/22/09	NASHVILLE 6 at Ottawa 5	Weber, 2:11	Rinne/Leclaire
11/25/09	NASHVILLE 4 at Colorado 3	Legwand, 3:07	Rinne/Anderson
12/2/09	Nashville 4 at MINNESOTA 5	Ebbett, 1:26	Rinne/Backstrom
12/12/09	DETROIT 3 at Nashville 2	Bertuzzi, 0:24	Rinne/Osgood
12/31/09	NASHVILLE 2 at Columbus 1	Legwand, 0:28	Ellis/Garon
3/20/10	Columbus 0 at NASHVILLE 1	Franson, 1:54	Rinne/Mason
3/29/10	NASHVILLE 3 at Florida 2	Bouillon, 1:00	Ellis/Clemmensen

# TEAM HISTORY & RECORDS

## OVERTIME HISTORY

### OVERTIME DECISIONS (Continued)

Date	Result	Goal Scorer/ Time	Goaltenders
4/3/10	NASHVILLE 4 at Detroit 3	Suter, 0:16	Rinne/Howard
10/16/10	WASHINGTON 3 at Nashville 2	Laich, 1:44	Lindback/Neuvirth
10/19/10	CALGARY 1 at Nashville 0	Bourque, 2:10	Rinne/Kiprusoff
10/21/10	PITTSBURGH 4 at Nashville 3	Letang, 3:49	Rinne/Fleury
12/6/10	Nashville 2 at ATLANTA 3	Bogosian, 2:11	Lindback/Pavelec
2/15/11	SAN JOSE 2 at Nashville 1	Marleau, 3:53	Rinne/Niemi
3/8/11	Nashville 2 at SAN JOSE 3	Marleau, 3:24	Rinne/Niemi
3/17/11	Boston 3 at NASHVILLE 4	Weber, 3:37	Rinne/Rask
3/20/11	NASHVILLE 4 at Buffalo 3	Erat, 0:27	Lindback/Miller
4/2/11	DETROIT 4 at Nashville 3	Cleary, 2:58	Rinne/Howard
10/31/11	Nashville 4 at CHICAGO 5	Stalberg, 2:18	Rinne/Crawford
11/5/11	NASHVILLE 4 at San Jose 3	Legwand, 2:53	Rinne/Niemi
11/12/11	MONTREAL 2 at Nashville 1	Pacioretty, 2:31	Rinne/Budaj
11/19/11	COLUMBUS 4 at Nashville 3	Wisniewski, 2:43	Rinne/Sanford
12/8/11	NASHVILLE 4 at Columbus 3	Wilson, 1:45	Rinne/Sanford
1/12/12	Colorado 2 at NASHVILLE 3	Legwand, 0:34	Rinne/Giguere
2/9/13	Nashville 1 at MINNESOTA 2	Setoguchi, 4:21	Mason/Backstrom
2/12/13	San Jose 0 at NASHVILLE 1	Wilson, 2:08	Rinne/Niemi
2/19/13	Detroit 3 at NASHVILLE 4	Weber, 0:44	Rinne/Gustavsson
2/25/13	Dallas 4 at NASHVILLE 5	Josi, 0:28	Rinne/Nielsen
3/30/13	Nashville 0 at COLORADO 1	Barrie, 0:50	Rinne/Varlamov
4/19/13	Nashville 4 at CHICAGO 5	Hossa, 0:52	Rinne/Crawford
10/24/13	Winnipeg 2 at NASHVILLE 3	Smith, 4:43	Hutton/Pavelec
12/21/13	MONTREAL 4 at Nashville 3	Desharnais, 1:43	Hutton/Price
1/2/14	Nashville 2 at BOSTON 3	Marchand, 0:54	Mazanec/Svedberg
1/31/14	New Jersey 2 at NASHVILLE 3	Weber, 1:29	Hutton/Schneider
2/6/14	Nashville 2 at MINNESOTA 3	Niederreiter, 2:16	Hutton/Kuemper
3/10/14	NASHVILLE 4 at Ottawa 3	Jones, 3:49	Rinne/Lehner
10/18/14	Nashville 1 at CHICAGO 2	Toews, 3:26	Hutton/Crawford
11/27/14	Edmonton 0 at NASHVILLE 1	Forsberg, 3:55	Rinne/Fasth
12/20/14	NASHVILLE 6 at Minnesota 5	Ekholm, 1:45	Rinne/Backstrom
1/3/15	NASHVILLE 7 at Los Angeles 6	Josi, 0:18	Rinne/Jones
1/8/15	Dallas 2 at NASHVILLE 3	Weber, 0:17	Rinne/Lehtonen
1/20/15	Nashville 1 at MONTREAL 2	Subban, 4:08	Hutton/Price
1/27/15	Colorado 3 at NASHVILLE 4	Smith, 2:46	Hutton/Varlamov
2/10/15	Tampa Bay 2 at NASHVILLE 3	Neal, 4:27	Rinne/Vasilevskiy
3/9/15	NASHVILLE 2 at Arizona 1	Neal, 2:45	Rinne/Dominque
3/17/15	MINNESOTA 3 at Nashville 2	Dumba, 0:22	Rinne/Dubnyk
3/24/15	Montreal 2 at NASHVILLE 3	Forsberg, 1:54	Rinne/Price
* 4/4/15	DALLAS 4 at Nashville 3	Eakin, 4:04	Rinne/Enroth

Date	Result	Goal Scorer/ Time	Goaltenders
10/24/15	PITTSBURGH 2 at Nashville 1	Kessel, 0:41	Rinne/Fleury
10/31/15	Nashville 3 at LOS ANGELES 4	Carter, 4:42	Rinne/Quick
11/27/15	Nashville 2 at PHILADELPHIA 3	Gostisbehere, 4:08	Rinne/Neuvirth
12/5/15	Nashville 4 at DETROIT 5	Nyquist, 1:41	Rinne/Mrazek
12/15/15	CALGARY 2 at Nashville 1	Russell, 1:23	Rinne/Ramo
12/29/15	Nashville 3 at ST. LOUIS 4	Steen, 4:01	Hutton/Allen
1/2/16	NASHVILLE 2 at Carolina 1	Ekholm, 3:09	Rinne/Lack
1/14/16	Nashville 4 at WINNIPEG 5	Wheeler, 0:51	Rinne/Hellebuyck
2/12/16	Nashville 3 at TAMPA BAY 4	Johnson, 1:04	Rinne/Bishop
2/15/16	DALLAS 3 at Nashville 2	Janmark, 3:49	Hutton/Niemi
2/20/16	LOS ANGELES 2 at Nashville 1	Pearson, 1:18	Rinne/Quick
3/3/16	NEW JERSEY 5 at Nashville 4	Henrique, 1:54	Rinne/Kinkaid
3/9/16	Nashville 2 at CALGARY 3	Backlund, 1:12	Hutton/Ortjo
4/7/16	Arizona 2 at NASHVILLE 3	Josi, 0:20	Rinne/Smith
10/27/16	Nashville 2 at LOS ANGELES 3	Carter, 4:31	Rinne/Budaj
12/3/16	NEW JERSEY 5 at Nashville 4	Cammalleri, 4:42	Kinkaid/Rinne
12/27/16	MINNESOTA 3 at Nashville 2	Spurgeon, 2:46	Dubnyk/Rinne
1/3/17	MONTREAL 2 at Nashville 1	Pacioretty, 4:30	Price/Rinne
1/10/17	Vancouver 1 at NASHVILLE 2	Jarnkrok, 4:58	Miller/Rinne
1/24/17	BUFFALO 5 at Nashville 4	Eichel, 2:35	Lehner/Saros
2/21/17	CALGARY 6 at Nashville 5	Giordano, 0:43	Elliott/Saros
2/28/17	NASHVILLE 5 at Buffalo 4	Forsberg, 2:45	Rinne/Lehner
3/9/17	Nashville 3 at LOS ANGELES 3	Iginla, 3:34	Rinne/Quick
3/13/17	WINNIPEG 5 at Nashville 4	Neal, 2:11	Hellebuyck/Rinne
3/16/17	NASHVILLE 2 at Washington 1	Arvidsson, 1:05	Rinne/Holtby
4/4/17	NY ISLANDERS 2 at Nashville 1	Hickey, 1:25	Halak/Rinne
10/14/17	Nashville 1 at CHICAGO 2	Saad, 3:05	Crawford/Rinne
11/4/17	NASHVILLE 4 at Los Angeles 3	Arvidsson, 4:40	Saros/Kuemper
1/4/18	Nashville 2 at ARIZONA 3	Fischer, 2:19	Raanta/Saros
1/23/18	TAMPA BAY 4 at Nashville 3	Gourde, 1:45	Dominque/Saros
2/5/18	NASHVILLE 5 at NY Islanders 4	Josi, 3:42	Rinne/Halak
2/8/18	Nashville 3 at OTTAWA 4	Hoffman, 3:01	Anderson/Saros
2/8/18	Nashville 3 at OTTAWA 4	Hoffman, 3:01	Anderson/Saros
* 2/13/18	St. Louis 3 at NASHVILLE 4	Forsberg, 1:19	Rinne/Hutton
3/2/18	NASHVILLE 4 at Vancouver 3	Jarnkrok, 0:43	Saros/Markstrom
3/4/18	NASHVILLE 4 at Colorado 3	Forsberg, 1:07	Rinne/Varlamov

\*Denotes game ended in overtime with a converted penalty shot

### SCORELESS TIES

Date	Result	Goaltenders
3/21/01	Nashville 0 at Minnesota 0	Dunham/McLennan
1/13/04	Los Angeles 0 at Nashville 0	Mason/Cechmanek

# TEAM HISTORY & RECORDS

## ALL-TIME SHOOTOUTS

### Nashville Goaltenders

Goalie	Goals	Attempts	%	W-L
Dubnyk	2	4	50.00%	0-1
Ellis	12	30	60.00%	5-6
Hutton	15	42	64.29%	5-5
Lindback	0	3	100.00%	1-0
Mason	11	38	71.05%	7-5
Mazanec	5	10	50.00%	0-3
Rinne	69	259	73.36%	38-34
Saros	9	16	43.75%	0-5
Vokoun	15	37	59.46%	6-6
<b>TEAM TOTALS</b>	<b>138</b>	<b>439</b>	<b>68.56%</b>	<b>62-65</b>

### Nashville vs.:

	W	L	PCT.
Anaheim	1	7	.125
Arizona	4	4	.500
Boston	2	1	.667
Buffalo	1	0	1.000
Calgary	1	3	.250
Carolina	2	1	.667
Chicago	5	4	.556
Colorado	0	1	.000
Columbus	6	3	.667
Dallas	2	1	.667
Detroit	2	3	.400
Edmonton	2	1	.667
Florida	3	1	.750
Los Angeles	2	2	.500
Minnesota	2	3	.400
Montreal	2	3	.400
New Jersey	2	2	.500
NY Islanders	1	1	.500
NY Rangers	0	2	.000
Ottawa	1	1	.500
Philadelphia	4	2	.667
Pittsburgh	1	1	.500
St. Louis	8	7	.533
San Jose	2	3	.400
Tampa Bay	1	0	1.000
Toronto	1	1	.500
Vancouver	1	3	.250
Vegas	1	0	1.000
Washington	1	2	.333
Winnipeg	1	1	.492
<b>TOTALS</b>	<b>62</b>	<b>64</b>	<b>.492</b>

### Nashville Shooters

Player	Goals	Attempts	%	GDG
Kostitsyn, A.	1	2	50.00%	1
Arnott	2	3	66.67%	0
Arvidsson	0	4	0.00%	0
Beck	0	2	0.00%	0
Bonino	0	1	0.00%	0
Bonk	2	4	50.00%	0
Bouillon	0	1	0.00%	0
Bourque	1	6	16.67%	0
Boyd	0	1	0.00%	1
Cullen	2	10	20.00%	0
Dumont	2	11	18.18%	3
Ekholm	0	1	0.00%	11
Ellis	7	21	33.33%	0
Erat	15	47	31.91%	0
Fiala	2	10	20.00%	4
Fiddler	2	6	33.33%	0
Fisher	0	7	0.00%	1
Forsberg, F.	7	28	25.00%	0
Forsberg, P.	0	1	0.00%	2
Franson	1	4	25.00%	0
Gamache	0	2	0.00%	0
Goc	3	11	27.27%	0
Halischuk	0	2	0.00%	0
Hendricks	0	2	0.00%	0
Hornqvist	0	5	0.00%	0
Jarnkrok	1	3	33.33%	0
Johansen	1	9	11.11%	1
Jokinen	0	1	0.00%	3
Jones	0	1	0.00%	1
Josi	4	13	30.77%	1
Kariya	12	18	66.67%	1
Koistinen	3	4	75.00%	4
Kostitsyn, S.	1	5	20.00%	2
Legwand	10	32	31.25%	2
Neal	3	10	30.00%	1
O'Reilly	5	11	45.45%	4
Peverley	2	5	40.00%	1
Radulov	5	15	33.33%	1
Roy	2	5	40.00%	0
Santorelli	3	5	60.00%	0
Sillinger	1	1	100.00%	4
Smith	0	2	0.00%	6
Smith, C.	11	38	28.95%	0
Sullivan	9	28	32.14%	0
Timonen	0	1	0.00%	0
Turris	5	9	55.56%	0
Vasicek	0	1	0.00%	1
Ward	0	1	0.00%	0
Weber	0	1	0.00%	0
Wilson	1	7	14.29%	56
Yip	0	1	0.00%	0
Zidlicky	1	6	16.67%	0
<b>TOTALS</b>	<b>127</b>	<b>425</b>	<b>29.88%</b>	<b>62</b>



# TEAM HISTORY & RECORDS

## THE PREDATORS VS. THE NHL

### Predators Top Scorers vs. Individual Opponent, All-Time

Player	Vs.	GP	G	A	PTS	PIM
David Legwand	Chicago	70	21	40	61	32
Martin Erat	Columbus	57	16	37	53	34
David Legwand	Columbus	62	21	27	48	56
David Legwand	Detroit	69	15	26	41	28
Shea Weber	Columbus	47	11	27	38	37
Martin Erat	Chicago	53	14	22	36	36
David Legwand	Edmonton	49	15	20	35	22
David Legwand	St. Louis	73	12	23	35	40
Martin Erat	Detroit	57	15	18	33	44
David Legwand	Colorado	48	12	20	32	18

### Predators Games Played vs. Individual Opponents, All-Time

Player	Vs.	GP
David Legwand	St. Louis	73
David Legwand	Chicago	70
David Legwand	Detroit	69
Shea Weber	St. Louis	60
David Legwand	Columbus	62

### Predators Penalty Minutes vs. Individual Opponents, All-Time

Player	Vs.	GP	PIM
Jordin Tootoo	Columbus	42	100
Jordin Tootoo	St. Louis	38	93
Dan Hamhuis	Chicago	41	68
Scott Hartnell	Calgary	20	67
Patrick Cote	Chicago	9	61

### Predators Goals-Against Average Leaders vs. Individual Opponent, All-Time (min. 200 minutes)

Goalie	Vs.	GP	GAA
Carter Hutton	Buffalo	4	1.22
Pekka Rinne	Buffalo	4	1.24
Pekka Rinne	Montreal	10	1.37
Chris Mason	Los Angeles	8	1.40
Dan Ellis	Columbus	7	1.47
Pekka Rinne	Carolina	7	1.55
Mike Dunham	Florida	5	1.60

### Predators Win Leaders vs. Individual Opponent, All-Time

Goalie	Vs.	Wins
Pekka Rinne	Columbus	20
Pekka Rinne	STL/CBJ	19
Pekka Rinne	Edmonton	18
Tomas Vokoun	Columbus	18
Pekka Rinne	Chicago	17
Pekka Rinne	Arizona	16

### Predators Goal Leaders vs. Individual Opponent, All-Time

Player	Vs.	GP	G
David Legwand	Columbus	62	21
David Legwand	Chicago	70	21
Martin Erat	Columbus	57	16
Martin Erat	Detroit	57	15
Three tied			

### Predators Assist Leaders vs. Individual Opponent, All-Time

Player	Vs.	GP	A
David Legwand	Chicago	70	40
Martin Erat	Columbus	57	37
Shea Weber	Columbus	47	27
David Legwand	Columbus	62	27
David Legwand	Detroit	69	26

### Most Points vs. Individual Opponent, Single Season

Player	Vs.	Season	GP	G	A	PTS
David Legwand	Chicago	2006-07	8	6	7	13
Paul Kariya	Chicago	2006-07	8	3	10	13
Paul Kariya	Columbus	2005-06	8	3	10	13
Marek Zidlicky	Columbus	2005-06	6	4	7	11
Scott Hartnell	Chicago	2005-06	8	3	8	11

### Predators Goal Leaders vs. Individual Opponent, Single Season

Player	Vs.	Season	GP	G
Jason Arnott	Calgary	2006-07	4	6
Sergei Krivokrasov	Vancouver	1998-99	4	6
David Legwand	Chicago	2006-07	8	6
Yanic Perreault	Chicago	2005-06	8	6
Mike Fisher	Columbus	2011-12	5	6
Six tied with				

### Predators Assist Leaders vs. Individual Opponent, Single Season

Player	Vs.	Season	GP	A
Paul Kariya	Chicago	2006-07	8	10
Paul Kariya	Columbus	2005-06	8	10
Ryan Suter	Columbus	2011-12	5	9
David Legwand	Chicago	2011-12	6	8
Shea Weber	Columbus	2011-12	6	8
Scott Hartnell	Chicago	2005-06	8	8

### Most Penalty Minutes vs. Individual Opponent, Single Season

Player	Vs.	Season	GP	PIM
Patrick Cote	Chicago	1998-99	6	49
Darcy Hordichuk	Los Angeles	2005-06	4	39
Denny Lambert	Chicago	1998-99	5	37
Jeremy Stevenson	Chicago	2005-06	1	35
Denny Lambert	Detroit	1998-99	6	35



# TEAM HISTORY & RECORDS

## THE NHL VS. THE PREDATORS

### Top All-Time Scorers vs. Nashville

Player	Team(s)	GP	G	A	PTS	PIM
Pavel Datsyuk	Detroit	67	21	53	74	14
Jarome Iginla	CGY/BOS/COL	68	42	27	69	38
Joe Thornton	BOS/SJS	51	12	49	61	37
Nicklas Lidstrom	Detroit	79	17	42	59	32
Henrik Sedin	Vancouver	58	9	44	53	60
Teemu Selanne	ANA/SJS/COL	51	24	29	53	10
Henrik Zetterberg	Detroit	63	18	35	53	22
Patrick Kane	Chicago	57	23	29	52	18
Patrick Marleau	SJS/TOR	67	21	30	51	16
Daniel Sedin	Vancouver	59	16	31	47	18

### Goal Leaders vs. Nashville, All-Time

Player	Team(s)	GP	G
Jarome Iginla	CGY/BOS/COL	68	42
Rick Nash	CBS/NYR	59	26
Teemu Selanne	ANA/SJS/COL	51	24
Brendan Shanahan	DET/NYR/NJD	42	23
Patrick Kane	Chicago	53	23

### Games Played Leaders vs. Nashville, All-Time

Player	Team(s)	GP
Nicklas Lidstrom	Detroit	79
Brent Seabrook	Chicago	74
Duncan Keith	Chicago	73
Tomas Holmstrom	Detroit	69
Jarome Iginla	CGY/BOS/COL	68

### Assist Leaders vs. Nashville, All-Time

Player	Team(s)	GP	A
Pavel Datsyuk	Detroit	2006-07	8
Peter Forsberg	Colorado	2002-03	4
Nicklas Lidstrom	Detroit	1999-00	6
Chris Pronger	St. Louis	1999-00	6
Patrick Kane	Chicago	2007-08	8

### Penalty Minute Leaders vs. Nashville, All-Time

Player	Team(s)	GP	PIM
Krzysztof Oliwa	Calgary	2003-04	4
Todd Simpson	Chicago	2005-06	3
Kirk Maltby	Detroit	2003-04	6
Kevin Bieksa	Vancouver	2007-08	3
Steve Yzerman	Detroit	2003-04	6

### All-Time Goals-Against Average vs. Nashville (min. 200 minutes)

Goalie	Team(s)	GP	GAA
Roman Turek	DAL/STL/CGY	18	1.54
Brent Johnson	St. Louis	8	1.6
Ed Belfour	DAL/TOR	11	1.73
Guy Hebert	Anaheim	9	1.75
Felix Potvin	TOR/NYI/VAN/LAK	13	1.9

### Goal Leaders vs. Nashville, Single Season

Player	Team(s)	Season	GP	G
Geoff Sanderson	Columbus	2000-01	4	6
Tony Amonte	Chicago	1998-99	6	6
Rick Nash	Columbus	2008-09	6	6
Brad Boyes	St. Louis	2007-08	8	6
Johan Franzen	Detroit	2007-08	8	6
Robert Lang	Chicago	2007-08	8	6
Patrick Sharp	Chicago	2007-08	8	6
11 tied with			5	5

### Assist Leaders vs. Nashville, Single Season

Player	Team(s)	Season	GP	A
Pavel Datsyuk	Detroit	67	53	11
Joe Thornton	BOS/SJS	51	49	8
Henrik Sedin	Vancouver	58	44	8
Nicklas Lidstrom	Detroit	79	42	8
Duncan Keith	Chicago	73	35	8
Henrik Zetterberg	Detroit	65	35	7

### Penalty Minute Leaders vs. Nashville, Single Season

Player	Team(s)	Season	GP	PIM
Krzysztof Oliwa	Calgary	2003-04	4	54
Todd Simpson	Chicago	2005-06	3	44
Kirk Maltby	Detroit	2003-04	6	38
Kevin Bieksa	Vancouver	2007-08	3	34
Steve Yzerman	Detroit	2003-04	6	34
Matthew Barnaby	BUF/PIT	1998-99	3	33
Sylvain Blouin	Minnesota	2000-01	3	33

### Most Points vs. Nashville, Single Season

Player	Team(s)	Season	GP	G	A	PTS
Pavel Datsyuk	Detroit	2006-07	8	2	11	13
Alexei Zhamnov	Chicago	1998-99	6	4	7	11
Martin Havlat	Chicago	2006-07	6	5	5	10
Jonathan Towes	Chicago	2007-08	8	5	5	10
Steve Yzerman	Detroit	1999-00	6	4	6	10
Peter Forsberg	Colorado	2002-03	4	2	8	10
Chris Pronger	St. Louis	1999-00	6	2	8	10
Patrick Kane	Chicago	2007-08	8	2	8	10

### All-Time Win Leaders vs. Nashville

Goalie	Team(s)	Wins
Chris Osgood	DET/NYI/STL	19
Roberto Luongo	NYI/FLA/VAN	19
Corey Crawford	Chicago	16
J.S. Giguere	CGY/ANA/TOR/COL	16
Miikka Kiprusoff	CGY/ANA/TOR/COL	16
Evgeni Nabokov	SJS/NYI	14
Nikolai Khabibulin	PHX/TBL/CHI/EDM	14
Jaroslav Halak	MTL/STL/WSH/NYI	14





# TEAM HISTORY & RECORDS

## ALL-TIME DRAFT HISTORY

### 2018 NHL Entry Draft: June 22-23, 2018 in Dallas, Texas

RD	OVR	NAME	POS	CLUB
4	111	Jachym Kondelik	C	Muskegon (USHL)
5	131	Spencer Stasney	D	U.S. NTDP U-18
5	151	Vladislav Yeryomenko	D	Calgary (WHL)
7	213	Milan Klouček	G	HC Dynamo Pardubice (Czech)

### 2017 NHL Entry Draft: June 23-24, 2017 in Chicago, Ill.

RD	OVR	NAME	POS	CLUB
1	30	Eeli Tolvanen	RW	Sioux City (USHL)
2	61	Grant Mismash	LW	U.S. NTDP U-18
3	92	David Farrance	D	U.S. NTDP U-18
5	154	Tomas Vomacka	C	Corpus Christi (NAHL)
6	176	Pavel Kolytgin	C	Drummondville (OMJHL)
7	216	Jacob Paquette	D	Kingston (OHL)

### 2016 NHL Entry Draft: June 24-25, 2016 in Buffalo, N.Y.

RD	OVR	NAME	POS	CLUB
1	17	Dante Fabbro	D	Penticton (BCHL)
2	47	Samuel Girard	D	Shawinigan (OMJHL)
3	76	Rem Pitlick	C	Muskegon (USHL)
3	78	Frederic Allard	D	Chicoutimi (OMJHL)
4	108	Hardy Haman	D	Skelleftea U-18 (Sweden-U18)
5	138	Patrick Harper	C	Avon Old Farms (Conn.-HS)
6	168	Konstantin Volkov	G	SKA St. Petersburg 2 (Russia-2)
7	198	Adam Smith	D	Newmarket (OJHL)

### 2015 NHL Entry Draft: June 26-27, 2015 in Sunrise, Fla.

RD	OVR	NAME	POS	CLUB
2	55	Yakov Trenin	C	Gatineau (OMJHL)
3	85	Thomas Novak	C	Waterloo (USHL)
4	100	Anthony Richard	C	Val-D'or (OMJHL)
4	115	Alexandre Carrier	D	Gatineau (OMJHL)
5	145	Karel Vejmelka	G	Trebic (Czech-2)
6	175	Tyler Moy	C	Harvard University (ECAC)
7	205	Evan Smith	G	Austin (NAHL)

### 2014 NHL Entry Draft: June 27-28, 2014 in Philadelphia, Pa.

RD	OVR	NAME	POS	CLUB
1	11	Kevin Fiala	C	HV-71 Jr. (Sweden-Jr.)
2	42	Vladislav Kameney	LW	Magnitogorsk Jr. (Russia-Jr.)
2	51	Jack Dougherty	D	U.S. NTDP U-18
3	62	Justin Kirkland	LW	Kelowna (WHL)
4	112	Viktor Arvidsson	RW	Skelleftea (SHL)
5	132	Joonas Lyytinen	D	Kalpa (Finland)
6	162	Aaron Irving	D	Edmonton (WHL)

### 2013 NHL Entry Draft: June 30, 2013 in Newark, N.J.

RD	OVR	NAME	POS	CLUB
1	4	Seth Jones	D	Portland (WHL)
3	64	Jonathan-Ismael Diaby	D	Victoriaville (OMJHL)
4	95	Felix Girard	C	Baie-Comeau (OMJHL)
4	99	Juuse Saros	G	HPK (Finland-Jr.)
5	125	Saku Maenalanen	RW	Karpat (Finland-Jr.)
5	140	Teemu Kivihalmel	D	Burnsville (HS-Minn.)
6	155	Emil Pettersson	C	Timrå (Sweden-2)
6	171	Tommy Veilleux	LW	Victoriaville (OMJHL)
7	185	Wade Murphy	RW	Penticton (BCHL)
7	203	Janne Juvonen	G	Lahti (Finland-Jr.)

### 2012 NHL Entry Draft: June 22-23, 2012 in Pittsburgh, Pa.

RD	OVR	NAME	POS	CLUB
2	37	Pontus Aberg	LW	Djurgården (Sweden)
2	50	Colton Sissons	C	Kelowna (WHL)
3	66	Jimmy Vesey	LW	South Shore (EJHL)
3	89	Brendan Leipsic	LW	Portland (WHL)
4	112	Zachary Stepan	C	Shattuck St. Mary's (HS-Minn.)
4	118	Mikko Vainonen	D	HIFK Jr. (Finland-Jr.)
6	164	Simon Fernholm	D	Huddinge Jr. (Sweden-Jr.)
6	172	Max Gortz	RW	Färjestad Jr. (Sweden-Jr.)
6	179	Marek Mazanec	G	Plzen (Czech)

### 2011 NHL Entry Draft: June 24-25, 2011 in St. Paul, Minn.

RD	OVR	NAME	POS	CLUB
2	38	Magnus Hellberg	G	Almtuna IS (Sweden-2)
2	52	Miikka Salomaki	LW	Karpat (Finland)
4	94	Josh Shalla	LW	Saginaw (OHL)
4	112	Garrett Noonan	D	Boston University (H-East)
5	142	Simon Karlsson	D	Malmö Jr. (Sweden-Jr.)
6	170	Chase Balesy	C	Western Michigan (CCHA)
7	202	Brent Andrews	LW	Halifax (OMJHL)

### 2010 NHL Entry Draft: June 25-26, 2010 in Los Angeles, Calif.

RD	OVR	NAME	POS	CLUB
1	18	Austin Watson	C	Peterborough (OHL)
3	78	Taylor Aronson	D	Portland (WHL)
5	126	Patrick Cehlin	RW	Djurgården (Sweden)
6	168	Anthony Bitetto	D	Indiana (USHL)
7	194	David Elsnér	LW	Landshut (Germany-2)
7	198	Joonas Rask	C	Iivres (Finland)

### 2009 NHL Entry Draft: June 26-27, 2009 in Montreal, Que.

RD	OVR	NAME	POS	CLUB
1	11	Ryan Ellis	D	Windsor (OHL)
2	41	Zach Budish	RW	Edina H.S. (USHS-Minn.)
2	42	Charles-Olivier Rousseau	D	Shawinigan (OMJHL)
3	70	Taylor Beck	LW	Guelph (OHL)
3	72	Michael Latta	C	Guelph (OHL)
4	98	Craig Smith	C	Waterloo (USHL)
4	102	Mattias Ekholm	D	Mora Jr. (Sweden-Jr.)
4	110	Nick Oliver	C	Roseau H.S. (USHS-Minn.)
5	132	Gabriel Bourque	LW	Baie-Comeau (OMJHL)
7	192	Cameron Reid	C	Westside (BCHL)

### 2008 NHL Entry Draft: June 20-21, 2008 in Ottawa, Ont.

RD	OVR	NAME	POS	CLUB
1	7	Colin Wilson	C	Boston Univ. (H-East)
1	18	Chet Pickard	G	Tri-City (WHL)
2	38	Roman Josi	D	Bern (Switzerland)
5	136	Taylor Steffensen	LW	Langley (BCHL)
6	166	Jeffrey Foss	D	R.P.I. (ECAC)
7	201	Jani Lajunen	C	Espoo Jr. (Finland-Jr.)
7	207	Anders Lindback	G	Brynäs (Sweden)

### 2007 NHL Entry Draft: June 22-23, 2007 in Columbus, Ohio

RD	OVR	NAME	POS	CLUB
1	23	Jonathon Blum	D	Vancouver (WHL)
2	54	Jeremy Smith	G	Plymouth (OHL)
2	58	Nick Spaling	C	Kitchener (OHL)
3	81	Ryan Thang	LW	Notre Dame (CCHA)
4	114	Ben Ryan	C	Des Moines (USHL)
4	119	Mark Santorelli	C	Chilliwack (WHL)
5	144	Andreas Thuresson	RW	Malmö (Sweden)
6	174	Robert Dietrich	D	Düsseldorf (Germany)
7	204	Atte Engren	G	Lukko Jr. (Finland-Jr.)

### 2006 NHL Entry Draft: June 24, 2006 in Vancouver, B.C.

RD	OVR	NAME	POS	CLUB
2	56	Blake Geoffrion	LW	U.S. NTDP U-18
4	105	Niko Snellman	LW	Iivres Jr. (Finland-Jr.)
5	146	Mark Dekanich	G	Colgate (ECAC)
6	176	Ryan Flynn	RW	U.S. NTDP U-18
7	206	Viktor Sjödin	RW	Vasterås Jr. (Sweden-Jr.)

### 2005 NHL Entry Draft: July 30, 2005 in Ottawa, Ont.

RD	OVR	NAME	POS	CLUB
1	18	Ryan Parent	D	Guelph (OHL)
3	78	Teemu Laakso	D	HIFK Jr. (Finland-Jr.)
3	79	Cody Franson	D	Vancouver (WHL)
5	150	Cal O'Reilly	C	Windsor (OHL)
6	176	Ryan Maki	RW	Harvard (ECAC)
7	213	Scott Todd	D	Windsor (OHL)
7	230	Patric Hornqvist	LW	Vasby (Sweden-3)

# TEAM HISTORY & RECORDS

## ALL-TIME DRAFT HISTORY

### 2004 NHL Entry Draft: June 26-27, 2004 in Raleigh, N.C.

RD	OVR	NAME	POS	CLUB
1	15	Alexander Radulov	RW	Tver (Russia-2)
3	81	Vaclav Meidl	C	Plymouth (OHL)
4	107	Nick Fugere	LW	Gatineau (OMJHL)
5	139	Kyle Moir	G	Swift Current (WHL)
5	147	Janne Niskala	D	Lukko (Finland)
6	178	Michael Santorelli	C	Vernon (BCHL)
6	193	Kevin Schaeffer	D	Boston Univ. (H-East)
7	209	Stanislav Balan	C	Zlín Jr. (Czech-Jr.)
8	243	Denis Kuliyash	D	CSKA Moscow (Russia)
8	258	Pekka Rinne	G	Karpat (Finland)
9	275	Craig Switzer	D	Salmon Arm (BCHL)

### 2003 NHL Entry Draft: June 21-22, 2003 in Nashville, Tenn.

RD	OVR	NAME	POS	CLUB
1	7	Ryan Suter	D	U.S. NTDP U-18
2	35	Konstantin Glazachev	LW	Yaroslavl (Russia)
2	37	Kevin Klein	D	Tor. St. Michael's (OHL)
2	49	Shea Weber	D	Kelowna (WHL)
3	76	Richard Stehlik	D	Sherbrooke (OMJHL)
3	89	Paul Brown	RW	Kamloops (WHL)
3	92	Alexander Sulzer	D	Hamburg (Germany)
3	98	Grigory Shafiqulin	C	Yaroslavl (Russia)
4	117	Teemu Lassila	G	TPS Turku (Finland)
4	133	Rustam Sidikov	G	CSKA Moscow (Russia-2)
7	210	Andrei Mukhachev	D	CSKA Moscow (Russia)
7	213	Miroslav Hanuljak	G	Litvinov Jr. (Czech-Jr.)
9	268	Lauris Darzins	C	Lukko Jr. (Finland-Jr.)

### 2002 NHL Entry Draft: June 22-23, 2002 in Toronto, Ont.

RD	OVR	NAME	POS	CLUB
1	6	Scottie Upshall	RW	Kamloops (WHL)
4	102	Brandon Segal	RW	Calgary (WHL)
5	138	Patrick Jarrett	C	Owen Sound (OHL)
6	172	Mike McKenna	G	St. Lawrence (ECAC)
7	203	Josh Morrow	D	Tri-City (WHL)
8	235	Kaleb Betts	C	Chilliwack (BCJHL)
9	264	Matt Davis	G	Moncton (OMJHL)
9	266	Steven Spencer	D	Swift Current (WHL)

### 2001 NHL Entry Draft: June 23-24, 2001 in Sunrise, Fla.

RD	OVR	NAME	POS	CLUB
1	12	Dan Hamhuis	D	Prince George (WHL)
2	33	Timofei Shishkanov	LW	Spartak (Russia-2)
2	42	Tomas Slovák	D	Kosice (Slovakia)
3	75	Denis Platonov	RW	Saratov (Russia-2)
3	76	Oliver Setzinger	C	Iives (Finland)
4	98	Jordin Tootoo	RW	Brandon (WHL)
6	178	Anton Lavrentiev	D	Ak Bars Kazan (Russia-2)
8	240	Gustav Gräsberg	C	Mora Jr. (Sweden-Jr.)
9	271	Mikko Lehtonen	D	Karpat (Finland)

### 2000 NHL Entry Draft: June 24-25, 2000 in Calgary, Alta.

RD	OVR	NAME	POS	CLUB
1	6	Scott Hartnell	RW	Prince Albert (WHL)
2	36	Daniel Widning	RW	Leksand IF (Sweden-Jr.)
3	72	Mattias Nilsson	D	MoDo (Sweden-Jr.)
3	89	Libor Pivko	LW	Havirov (Czech)
5	131	Matt Hendricks	C	Blaine H.S. (HS-Minn.)
5	137	Mike Stuart	D	Colorado College (WCHA)
5	154	Matt Koalska	C	Twin Cities (USHL)
6	173	Tomas Harant	D	Zilina Jr. (Slovak-Jr.)
6	197	Zbynek Irgl	LW	HC Vitkovice (Czech)
7	203	Jure Penko	G	Green Bay (USHL)
8	236	Mats Christeen	D	Sodertälje (Sweden-Jr.)
8	284	Martin Hohener	D	Kloten (Switzerland)
8	220	Miroslav Durak	D	Slovan Bratislava (Slovakia)
9	248	Darren Haydar	RW	New Hampshire (H-East)

### 1999 NHL Entry Draft: June 26, 1999 in Boston, Mass.

RD	OVR	NAME	POS	CLUB
1	6	Brian Finley	G	Barrie (OHL)
2	33	Jonas Andersson	RW	AIK Solna (Sweden-Jr.)
2	52	Adam Hall	RW	Michigan State (CCHA)
2	54	Andrew Hutchinson	D	Michigan State (CCHA)
2	61	Ed Hill	D	Barrie (OHL)
2	65	Jan Lasak	G	ZTK Zvolen (Slovak-Jr.)
3	72	Brett Angel	D	North Bay (OHL)
4	121	Yevgeny Pavlov	C	Lada Togliatti (Russia)
4	124	Alexandre Krevsun	RW	Samara (Russia)
5	131	Konstantin Panov	RW	Kamloops (WHL)
6	162	Timo Helbling	D	Davos (Switzerland)
7	191	Martin Erat	LW	ZPS Zlín Jr. (Czech-Jr.)
7	205	Kyle Kettles	G	Neepawa (MJHL)
8	220	Miroslav Durak	D	Slovan Bratislava (Slovakia)
9	248	Darren Haydar	RW	New Hampshire (H-East)

### 1998 NHL Entry Draft: June 27, 1998 in Buffalo, N.Y.

RD	OVR	NAME	POS	CLUB
1	2	David Legwand	C	Plymouth (OHL)
3	60	Denis Arhipov	LW	Ak Bars Kazan (Russia)
3	85	Geoff Koch	LW	U. of Michigan (CCHA)
4	88	Kent Sauer	D	North Iowa (USHL)
5	138	Martin Beauchesne	D	Sherbrooke (OMJHL)
6	147	Craig Brunel	RW	Prince Albert (WHL)
8	202	Martin Bartek	LW	Sherbrooke (OMJHL)
9	230	Karlis Skrastins	D	TPS Turku (Finland)

### 1998 NHL Expansion Draft: June 26, 1998 in Buffalo, N.Y.

NAME	POS	CLUB
Mikhail Shtalenkov	G	Mighty Ducks of Anaheim
Mike Sullivan	C	Boston Bruins
Bob Boughner	D	Buffalo Sabres
Joel Bouchard	D	Calgary Flames
Jeff Daniels	LW	Carolina Hurricanes
Greg Johnson	C	Chicago Blackhawks
Uwe Krupp	D	Colorado Avalanche
Patrick Cote	LW	Dallas Stars
Doug Brown	RW	Detroit Red Wings
Doug Friedman	LW	Edmonton Oilers
Chris Armstrong	D	Florida Panthers
Frederic Chabot	G	Los Angeles Kings
Tomas Vokoun	G	Montreal Canadiens
Mike Dunham	G	New Jersey Devils
J.J. Daigneault	D	New York Islanders
Mike Richter	G	New York Rangers
Denny Lambert	LW	Ottawa Senators
Craig Darby	RW	Philadelphia Flyers
John Slaney	D	Phoenix Coyotes
Tony Hrkac	C	Pittsburgh Penguins
Blair Atcheynum	RW	St. Louis Blues
Al Iafrate	D	San Jose Sharks
Paul Brousseau	RW	Tampa Bay Lightning
Rob Zetterl	D	Toronto Maple Leafs
Scott Walker	RW	Vancouver Canucks
Andrew Brunette	LW	Washington Capitals

# TEAM HISTORY & RECORDS

## ALUMNI REGISTER

Pontus Aberg		LW		#46	
YEAR	GP	G	A	PTS	PIM
2016-17	15	1	1	2	4
2017-18	37	2	6	8	8
<b>TOTALS</b>	<b>52</b>	<b>3</b>	<b>7</b>	<b>10</b>	<b>12</b>

- Drafted by Nashville in the second round (37th overall) of the 2012 NHL Entry Draft.
- Traded to Edmonton for Mark Letestu on February 25, 2018.

Ramzi Abid		LW		#14	
YEAR	GP	G	A	PTS	PIM
2006-07	13	1	4	5	13

- Signed as a free agent on July 21, 2006.
- Became a free agent on July 1, 2007.

Jamie Allison		D		#23	
YEAR	GP	G	A	PTS	PIM
2003-04	47	0	3	3	76
2005-06	20	0	1	1	45
<b>TOTALS</b>	<b>67</b>	<b>0</b>	<b>4</b>	<b>4</b>	<b>121</b>

- Signed as a free agent on September 10, 2003.
- Claimed on waivers by Florida on February 13, 2006.

Jonas Andersson		RW		#28	
YEAR	GP	G	A	PTS	PIM
2001-02	5	0	0	0	2

- Selected by Nashville in the second round (33rd overall) of the 1999 Entry Draft.
- Traded to Vancouver with Ryan Parent for Dan Gendur and Shane O'Brien on October 5, 2010.

Niklas Andersson		LW		#36	
YEAR	GP	G	A	PTS	PIM
1999-00	7	0	1	1	0

- Claimed on waivers from NY Islanders on January 20, 2000.
- Claimed on waivers by NY Islanders on February 19, 2000.

Mark Arcobello		RW		#26	
YEAR	GP	G	A	PTS	PIM
2014-15	4	1	0	1	0

- Acquired from Edmonton for Derek Roy on December 29, 2015.
- Claimed on waivers by Pittsburgh on January 15, 2015.

Denis Arkipov		C		#25	
YEAR	GP	G	A	PTS	PIM
2000-01	40	6	7	13	4
2001-02	82	20	22	42	16
2002-03	79	11	24	35	32
2003-04	72	9	12	21	22
<b>TOTALS</b>	<b>273</b>	<b>46</b>	<b>65</b>	<b>111</b>	<b>74</b>

- Selected by Nashville in the third round (60th overall) of the 1998 NHL Entry Draft.
- Became a free agent on July 1, 2006.

Jason Arnott		C		#19	
YEAR	GP	G	A	PTS	PIM
2006-07	68	27	27	54	48
2007-08	79	28	44	72	54
2008-09	65	33	24	57	49
2009-10	63	19	27	46	26
<b>TOTALS</b>	<b>275</b>	<b>107</b>	<b>122</b>	<b>229</b>	<b>177</b>

- Signed as a free agent on July 2, 2006.
- Traded to New Jersey for Matt Halischuk and a second-round selection in the 2011 Entry Draft (Magnus Hellberg) on June 19, 2010.

Blair Atcheynum		RW		#23	
YEAR	GP	G	A	PTS	PIM
1998-99	53	8	6	14	16

- Claimed from St. Louis in the 1998 NHL Expansion Draft on June 26, 1998.
- Traded to St. Louis for a sixth-round selection in the 2000 NHL Entry Draft (Zbynek Irgl) on March 23, 1999.

Daniel Bang		RW		#50	
YEAR	GP	G	A	PTS	PIM
2012-13	8	0	2	2	0

- Signed as a free agent on June 1, 2012.
- Became a free agent on July 1, 2014.

Victor Bartley		D		#64	
YEAR	GP	G	A	TP	PIM
2012-13	24	0	7	7	6
2013-14	50	1	5	6	23
2014-15	37	0	10	10	26
2015-16	1	0	0	0	0
<b>TOTALS</b>	<b>112</b>	<b>1</b>	<b>22</b>	<b>23</b>	<b>55</b>

- Signed as a free agent on May 24, 2011.
- Traded to Arizona for defenseman Stefan Elliott on January 15, 2016.

Cody Bass		C		#16	
YEAR	GP	G	A	TP	PIM
2015-16	17	0	0	0	17
2016-17	9	0	0	0	19
<b>TOTALS</b>	<b>26</b>	<b>0</b>	<b>0</b>	<b>0</b>	<b>36</b>

- Signed as a free agent on July 4, 2015.
- Became a free agent on July 1, 2018.

Taylor Beck		RW		#41, 56	
YEAR	GP	G	A	TP	PIM
2012-13	16	3	4	7	2
2013-14	7	0	0	0	6
2014-15	62	8	8	16	18
<b>TOTALS</b>	<b>85</b>	<b>11</b>	<b>12</b>	<b>23</b>	<b>26</b>

- Selected by Nashville in the third round (68th overall) of the 2009 Entry Draft.
- Traded to Toronto for forward Jamie Devane on July 12, 2015.

Kris Beech		C		#15, 56	
YEAR	GP	G	A	PTS	PIM
2005-06	5	1	2	3	0

- Acquired from Pittsburgh for a conditional NHL Entry Draft selection (traded to Florida; Florida selected Derrick Lapointe) on September 9, 2005.
- Traded to Washington along with a first-round selection in the 2006 NHL Entry Draft (Semyon Varlamov) for Brendan Witt on March 9, 2006.

Steve Begin		LW		#28	
YEAR	GP	G	A	PTS	PIM
2010-11	2	0	0	0	4

- Signed as a free agent on October 20, 2010.
- Became a free agent on July 1, 2011.

Wade Belak		RW		#3	
YEAR	GP	G	A	PTS	PIM
2008-09	38	0	2	2	54
2009-10	39	0	2	2	58
2010-11	15	0	0	0	18
<b>TOTALS</b>	<b>92</b>	<b>0</b>	<b>4</b>	<b>4</b>	<b>130</b>

- Acquired from Florida for Nick Tarnasky on November 28, 2008.
- Retired on April 9, 2011.

Drake Berehowsky		D		#15	
YEAR	GP	G	A	PTS	PIM
1998-99	74	2	15	17	140
1999-00	79	12	20	32	87
2000-01	66	6	18	24	100
<b>TOTALS</b>	<b>219</b>	<b>20</b>	<b>53</b>	<b>73</b>	<b>327</b>

- Acquired from Edmonton along with Greg de Vries and Eric Fichaud for Mikhail Shtalenkov and Jim Dowd on October 1, 1998.

Bubba Berenzweig		D		#26	
YEAR	GP	G	A	PTS	PIM
1999-00	2	0	0	0	0
2000-01	5	0	0	0	0
2001-02	26	3	7	10	14
2002-03	4	0	0	0	0
<b>TOTALS</b>	<b>37</b>	<b>3</b>	<b>7</b>	<b>10</b>	<b>14</b>

- Acquired from Atlanta's second-round selection in the 2001 NHL Entry Draft (Timofei Shishkanov) on March 9, 2001.

Niclas Bergfors		RW		#18	
YEAR	GP	G	A	PTS	PIM
2011-12	11	1	1	2	2

- Acquired from NY Islanders for a fourth-round selection (Johan Halvardsson) in the 1999 NHL Entry Draft on April 19, 1999.
- Traded to Dallas along with a conditional selection in the 2004 NHL Entry Draft for Jon Sim on February 17, 2003.

Niclas Bergfors		RW		#18	
YEAR	GP	G	A	PTS	PIM
2011-12	11	1	1	2	2

- Signed as a free agent on July 3, 2011.
- Mutually terminated his contract on November 25, 2011.

Jonathon Blum		D		#7	
YEAR	GP	G	A	PTS	PIM
2010-11	23	3	5	8	8
2011-12	33	3	4	7	6
2012-13	35	1	6	7	6
<b>TOTALS</b>	<b>91</b>	<b>7</b>	<b>15</b>	<b>22</b>	<b>20</b>

- Selected by Nashville in the first round (23rd overall) in the 2007 Entry Draft.
- Became a free agent on July 1, 2013.

Brandon Bochenski		RW		#24	
YEAR	GP	G	A	PTS	PIM
2007-08	8	1	2	3	0

- Acquired from Anaheim for future considerations on February 26, 2008.
- Became a free agent on July 1, 2008.

Alexandre Boikov		D		#38	
YEAR	GP	G	A	PTS	PIM
1999-00	2	0	0	0	2
2000-01	8	0	0	0	13
<b>TOTALS</b>	<b>10</b>	<b>0</b>	<b>0</b>	<b>0</b>	<b>15</b>

- Signed as a free agent on July 26, 1999.
- Became a free agent on July 1, 2002.

Brad Bombardir		D		#5	
YEAR	GP	G	A	PTS	PIM
2003-04	13	0	0	0	4

- Acquired from Minnesota along with Sergei Zholtok for Buffalo's third-round selection (Clayton Stoner) and a fourth-round selection (Patrick Bordeleau) in the 2004 NHL Entry Draft on March 5, 2004.
- Became a free agent on July 1, 2004.

# TEAM HISTORY & RECORDS

## ALUMNI REGISTER

Radek Bonk		C			#14
YEAR	GP	G	A	PTS	PIM
2007-08	79	14	15	29	40
2008-09	66	9	16	25	34
<b>TOTALS</b>	<b>145</b>	<b>23</b>	<b>31</b>	<b>54</b>	<b>74</b>

- Signed as a free agent on July 2, 2007.
- Became a free agent on July 1, 2009.

Sebastien Bordeleau		C			#71
YEAR	GP	G	A	PTS	PIM
1998-99	72	16	24	40	26
1999-00	60	10	13	23	30
2000-01	14	2	3	5	14
<b>TOTALS</b>	<b>146</b>	<b>28</b>	<b>40</b>	<b>68</b>	<b>70</b>

- Acquired from Montreal for future considerations on June 26, 1998.
- Claimed on waivers by St. Louis on March 13, 2001.

Joel Bouchard		D			#42
YEAR	GP	G	A	PTS	PIM
1998-99	64	4	11	15	60
1999-00	52	1	4	5	23
<b>TOTALS</b>	<b>116</b>	<b>5</b>	<b>15</b>	<b>20</b>	<b>83</b>

- Claimed from Calgary in the 1998 Expansion Draft on June 26, 1998.
- Claimed on waivers by Dallas on March 14, 2000.

Reid Boucher		C			#24
YEAR	GP	G	A	PTS	PIM
2016-17	3	1	0	1	0

- Claimed on waivers from New Jersey on December 3, 2016.
- Claimed on waivers on by New Jersey on January 1, 2017.

Bob Boughner		D			#6
YEAR	GP	G	A	PTS	PIM
1998-99	79	3	10	13	137
1999-00	62	2	4	6	97
<b>TOTALS</b>	<b>141</b>	<b>5</b>	<b>14</b>	<b>19</b>	<b>234</b>

- Claimed from Buffalo in the 1998 Expansion Draft on June 26, 1998.
- Traded to Pittsburgh for Pavel Skrbek on March 13, 2000.

Gabriel Bourque		LW			#57
YEAR	GP	G	A	PTS	PIM
2011-12	43	7	12	19	6
2012-13	34	11	5	16	4
2013-14	74	9	17	26	8
2014-15	69	3	10	13	10
2015-16	22	1	3	4	18
<b>TOTALS</b>	<b>242</b>	<b>31</b>	<b>47</b>	<b>78</b>	<b>46</b>

- Selected by Nashville in the fifth round (132nd overall) in the 2009 Entry Draft.
- Became a free agent on July 1, 2016.

Francis Bouillon		D			#51
YEAR	GP	G	A	PTS	PIM
2002-03	4	0	0	0	2
2009-10	81	3	8	11	50
2010-11	44	1	9	10	27
2011-12	66	4	7	11	33
<b>TOTALS</b>	<b>195</b>	<b>8</b>	<b>24</b>	<b>32</b>	<b>112</b>

- Claimed from Montreal in the 2002 NHL Waiver Draft on October 4, 2002.
- Claimed on waivers by Montreal on October 25, 2002.
- Became a free agent on July 1, 2012.

Zach Boychuk		LW			#23
YEAR	GP	G	A	PTS	PIM
2012-13	5	1	1	2	4

- Claimed on waivers from Pittsburgh on March 5, 2013.
- Claimed on waivers by Carolina on March 21, 2013.

Dustin Boyd		C			#14
YEAR	GP	G	A	PTS	PIM
2009-10	18	3	2	5	4

- Acquired from Calgary for a fourth-round pick in the 2010 Entry Draft (Bill Arnold) on March 3, 2010.
- Traded to Montreal along with Dan Ellis for Sergei Kostitsyn on June 29, 2010.

Rich Brennan		D			#14
YEAR	GP	G	A	PTS	PIM
2001-02	4	0	0	0	2

- Signed as a free agent on August 8, 2001.
- Traded to Los Angeles for Brett Hauer on December 18, 2001.

Sheldon Brookbank		D			#34
YEAR	GP	G	A	PTS	PIM
2006-07	3	0	1	1	12

- Signed as a free agent on August 4, 2005.
- Became a free agent on July 1, 2007.

Wade Brookbank		D			#26
YEAR	GP	G	A	PTS	PIM
2003-04	9	0	0	0	38

- Claimed from Ottawa in the 2003 NHL Waiver Draft on October 3, 2003.
- Traded to Vancouver for future considerations on December 17, 2003.

Andrew Brunette		LW			#19
YEAR	GP	G	A	PTS	PIM
1998-99	77	11	20	31	26

- Claimed from Washington in the 1998 NHL Expansion Draft on June 26, 1998.
- Traded to Atlanta for a conditional selection in the 2000 NHL Entry Draft (Matt Hendricks) on June 21, 1999.

Bobby Butler		RW			#19
YEAR	GP	G	A	PTS	PIM
2012-13	20	3	6	9	4

- Claimed on waivers from New Jersey on March 4, 2013.
- Traded to Florida for TJ Brennan on June 14, 2013.

Matt Carle		D			#25
YEAR	GP	G	A	PTS	PIM
2016-17	6	0	1	1	0

- Signed as a free agent on July 27, 2016.
- Retired on November 25, 2016.

Marian Cisar		RW			#39
YEAR	GP	G	A	PTS	PIM
1999-00	3	0	0	0	4
2000-01	60	12	15	27	45
2001-02	10	1	2	3	8
<b>TOTALS</b>	<b>73</b>	<b>13</b>	<b>17</b>	<b>30</b>	<b>57</b>

- Acquired from Los Angeles for future considerations on June 1, 1998.
- Became a free agent on July 1, 2007.

Greg Classen		C			#9
YEAR	GP	G	A	PTS	PIM
2000-01	27	2	4	6	14
2001-02	55	5	6	11	30
2002-03	8	0	0	0	4
<b>TOTALS</b>	<b>90</b>	<b>7</b>	<b>10</b>	<b>17</b>	<b>48</b>

- Signed as a free agent on March 27, 2000.
- Became a free agent on July 1, 2004.
- Signed as a free agent on August 31, 2005.
- Became a free agent on July 15, 2006.

Rich Clune		RW			#16
YEAR	GP	G	A	PTS	PIM
2012-13	47	4	5	9	113
2013-14	58	3	4	7	166
2014-15	1	0	0	0	0
<b>TOTALS</b>	<b>106</b>	<b>7</b>	<b>9</b>	<b>16</b>	<b>279</b>

- Claimed on waivers from Los Angeles on January 15, 2013.
- Bought out of his contract on June 29, 2015.

Patrick Cote		LW			#17
YEAR	GP	G	A	PTS	PIM
1998-99	70	1	2	3	242
1999-00	21	0	0	0	70
<b>TOTALS</b>	<b>91</b>	<b>1</b>	<b>2</b>	<b>3</b>	<b>312</b>

- Claimed from Dallas in the 1998 NHL Expansion Draft on June 26, 1998.
- Traded to Edmonton for a fifth-round selection in the 2000 NHL Entry Draft (Matt Koalska) on June 12, 2000.

Phil Crowe		RW			#26
YEAR	GP	G	A	PTS	PIM
1999-00	4	0	0	0	10

- Acquired from Atlanta for future considerations on June 26, 1999.
- Became a free agent on July 1, 2000.

Matt Cullen		C/RW			#7
YEAR	GP	G	A	PTS	PIM
2013-14	77	10	29	39	32
2014-15	62	7	18	25	16
<b>TOTALS</b>	<b>139</b>	<b>17</b>	<b>47</b>	<b>64</b>	<b>48</b>

- Signed as a free agent on July 5, 2013.
- Became a free agent on July 1, 2015.

J.J. Daigneault		D			#36
YEAR	GP	G	A	PTS	PIM
1998-99	35	2	2	4	38

- Claimed from NY Islanders in the 1998 NHL Expansion Draft on June 26, 1998.
- Traded to Phoenix for future considerations on January 13, 1999.

Jeff Daniels		LW			#32
YEAR	GP	G	A	PTS	PIM
1998-99	9	1	3	4	2

- Claimed from Carolina in the 1998 NHL Expansion Draft on June 26, 1998.
- Became a free agent on July 1, 1999.

Mathieu Darche		LW			#32
YEAR	GP	G	A	PTS	PIM
2003-04	2	0	0	0	0

- Signed as a free agent on September 10, 2003.
- Became a free agent on July 1, 2004.

# TEAM HISTORY & RECORDS

## ALUMNI REGISTER

### Andy Delmore

YEAR	GP	G	A	PTS	PIM
2001-02	73	16	22	38	22
2002-03	71	18	16	34	28
<b>TOTALS</b>	<b>144</b>	<b>34</b>	<b>38</b>	<b>72</b>	<b>50</b>

- Acquired from Philadelphia for a third-round selection in the 2002 NHL Entry Draft (traded to Phoenix; Phoenix selected Joe Callahan) on July 31, 2001.
- Traded to Buffalo for a third-round selection in the 2004 NHL Entry Draft (traded to Minnesota; Minnesota selected Clayton Stoner) on June 27, 2003.

### Michael Del Zotto

YEAR	GP	G	A	PTS	PIM
2013-14	25	1	4	5	8

- Acquired from NY Rangers for Kevin Klein on January 22, 2014.
- Became a free agent on July 1, 2014.

### J-P Dumont

YEAR	GP	G	A	PTS	PIM
2006-07	82	21	45	66	28
2007-08	80	29	43	72	34
2008-09	82	16	49	65	20
2009-10	74	17	28	45	20
2010-11	70	10	9	19	16
<b>TOTALS</b>	<b>388</b>	<b>93</b>	<b>174</b>	<b>267</b>	<b>118</b>

- Signed as a free agent on August 29, 2006.
- Bought out of his contract on June 30, 2011.

### Greg de Vries

YEAR	GP	G	A	PTS	PIM
1998-99	6	0	0	0	4
2007-08	77	4	11	15	71
2008-09	71	1	4	5	65
<b>TOTALS</b>	<b>154</b>	<b>5</b>	<b>15</b>	<b>20</b>	<b>140</b>

- Acquired from Edmonton along with Eric Fichaud and Drake Berehowsky for Mikhail Shtalenkov and Jim Dowd on October 1, 1998.
- Traded to Colorado for a third-round selection in the 1999 Entry Draft (traded to Colorado; Colorado selected Branko Radivojevic) on October 24, 1998.
- Signed as a free agent on July 2, 2007.
- Became a free agent on July 1, 2009.

### Steve Dubinsky

YEAR	GP	G	A	PTS	PIM
2001-02	26	5	2	7	10

- Acquired from Chicago for future considerations on February 6, 2002.
- Became a free agent on July 1, 2002.

### Mark Eaton

YEAR	GP	G	A	PTS	PIM
2000-01	34	3	8	11	14
2001-02	58	3	5	8	24
2002-03	50	2	7	9	22
2003-04	75	4	9	13	26
2005-06	69	3	1	4	44
<b>TOTALS</b>	<b>286</b>	<b>15</b>	<b>30</b>	<b>45</b>	<b>130</b>

- Acquired from Philadelphia for Detroit's third-round selection in the 2001 NHL Entry Draft (Patrick Sharp) on September 29, 2000.
- Became a free agent on July 1, 2006.

### Patrick Eaves

YEAR	GP	G	A	PTS	PIM
2013-14	5	0	0	0	0

- Acquired from Detroit along with Calle Jarnkrok and Detroit's second-round selection in the 2014 Entry Draft

(traded to San Jose; San Jose selected Julius Bergman) for David Legwand on March 5, 2014.  
 • Became a free agent on July 1, 2014.

### Stefan Elliott

YEAR	GP	G	A	PTS	PIM
2015-16	2	0	0	0	0

- Acquired from Arizona for Victor Bartley on January 15, 2016.
- Became a free agent on July 1, 2016.

### Alexei Emelin

YEAR	GP	G	A	PTS	PIM
2017-18	76	1	8	9	40

- Acquired from Vegas for Nashville's third-round pick in the 2019 NHL Draft on July 1, 2017.
- Became a free agent on July 1, 2018.

### Martin Erat

YEAR	GP	G	A	PTS	PIM
2001-02	80	9	24	33	32
2002-03	27	1	7	8	14
2003-04	76	16	33	49	38
2005-06	80	20	29	49	76
2006-07	68	16	41	57	50
2007-08	76	23	34	57	40
2008-09	71	17	33	50	48
2009-10	74	21	28	49	50
2010-11	64	17	33	50	22
2011-12	71	19	39	58	30
2012-13	36	4	17	21	26
<b>TOTALS</b>	<b>723</b>	<b>163</b>	<b>318</b>	<b>481</b>	<b>426</b>

- Selected by Nashville in the seventh round (191st overall) of the 1999 NHL Entry Draft.
- Traded to Washington with Michael Latta for Filip Forsberg on April 3, 2013.

### Mike Farrell

YEAR	GP	G	A	PTS	PIM
2003-04	1	0	0	0	0

- Acquired from Washington for Alexander Riazantsev on July 14, 2003.
- Became a free agent on July 1, 2004.

### Vernon Fiddler

YEAR	GP	G	A	PTS	PIM
2002-03	19	4	2	6	14
2003-04	17	0	0	0	23
2005-06	40	8	4	12	42
2006-07	72	11	15	26	40
2007-08	79	11	21	32	47
2008-09	78	11	6	17	24
2016-17	20	1	0	1	37
<b>TOTALS</b>	<b>325</b>	<b>46</b>	<b>48</b>	<b>94</b>	<b>227</b>

- Signed as a free agent on May 6, 2002.
- Became a free agent on July 1, 2009.
- Acquired from New Jersey for a fourth-round selection in the 2017 NHL Entry Draft on February 4, 2017 (traded to NY Rangers via San Jose; NY Rangers selected Brandon Crawley).
- Became a free agent on July 1, 2017.

### Tom Fitzgerald

YEAR	GP	G	A	PTS	PIM
1998-99	80	13	19	32	48
1999-00	82	13	9	22	66
2000-01	82	9	9	18	71
2001-02	63	7	9	16	33
<b>TOTALS</b>	<b>307</b>	<b>42</b>	<b>46</b>	<b>88</b>	<b>218</b>

- Signed as a free agent on July 6, 1998.

- Traded to Chicago for a fourth-round selection in the 2003 NHL Entry Draft (traded to Anaheim; Anaheim selected Nathan Saunders) and future considerations on March 13, 2002.

### Rory Fitzpatrick

YEAR	GP	G	A	PTS	PIM
2000-01	2	0	0	0	2

- Acquired from St. Louis for Dan Keczmer on February 9, 2000.
- Traded to Edmonton for future considerations on January 12, 2001.

### Mike Fisher

YEAR	GP	G	A	PTS	PIM
2010-11	27	5	7	12	10
2011-12	72	24	27	51	33
2012-13	38	10	11	21	27
2013-14	75	20	29	49	60
2014-15	59	19	20	39	39
2015-16	70	13	10	23	29
2016-17	72	18	24	42	55
2017-18	16	2	2	4	8
<b>TOTALS</b>	<b>429</b>	<b>111</b>	<b>130</b>	<b>241</b>	<b>261</b>

- Acquired from the Ottawa Senators for first-round selection in the 2011 NHL Entry Draft (Stefan Noesen) and a third-round selection in the 2012 NHL Entry Draft (Jarrod Maidens) on February 10, 2011.
- Retired on August 3, 2017.
- Signed as a free agent on Feb. 26, 2018.
- Retired on May 12, 2018.

### Peter Forsberg

YEAR	GP	G	A	PTS	PIM
2006-07	17	2	13	15	16

- Acquired from Philadelphia for Scottie Upshall, Ryan Parent and a first-round (traded to Nashville; Nashville selected Jonathon Blum) and third-round (traded to Washington; Washington selected Phil Desimone) selection in the 2007 NHL Entry Draft on February 15, 2007.
- Became a free agent on July 1, 2007.

### Cody Franson

YEAR	GP	G	A	PTS	PIM
2009-10	61	6	15	21	16
2010-11	80	8	21	29	30
2014-15	23	1	3	4	2
<b>TOTALS</b>	<b>164</b>	<b>15</b>	<b>39</b>	<b>54</b>	<b>48</b>

- Selected by Nashville in the third round (79th overall) of the 2005 NHL Entry Draft.
- Traded to Toronto along with Matthew Lombardi for Brett Leibel, Robert Slaney and a 2013 fourth-round selection (traded to St. Louis; St. Louis selected Zachary Pochiro) on July 3, 2011.
- Acquired along with Mike Santorelli from Toronto for Nashville's first selection in the 2015 Entry Draft (traded to Philadelphia; Philadelphia selected Travis Konecny), and forwards Olli Jokinen and Brendan Leipsic on February 15, 2015.
- Became a free agent on July 1, 2015.

### Doug Friedman

YEAR	GP	G	A	PTS	PIM
1998-99	2	0	1	1	14

- Claimed from Edmonton in the 1998 NHL Expansion Draft on June 26, 1998.
- Became a free agent on July 1, 1999.

# TEAM HISTORY & RECORDS

## ALUMNI REGISTER

Simon Gamache					LPW	#20, 41
YEAR	GP	G	A	PTS	PIM	
2003-04	7	1	0	1	0	
2005-06	11	0	0	0	0	
<b>TOTALS</b>	<b>18</b>	<b>1</b>	<b>0</b>	<b>1</b>	<b>0</b>	

- Acquired from Atlanta with Kirill Sazonov for Tomas Kloucek and Ben Simon on December 2, 2003.
- Claimed on waivers by St. Louis on November 29, 2005.
- Claimed on waivers from St. Louis on January 28, 2006.
- Became a free agent on July 1, 2006.

Paul Gaustad					C	#28
YEAR	GP	G	A	PTS	PIM	
2011-12	14	0	4	4	6	
2012-13	23	2	3	5	20	
2013-14	75	10	11	21	61	
2014-15	73	4	10	14	60	
2015-16	63	2	4	6	46	
<b>TOTALS</b>	<b>248</b>	<b>18</b>	<b>32</b>	<b>50</b>	<b>193</b>	

- Acquired from Buffalo along with a fourth-round selection in the 2013 NHL Entry Draft (Juse Saros) for a first-round pick in the 2012 NHL Entry Draft (traded to Calgary; Calgary selected Mark Jankowski) on February 27, 2012.
- Became a free agent on July 1, 2016.

Martin Gelinas					LPW	#23
YEAR	GP	G	A	PTS	PIM	
2007-08	57	9	11	20	20	

- Signed as a free agent on July 26, 2008.
- Became a free agent on July 1, 2008.

Blake Geoffrion					C	#5
YEAR	GP	G	A	PTS	PIM	
2010-11	20	6	2	8	7	
2011-12	22	0	3	3	17	
<b>TOTALS</b>	<b>42</b>	<b>6</b>	<b>5</b>	<b>11</b>	<b>24</b>	

- Selected by Nashville in the second round (56th overall) of the 2006 NHL Entry Draft.
- Traded to Montreal along with a 2012 second-round pick (Dalton Thrower) and forward Robert Slaney for defenseman Hal Gill and a conditional fifth-round pick in the 2013 Entry Draft (traded to Los Angeles via Montreal; Los Angeles selected Patrik Bartosak) on February 17, 2012.

Brent Gilchrist					LPW	#41
YEAR	GP	G	A	PTS	PIM	
2002-03	41	1	2	3	14	

- Signed as a free agent on July 11, 2002.
- Became a free agent on July 1, 2003.

Hal Gill					D	#75
YEAR	GP	G	A	PTS	PIM	
2011-12	23	0	5	5	20	
2012-13	18	0	0	0	12	
<b>TOTALS</b>	<b>41</b>	<b>0</b>	<b>5</b>	<b>5</b>	<b>32</b>	

- Acquired along with a conditional fifth-round pick in the 2013 Entry Draft (traded to Los Angeles via Montreal; Los Angeles selected Patrik Bartosak) for forwards Blake Geoffrion, Robert Slaney and a 2012 second-round pick (Dalton Thrower) on February 17, 2012.
- Bought out of his contract on July 4, 2013.

Samuel Girard					D	#49
YEAR	GP	G	A	PTS	PIM	
2017-18	5	1	2	3	2	

- Selected by Nashville in the second round (47th overall) of the 2016 NHL Entry Draft.
- Traded to Colorado with Vladislav Kamenev and Nashville's second-round pick (traded to Pittsburgh;

Pittsburgh selected Filip Hallander) in the 2018 NHL Draft for Kyle Turris.

Marcel Goc					C	#9
YEAR	GP	G	A	PTS	PIM	
2009-10	73	12	18	30	14	
2010-11	51	9	15	24	6	
<b>TOTALS</b>	<b>124</b>	<b>21</b>	<b>33</b>	<b>54</b>	<b>20</b>	

- Signed as a free agent on August 21, 2009.
- Became a free agent on July 1, 2011.

David Gosselin					LPW	#40
YEAR	GP	G	A	PTS	PIM	
1999-00	10	2	1	3	6	
2001-02	3	0	0	0	5	
<b>TOTALS</b>	<b>13</b>	<b>2</b>	<b>1</b>	<b>3</b>	<b>11</b>	

- Signed as a free agent on July 9, 1998.
- Traded to Dallas along with a fifth-round selection in the 2003 NHL Entry Draft (Eero Kilpelainen) for Ed Belfour and Cameron Mann on June 29, 2002.

Petter Granberg					D	#8
YEAR	GP	G	A	PTS	PIM	
2015-16	27	0	2	2	13	
2016-17	10	0	0	0	10	
<b>TOTALS</b>	<b>37</b>	<b>0</b>	<b>2</b>	<b>2</b>	<b>23</b>	

- Claimed off waivers from Toronto on November 22, 2015.
- Became a free agent on July 1, 2017.

Derek Grant					C	#27
YEAR	GP	G	A	PTS	PIM	
2016-17	6	0	1	1	5	

- Claimed off waivers from Buffalo on January 11, 2017.
- Claimed on waivers by Buffalo on February 6, 2017.

Triston Grant					LPW	#21
YEAR	GP	G	A	PTS	PIM	
2009-10	3	0	0	0	9	

- Acquired from Philadelphia along with a seventh-round pick in the 2009 Entry Draft (traded to St. Louis; St. Louis selected Maxwell Tardy) for defenseman Janne Niskala on June 24, 2008.
- Became a free agent on July 1, 2010.

Denis Grebeshkov					D	#37
YEAR	GP	G	A	PTS	PIM	
2009-10	4	1	1	2	6	

- Acquired from Edmonton for a second-round selection in the 2010 Entry Draft (Curtis Hamilton).
- Became a free agent on July 1, 2010.

Stu Grimson					LPW	#8
YEAR	GP	G	A	PTS	PIM	
2001-02	30	1	1	2	76	

- Signed as a free agent on July 2, 2001.
- Retired on June 3, 2003.

Ben Guite					RW	#24
YEAR	GP	G	A	PTS	PIM	
2009-10	6	0	0	0	4	

- Signed as a free agent on July 4, 2009.
- Became a free agent on July 1, 2010.

Sean Haggerty					LPW	#36
YEAR	GP	G	A	PTS	PIM	
2000-01	3	0	1	1	0	

- Claimed on waivers from NY Islanders on May 23, 2000.
- Became a free agent on July 1, 2001.

Matt Halischuk					RW	#24
YEAR	GP	G	A	PTS	PIM	
2010-11	27	4	8	12	2	
2011-12	73	15	13	28	27	
2012-13	36	5	6	11	10	
<b>TOTALS</b>	<b>136</b>	<b>24</b>	<b>27</b>	<b>51</b>	<b>39</b>	

- Acquired from New Jersey along with a second-round selection in the 2011 Entry Draft (Magnus Hellberg) for forward Jason Arnett.
- Became a free agent on July 1, 2013.

Adam Hall					RW	#18, 34
YEAR	GP	G	A	PTS	PIM	
2001-02	1	0	1	1	0	
2002-03	79	16	12	28	31	
2003-04	79	13	14	27	37	
2005-06	75	14	15	29	40	
<b>TOTALS</b>	<b>234</b>	<b>43</b>	<b>42</b>	<b>85</b>	<b>108</b>	

- Selected by Nashville in the second round (52nd overall) of the 1999 NHL Entry Draft.
- Traded to NY Rangers for Dominic Moore on July 19, 2006.

Scott Hannan					D	#22
YEAR	GP	G	A	PTS	PIM	
2012-13	20	3	6	9	4	

- Signed as a free agent on Aug. 17, 2012.
- Traded to San Jose for a fifth-round selection in the 2013 Entry Draft (Tommy Velleux) on April 3, 2013.

Scott Hartnell					RW	#17
YEAR	GP	G	A	PTS	PIM	
2000-01	75	2	14	16	48	
2001-02	75	14	27	41	111	
2002-03	82	12	22	34	101	
2003-04	59	18	15	33	87	
2005-06	81	25	23	48	101	
2006-07	64	22	17	39	96	
2017-18	62	13	11	24	82	
<b>TOTALS</b>	<b>498</b>	<b>106</b>	<b>129</b>	<b>235</b>	<b>626</b>	

- Selected by Nashville in the first round (6th overall) of the 2000 NHL Entry Draft.
- Traded with Kimmo Timmonen to Philadelphia for Nashville's first-round draft pick (previously acquired; Nashville selected Jonathon Blum) in the 2007 NHL Draft.
- Signed as a free agent on July 1, 2017.
- Became a free agent on July 1, 2018.

Brett Hauer					D	#14
YEAR	GP	G	A	PTS	PIM	
2001-02	3	0	0	0	6	

- Acquired from Los Angeles for Rich Brennan on December 18, 2001.
- Became a free agent on July 17, 2002.

Darren Haydar					RW	#54
YEAR	GP	G	A	PTS	PIM	
2002-03	2	0	0	0	0	

- Selected by Nashville in the ninth round (248th overall) of the 1999 NHL Entry Draft.
- Became a free agent on July 1, 2006.

Kevin Henderson					LPW	#46
YEAR	GP	G	A	PTS	PIM	
2013-14	4	1	0	1	0	

- Signed as a free agent on July 1, 2012.
- Became a free agent on July 1, 2015.

# TEAM HISTORY & RECORDS

## ALUMNI REGISTER

<b>Matt Henderson</b>					<b>LW</b>	<b>#47</b>
YEAR	GP	G	A	PTS	PIM	
1998-99	2	0	0	0	2	

- Signed as a free agent on July 13, 1998.
- Traded to Philadelphia for Paul Healey on September 27, 1999.

<b>Matt Hendricks</b>					<b>LW</b>	<b>#26</b>
YEAR	GP	G	A	PTS	PIM	
2013-14	44	2	2	4	54	

- Signed as a free agent on July 5, 2013.
- Traded to Edmonton for Devan Dubnyk on January 15, 2014.

<b>Jukka Hentunen</b>					<b>RW</b>	<b>#27</b>
YEAR	GP	G	A	PTS	PIM	
2001-02	10	2	2	4	0	

- Acquired from Calgary for a conditional selection in the 2003 NHL Entry Draft on March 17, 2002.
- Became a free agent on July 1, 2006.

<b>Jamie Heward</b>					<b>D</b>	<b>#20</b>
YEAR	GP	G	A	PTS	PIM	
1998-99	63	6	12	18	44	

- Signed as a free agent on August 6, 1998.
- Became a free agent on July 1, 1999.

<b>Jack Hillen</b>					<b>D</b>	<b>#38</b>
YEAR	GP	G	A	PTS	PIM	
2011-12	55	2	4	6	20	

- Signed as a free agent on August 8, 2011.
- Became a free agent on July 1, 2012.

<b>Jan Hlavac</b>					<b>LW</b>	<b>#17</b>
YEAR	GP	G	A	PTS	PIM	
2007-08	18	3	10	13	8	

- Acquired from Tampa Bay for a seventh-round selection in the 2008 NHL Entry Draft (traded to Philadelphia; Philadelphia selected Joacim Eriksson) on February 26, 2008.
- Became a free agent on July 1, 2008.

<b>Shane Hnidy</b>					<b>D</b>	<b>#34</b>
YEAR	GP	G	A	PTS	PIM	
2003-04	9	0	2	2	10	

- Acquired from Ottawa for Colorado's third-round choice in the 2004 NHL Entry Draft (Peter Regin) on March 9, 2004.
- Traded to Atlanta for a fourth-round selection in the 2006 NHL Entry Draft (Niko Snellman) on July 30, 2005.

<b>Cody Hodgson</b>					<b>C</b>	<b>#11</b>
YEAR	GP	G	A	PTS	PIM	
2015-16	39	3	5	8	6	

- Signed as a free agent on July 1, 2015.
- Became a free agent on July 1, 2016.

<b>Darcy Hordichuk</b>					<b>LW</b>	<b>#16</b>
YEAR	GP	G	A	PTS	PIM	
2005-06	74	7	6	13	163	
2006-07	53	1	3	4	90	
2007-08	45	1	2	3	60	
<b>TOTALS</b>	<b>172</b>	<b>9</b>	<b>11</b>	<b>20</b>	<b>313</b>	

- Acquired from Florida for a fourth-round selection in the 2005 NHL Entry Draft (Matt Duffy) on July 27, 2005.
- Traded to Carolina along with a fifth-round selection in the 2010 NHL Entry Draft (traded to Phoenix; Phoenix selected Louis Domingue) for a fifth-round selection in the 2009 NHL Entry Draft (traded to Tampa Bay; Tampa Bay selected Michael Zador) on June 19, 2008.

<b>Bill Houlder</b>					<b>D</b>	<b>#3, 23</b>
YEAR	GP	G	A	PTS	PIM	
1999-00	57	2	12	14	24	
2000-01	81	4	12	16	40	
2001-02	82	0	8	8	40	
2002-03	82	2	4	6	46	
<b>TOTALS</b>	<b>302</b>	<b>8</b>	<b>36</b>	<b>44</b>	<b>150</b>	

- Claimed on waivers from Tampa Bay on November 10, 1999.
- Became a free agent on July 1, 2003.

<b>Patric Hornqvist</b>					<b>RW</b>	<b>#27</b>
YEAR	GP	G	A	PTS	PIM	
2008-09	28	2	5	7	16	
2009-10	80	30	21	51	40	
2010-11	79	21	27	48	47	
2011-12	76	27	16	43	28	
2012-13	24	4	10	14	14	
2013-14	76	22	31	53	28	
<b>TOTALS</b>	<b>363</b>	<b>106</b>	<b>110</b>	<b>216</b>	<b>173</b>	

- Selected by Nashville in the seventh round (230th overall) of the 2005 NHL Entry Draft on July 31, 2005.
- Traded to Pittsburgh with Nick Spaling for James Neal on June 27, 2014.

<b>Cale Hulse</b>					<b>D</b>	<b>#32</b>
YEAR	GP	G	A	PTS	PIM	
2000-01	82	1	7	8	128	
2001-02	63	0	2	2	121	
2002-03	80	2	6	8	121	
<b>TOTALS</b>	<b>225</b>	<b>3</b>	<b>15</b>	<b>18</b>	<b>370</b>	

- Acquired from Calgary along with a third-round selection in the 2001 NHL Entry Draft (Denis Platonov) for Sergei Krivokrasov on March 14, 2000.
- Became a free agent on July 1, 2003.

<b>Brad Hunt</b>					<b>D</b>	<b>#24</b>
YEAR	GP	G	A	PTS	PIM	
2016-17	3	0	1	1	0	

- Claimed on waivers from St. Louis on January 17, 2017.
- Became a free agent on July 1, 2017.

<b>Andrew Hutchinson</b>					<b>D</b>	<b>#42</b>
YEAR	GP	G	A	PTS	PIM	
2003-04	18	4	4	8	4	

- Selected by Nashville in the second round (54th overall) of the 1999 NHL Entry Draft on June 26, 1999.
- Traded to Carolina for a third-round selection in the 2005 NHL Entry Draft (Teemu Laakso) on July 29, 2005.

<b>Barret Jackman</b>					<b>D</b>	<b>#5</b>
YEAR	GP	G	A	PTS	PIM	
2015-16	73	1	4	5	76	

- Signed as a free agent on July 1, 2015.
- Bought out of his contract on July 1, 2016.

<b>Andreas Johansson</b>					<b>LW</b>	<b>#21</b>
YEAR	GP	G	A	PTS	PIM	
2002-03	56	20	17	37	22	
2003-04	47	12	15	27	26	
<b>TOTALS</b>	<b>103</b>	<b>32</b>	<b>32</b>	<b>64</b>	<b>48</b>	

- Signed as a free agent on September 4, 2002.
- Became a free agent on July 1, 2004.

<b>Greg Johnson</b>					<b>C</b>	<b>#22</b>
YEAR	GP	G	A	PTS	PIM	
1998-99	68	16	34	50	24	
1999-00	82	11	33	44	40	
2000-01	82	15	17	32	46	
2001-02	82	18	26	44	38	

2002-03	38	8	9	17	22
2003-04	82	14	18	32	33
2005-06	68	11	8	19	10
<b>TOTALS</b>	<b>502</b>	<b>93</b>	<b>145</b>	<b>238</b>	<b>213</b>

- Claimed from Chicago in the 1998 NHL Expansion Draft on June 26, 1998.
- Became a free agent on July 1, 2006.

<b>Olli Jokinen</b>					<b>RW</b>	<b>#13</b>
YEAR	GP	G	A	PTS	PIM	
2014-15	48	3	3	6	26	

- Signed as a free agent on July 2, 2014.
- Traded to Toronto along with Nashville's first selection in the 2015 Entry Draft traded to Philadelphia; Philadelphia selected Travis Konecny and Brendan Leipsic for Cody Franson and Mike Santorelli on February 15, 2015.

<b>Ryan Jones</b>					<b>RW</b>	<b>#28</b>
YEAR	GP	G	A	PTS	PIM	
2008-09	46	7	10	17	22	
2009-10	41	7	4	11	18	
<b>TOTALS</b>	<b>87</b>	<b>14</b>	<b>14</b>	<b>28</b>	<b>40</b>	

- Acquired from Minnesota along with a second-round selection in the 2009 NHL Entry Draft (Charles-Olivier Rousseau) for defenseman Marek Zidlicky on July 1, 2008.
- Claimed on waivers by Edmonton on March 3, 2010.

<b>Seth Jones</b>					<b>D</b>	<b>#3</b>
YEAR	GP	G	A	PTS	PIM	
2013-14	77	6	19	25	24	
2014-15	82	8	19	27	20	
2015-16	40	1	10	11	10	
<b>TOTALS</b>	<b>199</b>	<b>15</b>	<b>48</b>	<b>63</b>	<b>54</b>	

- Selected by Nashville in the first round (fourth overall) of the 2013 NHL Entry Draft on June 30, 2013.
- Traded to Columbus for forward Ryan Johansen on January 6, 2016.

<b>Vladislav Kamenev</b>					<b>LW</b>	<b>#50</b>
YEAR	GP	G	A	PTS	PIM	
2016-17	2	0	0	0	2	

- Traded to Colorado with defenseman Samuel Girard and a second-round pick in the 2018 NHL Draft (traded to Pittsburgh; Pittsburgh selected Filip Hallander) for forward Kyle Turris.

<b>Jere Kralahti</b>					<b>D</b>	<b>#13, 16</b>
YEAR	GP	G	A	PTS	PIM	
2001-02	15	0	1	1	12	

- Acquired from Los Angeles along with a conditional selection in the 2003 NHL Entry Draft (Teemu Lassila) for Cliff Ronning on March 16, 2002.
- Became a free agent on July 1, 2003.

<b>Paul Kariya</b>					<b>LW</b>	<b>#9</b>
YEAR	GP	G	A	PTS	PIM	
2005-06	82	31	54	85	40	
2006-07	82	24	52	76	36	
<b>TOTALS</b>	<b>164</b>	<b>55</b>	<b>106</b>	<b>161</b>	<b>76</b>	

- Signed as a free agent on August 5, 2005.
- Became a free agent on July 1, 2007.

<b>Dan Keczmer</b>					<b>D</b>	<b>#2</b>
YEAR	GP	G	A	PTS	PIM	
1998-99	16	0	0	0	12	
1999-00	24	0	5	5	28	
<b>TOTALS</b>	<b>40</b>	<b>0</b>	<b>5</b>	<b>5</b>	<b>40</b>	

- Claimed on waivers from Dallas on March 12, 1999.
- Traded to St. Louis for Rory Fitzpatrick on February 9, 2000.

# TEAM HISTORY & RECORDS

## ALUMNI REGISTER

Patric Kjellberg	RW		#10		
YEAR	GP	G	A	PTS	PIM
1998-99	71	11	20	31	24
1999-00	82	23	23	46	14
2000-01	81	14	31	45	12
2001-02	12	1	3	4	6
<b>TOTALS</b>	<b>246</b>	<b>49</b>	<b>77</b>	<b>126</b>	<b>56</b>

- Signed as a free agent on June 27, 1998.
- Traded to Anaheim for Petr Tenkrat on November 1, 2001.

Linus Klasen	LW		#58		
YEAR	GP	G	A	PTS	PIM
2001-02	4	0	0	0	0

- Signed as a free agent on April 20, 2010.
- Became a free agent on July 1, 2013.

Kevin Klein	D		#8, 49		
YEAR	GP	G	A	PTS	PIM
2005-06	2	0	0	0	0
2006-07	3	1	0	1	0
2007-08	13	0	2	2	6
2008-09	63	4	8	12	19
2009-10	81	1	10	11	27
2010-11	81	2	16	18	24
2011-12	66	4	17	21	4
2012-13	47	3	11	14	9
2013-14	47	1	2	3	21
<b>TOTALS</b>	<b>403</b>	<b>16</b>	<b>66</b>	<b>82</b>	<b>110</b>

- Selected by Nashville in the second round (37th overall) of the 2003 NHL Entry Draft on June 21, 2003.
- Traded to NY Rangers for Michael Del Zotto on January 22, 2014.

Tomas Kloucek	D		#5, 28		
YEAR	GP	G	A	PTS	PIM
2002-03	3	0	0	0	2
2003-04	5	0	1	1	10
<b>TOTALS</b>	<b>8</b>	<b>0</b>	<b>1</b>	<b>1</b>	<b>12</b>

- Acquired from NY Rangers along with Rem Murray and Marek Zidlicky for Mike Dunham on December 12, 2002.
- Traded to Atlanta along with Ben Simon for Simon Gamache and Kirill Safronov on December 2, 2003.

Ville Koistinen	D		#4		
YEAR	GP	G	A	PTS	PIM
2007-08	48	4	13	17	18
2008-09	38	3	8	11	14
<b>TOTALS</b>	<b>86</b>	<b>7</b>	<b>21</b>	<b>28</b>	<b>32</b>

- Signed as a free agent on May 18, 2006.
- Became a free agent on July 1, 2009.

Andrei Kostitsyn	LW		#46		
YEAR	GP	G	A	PTS	PIM
2011-12	19	4	8	12	10

- Acquired from Montreal for a second-round pick in the 2013 Entry Draft (Jacob de la Rose) and a conditional 2013 fifth-round pick previously acquired from Montreal (traded to Los Angeles; Los Angeles selected Patrik Bartosak) on February 27, 2012.
- Became a free agent on July 1, 2012.

Sergei Kostitsyn	RW		#74		
YEAR	GP	G	A	PTS	PIM
2010-11	77	23	27	50	20
2011-12	75	17	26	43	34
2012-13	46	3	12	15	11
<b>TOTALS</b>	<b>198</b>	<b>43</b>	<b>65</b>	<b>108</b>	<b>65</b>

- Acquired from Montreal for forward Dustin Boyd and goaltender Dan Ellis on June 29, 2010.
- Mutually terminated his contract on July 4, 2013.

Sergei Krivokrasov	RW		#25		
YEAR	GP	G	A	PTS	PIM
1998-99	70	25	23	48	42
1999-00	63	9	17	26	40
<b>TOTALS</b>	<b>133</b>	<b>34</b>	<b>40</b>	<b>74</b>	<b>82</b>

- Acquired from Chicago for future considerations on June 26, 1998.
- Traded to Calgary for Cale Hulse and a third-round selection in the 2001 NHL Entry Draft (Denis Platonov) on March 14, 2000.

Teemu Laakso	D		#32, 4, 2		
YEAR	GP	G	A	PTS	PIM
2009-10	7	0	0	0	2
2010-11	1	0	0	0	0
2011-12	9	0	0	0	8
<b>TOTALS</b>	<b>17</b>	<b>0</b>	<b>0</b>	<b>0</b>	<b>10</b>

- Selected by Nashville in the third round (78th overall) of the 2005 NHL Entry Draft.
- Became a free agent on July 1, 2015.

Josh Langford	C		#15		
YEAR	GP	G	A	PTS	PIM
2007-08	2	0	0	0	0

- Signed as a free agent on September 4, 2007.
- Became a free agent on July 1, 2008.

Denny Lambert	LW		#28		
YEAR	GP	G	A	PTS	PIM
1998-99	76	5	11	16	218

- Claimed from Ottawa in the 1998 NHL Expansion Draft on June 26, 1998.
- Traded to Atlanta for Randy Robitaille on August 16, 1999.

Patrick Leahy	RW		#28		
YEAR	GP	G	A	PTS	PIM
2006-07	1	0	0	0	0

- Signed as a free agent on July 17, 2006.
- Became a free agent on July 1, 2007.

David Legwand	C		#11		
Season	GP	G	A	PTS	PIM
1998-99	1	0	0	0	0
1999-00	71	13	15	28	30
2000-01	81	13	28	41	38
2001-02	63	11	19	30	54
2002-03	64	17	31	48	34
2003-04	82	18	29	47	46
2005-06	44	7	19	26	34
2006-07	78	27	36	63	44
2007-08	65	15	29	44	38
2008-09	73	20	22	42	32
2009-10	82	11	27	38	24
2010-11	64	17	24	41	24
2011-12	78	19	34	53	26
2012-13	48	12	13	25	20
2013-14	62	10	30	40	30
<b>TOTALS</b>	<b>956</b>	<b>210</b>	<b>356</b>	<b>566</b>	<b>474</b>

- Selected by Nashville in the first round (2nd overall) of the 1998 NHL Entry Draft on June 27, 1998.
- Traded to Detroit for Patrick Eaves, Calle Jankrok and Detroit's second-round selection in the 2014 Entry Draft (traded to San Jose; San Jose selected Julius Bergman) on March 5, 2014.

Mikko Lehtonen	D		#42		
YEAR	GP	G	A	PTS	PIM
2006-07	15	1	2	3	8

- Selected by Nashville in the ninth round (271st overall) of the 2001 NHL Entry Draft.

- Traded to Buffalo for a fourth-round selection in the 2007 NHL Entry Draft (Mark Santorelli) on February 27, 2007.

Michael Lymbas	LW		#17		
YEAR	GP	G	A	PTS	PIM
2016-17	1	0	0	0	0

- Signed as a free agent on July 5, 2016.
- Became a free agent on July 1, 2017.

Richard Lintner	D		#41		
YEAR	GP	G	A	PTS	PIM
1999-00	33	1	5	6	22
2000-01	50	3	5	8	22
<b>TOTALS</b>	<b>83</b>	<b>4</b>	<b>10</b>	<b>14</b>	<b>44</b>

- Acquired from Phoenix along with Cliff Ronning for future considerations on October 31, 1998.
- Traded to NY Rangers for Peter Smrek on March 19, 2002.

Matthew Lombardi	C		#15		
YEAR	GP	G	A	PTS	PIM
2010-11	2	0	0	0	0

- Signed as a free agent on July 2, 2010.
- Traded to Toronto along with Cody Franson and Robert Slaney for Brett Leiba and a fourth-round selection in the 2013 Entry Draft (traded to St. Louis; St. Louis selected Zachary Pochiro) on July 3, 2011.

Cameron Mann	RW		#28		
YEAR	GP	G	A	PTS	PIM
2002-03	4	0	0	0	0

- Acquired from Dallas along with Ed Belfour for David Gosselin and a fifth-round selection in the 2003 NHL Entry Draft (Eero Kumpulainen) on June 29, 2002.
- Became a free agent on July 1, 2003.

Danny Markov	D		#55		
YEAR	GP	G	A	PTS	PIM
2005-06	58	0	11	11	62

- Acquired from Philadelphia for a third-round selection in the 2006 NHL Entry Draft (traded to Los Angeles; Los Angeles selected Bud Holloway) on August 2, 2005.
- Became a free agent on July 1, 2006.

Brian McGrattan	RW		#23		
YEAR	GP	G	A	PTS	PIM
2011-12	30	0	2	2	61
2012-13	2	0	0	0	0
<b>TOTALS</b>	<b>32</b>	<b>0</b>	<b>2</b>	<b>2</b>	<b>61</b>

- Claimed on waivers from Anaheim on October 11, 2011.
- Traded to Calgary for Joe Piskula on Feb. 28, 2013.

Jim McKenzie	LW		#19		
YEAR	GP	G	A	PTS	PIM
2003-04	61	1	3	4	88

- Signed as a free agent on July 22, 2003.
- Became a free agent on August 1, 2005.

Cody McLeod	RW		#55		
YEAR	GP	G	A	PTS	PIM
2016-17	31	4	1	5	93
2017-18	23	1	1	2	72
<b>TOTALS</b>	<b>54</b>	<b>5</b>	<b>2</b>	<b>7</b>	<b>165</b>

- Acquired from Colorado for Felix Girard on January 13, 2017.
- Claimed on waivers by NY Rangers from Nashville on January 25, 2018.



# TEAM HISTORY & RECORDS

## ALUMNI REGISTER

Craig Millar	GP	G	A	PTS	PIM
1999-00	57	3	11	14	28
2000-01	5	0	0	0	6
<b>TOTALS</b>	<b>62</b>	<b>3</b>	<b>11</b>	<b>14</b>	<b>34</b>

- Acquired from Edmonton for Detroit's third-round selection in the 1999 NHL Entry Draft (Mike Comrie) on June 26, 1999.
- Claimed on waivers by Tampa Bay on October 25, 2000.

Jay More	GP	G	A	PTS	PIM
1998-99	18	0	2	2	18

- Signed as a free agent on June 4, 1998.
- Became a free agent on July 1, 2001.

Jason Morgan	GP	G	A	PTS	PIM
2003-04	6	0	2	2	2

- Claimed on waivers from Calgary on December 31, 2003.
- Claimed on waivers by Calgary on February 19, 2004.

Marc Moro	GP	G	A	PTS	PIM
1999-00	8	0	0	0	40
2000-01	6	0	0	0	12
2001-02	13	0	0	0	23
<b>TOTALS</b>	<b>27</b>	<b>0</b>	<b>0</b>	<b>0</b>	<b>75</b>

- Acquired from Anaheim along with Chris Mason for Dominic Roussel on October 5, 1998.
- Traded to Toronto for D.J. Smith and Marty Wilford on March 1, 2002.

Mark Mowers	GP	G	A	PTS	PIM
1998-99	30	0	6	6	4
1999-00	41	4	5	9	10
2001-02	14	1	2	3	2
<b>TOTALS</b>	<b>85</b>	<b>5</b>	<b>13</b>	<b>18</b>	<b>16</b>

- Signed as a free agent on June 11, 1998.
- Became a free agent on July 1, 2002.

Chris Mueller	GP	G	A	PTS	PIM
2010-11	15	0	3	3	2
2011-12	4	0	0	0	0
2012-13	18	2	3	5	6
<b>TOTALS</b>	<b>37</b>	<b>2</b>	<b>6</b>	<b>8</b>	<b>8</b>

- Signed as a free agent on December 27, 2010.
- Became a free agent on July 1, 2013.

Rem Murray	GP	G	A	PTS	PIM
2002-03	53	6	13	19	18
2003-04	39	8	9	17	12
<b>TOTALS</b>	<b>92</b>	<b>14</b>	<b>22</b>	<b>36</b>	<b>30</b>

- Acquired from NY Rangers along with Tomas Kloucek and Marek Zidlicky for Mike Dunham on December 12, 2002.
- Became a free agent on July 1, 2004.

Brantt Myhres	GP	G	A	PTS	PIM
2000-01	20	0	0	0	28

- Signed as a free agent on August 15, 2000.
- Traded to Washington for future considerations on February 1, 2001.

John Namestnikov	GP	G	A	PTS	PIM
1999-00	2	0	0	0	2

- Acquired from NY Rangers for Jason Dawe on February 2, 2000.

- Became a free agent on July 1, 2001.

James Neal	GP	G	A	PTS	PIM
2014-15	67	23	14	37	57
2015-16	70	23	18	41	35
2016-17	82	31	27	58	65
<b>TOTALS</b>	<b>219</b>	<b>77</b>	<b>59</b>	<b>136</b>	<b>157</b>

- Acquired from Pittsburgh in exchange for Patric Hornqvist and Nick Spaling on June 27, 2014.
- Selected by Vegas in the 2017 NHL Expansion Draft.

Stan Neckar	GP	G	A	PTS	PIM
2003-04	1	0	1	1	0

- Signed as a free agent on November 26, 2003.
- Traded to Tampa Bay for a sixth-round selection in the 2004 NHL Entry Draft (Kevin Schaeffer) on March 9, 2004.

Jeff Nelson	GP	G	A	PTS	PIM
1998-99	9	2	1	3	2

- Signed as a free agent on August 19, 1998.
- Traded to Washington for future considerations on June 22, 1999.

Scott Nichol	GP	G	A	PTS	PIM
2005-06	34	3	3	6	79
2006-07	59	7	6	13	79
2007-08	73	10	8	18	72
2008-09	43	4	6	10	41
<b>TOTALS</b>	<b>209</b>	<b>24</b>	<b>23</b>	<b>47</b>	<b>271</b>

- Signed as a free agent on August 6, 2005.
- Became a free agent on July 1, 2009.

Eric Nystrom	GP	G	A	PTS	PIM
2013-14	79	15	6	21	60
2014-15	60	7	5	12	15
2015-16	46	7	0	7	20
<b>TOTALS</b>	<b>185</b>	<b>29</b>	<b>11</b>	<b>40</b>	<b>95</b>

- Signed as a free agent on July 5, 2013.
- Bought out of his contract on June 28, 2016.

Shane O'Brien	GP	G	A	PTS	PIM
2010-11	80	2	7	9	83

- Acquired from Vancouver along with Dan Gendur for Jonas Andersson and Ryan Parent on October 5, 2010.

- Became a free agent on July 1, 2011.

Peter Olveky	GP	G	A	PTS	PIM
2009-10	1	0	0	0	0

- Signed as a free agent on July 16, 2009.

- Became a free agent on July 1, 2010.

Cal O'Reilly	GP	G	A	PTS	PIM
2008-09	11	3	2	5	2
2009-10	31	2	9	11	4
2010-11	38	6	12	18	2
2011-12	5	0	1	1	2
<b>TOTALS</b>	<b>85</b>	<b>11</b>	<b>24</b>	<b>35</b>	<b>10</b>

- Selected by Nashville in the fifth round (150th overall)

- of the 2005 NHL Entry Draft.
- Traded to Phoenix for a fourth-round pick in the 2012 Entry Draft (Mikko Vainonen) on October 28, 2011.

Vladimir Orszagh	GP	G	A	PTS	PIM
2001-02	79	15	21	36	56
2002-03	78	16	16	32	38
2003-04	82	16	21	37	74
<b>TOTALS</b>	<b>239</b>	<b>47</b>	<b>58</b>	<b>105</b>	<b>168</b>

- Signed as a free agent on June 1, 2001.
- Became a free agent on August 1, 2005.

Jed Ortmeyer	GP	G	A	PTS	PIM
2007-08	51	4	4	8	32
2008-09	2	0	0	0	0
<b>TOTALS</b>	<b>53</b>	<b>4</b>	<b>4</b>	<b>8</b>	<b>32</b>

- Signed as a free agent on July 2, 2007.
- Became a free agent on July 1, 2009.

Adam Pardy	GP	G	A	PTS	PIM
2016-17	4	0	0	0	6

- Signed as a free agent on July 24, 2002.
- Became a free agent on July 1, 2003.

Denis Pederson	GP	G	A	PTS	PIM
2002-03	43	4	6	10	39

- Signed as a free agent on July 24, 2002.
- Became a free agent on July 1, 2003.

Ville Peltonen	GP	G	A	PTS	PIM
1998-99	14	5	5	10	2
1999-00	79	6	22	28	22
2000-01	23	3	1	4	2
<b>TOTALS</b>	<b>116</b>	<b>14</b>	<b>28</b>	<b>42</b>	<b>26</b>

- Acquired from San Jose for a fifth-round selection in the 1998 NHL Entry Draft (traded to Phoenix; Phoenix selected Josh Blackburn) on June 26, 1998.
- Became a free agent on July 1, 2001.

Yanic Perreault	GP	G	A	PTS	PIM
2005-06	69	22	35	57	30

- Signed as a free agent on October 3, 2005.
- Became a free agent on July 1, 2006.

PA Parenteau	GP	G	A	PTS	PIM
2016-17	8	0	1	1	0

- Acquired from New Jersey for a 2017 sixth-round selection in the 2017 NHL Entry Draft (traded to San Jose; San Jose selected Alexander Chmelevski) on March 1, 2017.
- Became an unrestricted free agent on July 1, 2017.

Nathan Perrott	GP	G	A	PTS	PIM
2001-02	22	1	2	3	74
2002-03	1	0	0	0	5
<b>TOTALS</b>	<b>23</b>	<b>1</b>	<b>2</b>	<b>3</b>	<b>79</b>

- Acquired from Chicago for a conditional selection in the 2003 NHL Entry Draft on October 9, 2001.
- Traded to Toronto for Bob Wren on December 31, 2002.

# TEAM HISTORY & RECORDS

## ALUMNI REGISTER

**Rich Peverley** C #37

YEAR	GP	G	A	PTS	PIM
2006-07	13	0	1	1	0
2007-08	33	5	5	10	8
2008-09	27	2	7	9	15
<b>TOTALS</b>	<b>73</b>	<b>7</b>	<b>13</b>	<b>20</b>	<b>23</b>

- Signed as a free agent on January 17, 2007.
- Claimed on waivers by Atlanta on January 10, 2008.

**Oleg Petrov** LW #14, 20

YEAR	GP	G	A	PTS	PIM
2002-03	17	2	2	4	2

- Acquired from Montreal for a fourth-round selection in the 2003 NHL Entry Draft (traded to Washington; Washington selected Andreas Valdik) on March 3, 2003.
- Became a free agent on July 1, 2003.

**Joe Piskula** D #47

YEAR	GP	G	A	PTS	PIM
2013-14	2	0	0	0	0
2014-15	1	0	0	0	2
<b>TOTALS</b>	<b>3</b>	<b>0</b>	<b>0</b>	<b>0</b>	<b>2</b>

- Acquired from Calgary for Brian McGrattan on February 28, 2013.
- Became a free agent on July 1, 2015.

**Domenic Pittis** C #39

YEAR	GP	G	A	PTS	PIM
2002-03	2	0	0	0	2

- Signed as a free agent on July 24, 2002.
- Became a free agent on July 1, 2003.

**Libor Pivko** LW #47

YEAR	GP	G	A	PTS	PIM
2003-04	1	0	0	0	0

- Selected by Nashville in the third round (89th overall) of the 2000 NHL Entry Draft.
- Traded to Pittsburgh along with Dominic Moore for a third-round selection in the 2007 NHL Entry Draft (Ryan Thang) on July 19, 2006.

**Corey Potter** D #21

YEAR	GP	G	A	PTS	PIM
2003-04	1	0	0	0	0

- Acquired from Arizona for future considerations on February 29, 2016.
- Became a free agent on July 1, 2016.

**Alexander Radulov** RW #47

YEAR	GP	G	A	PTS	PIM
2006-07	64	18	19	37	26
2007-08	81	26	32	58	44
2011-12	9	3	4	7	4
<b>TOTALS</b>	<b>154</b>	<b>47</b>	<b>55</b>	<b>102</b>	<b>74</b>

- Selected by Nashville in the first round (15th overall) of the 2004 NHL Entry Draft.
- Became a free agent on July 1, 2014.

**Joonas Rask** C #17

YEAR	GP	G	A	PTS	PIM
2012-13	2	0	1	1	0

- Selected by Nashville in the seventh round (198th overall) of the 2010 NHL Entry Draft on June 26, 2010.
- Became a free agent on July 1, 2014.

**Mike Ribeiro** C #63

YEAR	GP	G	A	PTS	PIM
2014-15	82	15	47	62	52
2015-16	81	7	43	50	62

2016-17 46 4 21 25 14

- Signed as a free agent on July 15, 2014.
- Became a free agent on July 1, 2017.

**Randy Robitaille** C #27

YEAR	GP	G	A	PTS	PIM
1999-00	69	11	14	25	10
2000-01	62	9	17	26	12
<b>TOTALS</b>	<b>131</b>	<b>20</b>	<b>31</b>	<b>51</b>	<b>22</b>

- Acquired from Atlanta for Denny Lambert on August 16, 1999.
- Became a free agent on July 1, 2001.
- Signed as a free agent on August 19, 2005.
- Claimed on waivers by Minnesota on October 4, 2005.

**Chiff Ronning** C #7

YEAR	GP	G	A	PTS	PIM
1998-99	72	18	35	53	40
1999-00	82	26	36	62	34
2000-01	80	19	43	62	28
2001-02	67	18	31	49	24
<b>TOTALS</b>	<b>301</b>	<b>81</b>	<b>145</b>	<b>226</b>	<b>126</b>

- Acquired from Phoenix along with Richard Lintner for future considerations on October 31, 1998.
- Traded to Los Angeles for Jere Karalahti and a conditional selection in the 2003 NHL Entry Draft (Teemu Lassila) on March 16, 2002.

**Derek Roy** C #21

YEAR	GP	G	A	PTS	PIM
2014-15	26	1	9	10	2

- Signed as a free agent on July 15, 2015.
- Traded to Edmonton for Mark Arcobello on December 27, 2014.

**Yves Sarault** LW #12

YEAR	GP	G	A	PTS	PIM
2001-02	1	0	0	0	0

- Claimed on waivers from Atlanta on June 19, 2001.
- Traded to Philadelphia along with a conditional selection in the 2003 NHL Entry Draft for Jason Beckett and Petr Hubacek on January 11, 2002.

**Mike Santorelli** RW #53, 18, 10

YEAR	GP	G	A	PTS	PIM
2008-09	7	0	0	0	2
2009-10	25	2	1	3	8
2014-15	22	1	3	4	6
<b>TOTALS</b>	<b>54</b>	<b>3</b>	<b>4</b>	<b>7</b>	<b>16</b>

- Selected by Nashville in the sixth round (178th overall) of the 2001 Entry Draft.
- Traded to Florida for a fourth-round selection in the 2011 Entry Draft (Josh Shalla) on August 5, 2010.
- Acquired along with Mike Santorelli from Toronto for Nashville's first selection in the 2015 Entry Draft, and forwards Olli Jokinen and Brendan Leipsic on February 15, 2015.
- Became a free agent on July 1, 2015.

**Dave Scatchard** RW #38

YEAR	GP	G	A	PTS	PIM
2009-10	16	3	2	5	17

- Signed as a free agent on October 7, 2009.
- Became a free agent on July 1, 2010.

**Robert Schnabel** D #42, 36

YEAR	GP	G	A	PTS	PIM
2001-02	1	0	0	0	0
2002-03	1	0	0	0	0

2003-04 20 0 3 3 34

- Claimed on waivers from Phoenix on January 2, 2001.
- Became a free agent on July 1, 2004.

**Timofei Shishkanov** LW #16

YEAR	GP	G	A	PTS	PIM
2003-04	2	0	0	0	0

- Selected by Nashville in the second round (33rd overall) of the 2001 NHL Entry Draft.
- Traded to St. Louis for Mike Sillinger on January 29, 2006.

**Mike Sillinger** C #81

YEAR	GP	G	A	PTS	PIM
2005-06	31	10	12	22	14

- Acquired from St. Louis for Timofei Shishkanov on January 29, 2006.
- Became a free agent on July 1, 2006.

**Jon Sim** C #14

YEAR	GP	G	A	PTS	PIM
2002-03	4	1	0	1	0

- Acquired from Dallas for Bubba Berenzweig and a conditional selection in the 2004 NHL Entry Draft on February 17, 2003.
- Claimed on waivers by Los Angeles on March 8, 2003.

**Reid Simpson** LW #12

YEAR	GP	G	A	PTS	PIM
2001-02	26	5	0	5	69
2002-03	26	0	1	1	56
<b>TOTALS</b>	<b>52</b>	<b>5</b>	<b>1</b>	<b>6</b>	<b>125</b>

- Claimed on waivers from Montreal on January 30, 2002.
- Became a free agent on July 1, 2003.

**Karlis Skrastins** D #3, 40

YEAR	GP	G	A	PTS	PIM
1998-99	2	0	1	1	0
1999-00	59	5	6	11	20
2000-01	82	1	11	12	30
2001-02	82	4	13	17	36
2002-03	82	3	10	13	44
<b>TOTALS</b>	<b>307</b>	<b>13</b>	<b>41</b>	<b>54</b>	<b>130</b>

- Selected by Nashville in the ninth round (230th overall) of the 1998 NHL Entry Draft.
- Traded to Colorado for a third-round selection in the 2004 NHL Entry Draft (traded to Ottawa; Ottawa selected Peter Regin) on June 30, 2003.

**Pavel Skrbek** D #42

YEAR	GP	G	A	PTS	PIM
2000-01	5	0	0	0	4
2001-02	3	0	0	0	2
<b>TOTALS</b>	<b>8</b>	<b>0</b>	<b>0</b>	<b>0</b>	<b>6</b>

- Acquired from Pittsburgh for Bob Boughner on March 13, 2000.
- Became a free agent on July 1, 2007.

**John Slaney** D #27

YEAR	GP	G	A	PTS	PIM
1998-99	46	2	12	14	14

- Claimed from Phoenix in the 1998 NHL Expansion Draft on June 26, 1998.
- Became a free agent on July 1, 1999.

# TEAM HISTORY & RECORDS

## ALUMNI REGISTER

Trevor Smith					C	#23
YEAR	GP	G	A	PTS	PIM	
2016-17	1	0	0	0	0	
<b>TOTALS</b>	<b>1</b>	<b>0</b>	<b>0</b>	<b>0</b>	<b>0</b>	

- Signed as a free agent on July 2, 2016.
- Became a free agent on July 1, 2018.

Wyatt Smith					C	#46
YEAR	GP	G	A	PTS	PIM	
2002-03	11	1	0	1	0	
2003-04	18	3	1	4	2	
<b>TOTALS</b>	<b>29</b>	<b>4</b>	<b>1</b>	<b>5</b>	<b>2</b>	

- Signed as a free agent on July 15, 2002.
- Became a free agent on August 1, 2005.

Jerred Smithson					C	#42, 25
YEAR	GP	G	A	PTS	PIM	
2005-06	66	5	9	14	54	
2006-07	64	5	7	12	42	
2007-08	81	7	9	16	50	
2008-09	82	4	9	13	49	
2009-10	69	9	4	13	54	
2010-11	82	5	8	13	34	
2011-12	53	1	4	5	30	
<b>TOTALS</b>	<b>497</b>	<b>36</b>	<b>50</b>	<b>86</b>	<b>313</b>	

- Signed as a free agent on July 24, 2004.
- Traded to Florida for Dallas' sixth-round selection in the 2012 Entry Draft (Simon Fernehlm) on February 24, 2012.

Brad Smyth					RW	#12
YEAR	GP	G	A	PTS	PIM	
1998-99	3	0	0	0	6	

- Signed as a free agent on July 16, 1998.
- Traded to NY Rangers for future considerations on May 3, 1999.

Nick Spaling					C, RW	#13
YEAR	GP	G	A	PTS	PIM	
2009-10	28	0	3	3	0	
2010-11	74	8	6	14	20	
2011-12	77	10	12	22	18	
2012-13	47	9	4	13	18	
2013-14	71	13	19	32	14	
<b>TOTALS</b>	<b>297</b>	<b>40</b>	<b>44</b>	<b>84</b>	<b>70</b>	

- Selected by Nashville in the second round (58th overall) of the 2007 NHL Entry Draft on June 23, 2007.
- Traded to Pittsburgh along with Patric Hornqvist for James Neal on June 27, 2014.

Viktor Stalberg					RW	#25
YEAR	GP	G	A	PTS	PIM	
2013-14	70	8	10	18	32	
2014-15	25	2	8	10	18	
<b>TOTALS</b>	<b>95</b>	<b>10</b>	<b>18</b>	<b>28</b>	<b>50</b>	

- Signed as a free agent on July 5, 2013.
- Bought out of his contract on June 30, 2015.

Jeremy Stevenson					LW	#28
YEAR	GP	G	A	PTS	PIM	
2000-01	8	1	0	1	39	
2001-02	4	0	0	0	9	
2003-04	53	5	4	9	103	
2005-06	35	4	3	7	74	
<b>TOTALS</b>	<b>100</b>	<b>10</b>	<b>7</b>	<b>17</b>	<b>225</b>	

- Signed as a free agent on September 25, 2000.
- Became a free agent on July 1, 2002.
- Claimed on waivers from Minnesota on October 22, 2003.
- Claimed on waivers by Dallas on February 15, 2006.

Zack Stortini					RW	#21
YEAR	GP	G	A	PTS	PIM	
2011-12	1	0	0	0	7	

- Signed as a free agent on July 5, 2011.
- Became a free agent on July 1, 2012.

Steve Sullivan					LW	#26
YEAR	GP	G	A	PTS	PIM	
2003-04	24	9	21	30	12	
2005-06	69	31	37	68	50	
2006-07	57	22	38	60	20	
2007-08	DID NOT PLAY - INJURED					
2008-09	41	11	21	32	30	
2009-10	82	17	34	51	35	
2010-11	44	10	12	22	28	
<b>TOTALS</b>	<b>317</b>	<b>100</b>	<b>163</b>	<b>263</b>	<b>175</b>	

- Acquired from Chicago for a second-round selection in the 2004 Entry Draft (Ryan Garlock) and a second-round selection in the 2005 Entry Draft (Michael Blunden) on February 16, 2004.

- Became a free agent on July 1, 2011.

Alexander Sulzer					D	#44, 52
YEAR	GP	G	A	PTS	PIM	
2008-09	2	0	0	0	0	
2009-10	20	0	2	2	4	
2010-11	31	1	3	4	14	
<b>TOTALS</b>	<b>53</b>	<b>1</b>	<b>5</b>	<b>6</b>	<b>18</b>	

- Selected by Nashville in the third round (92nd overall) of the 2003 NHL Entry Draft.

- Traded to Florida for a conditional seventh-round selection in the 2012 Entry Draft on February 25, 2011.

Ryan Suter					D	#20
YEAR	GP	G	A	PTS	PIM	
2005-06	71	1	15	16	66	
2006-07	82	8	16	24	54	
2007-08	76	7	24	31	71	
2008-09	82	7	38	45	73	
2009-10	82	4	33	37	48	
2010-11	70	4	35	39	54	
2011-12	79	7	39	46	30	
<b>TOTALS</b>	<b>542</b>	<b>38</b>	<b>200</b>	<b>238</b>	<b>396</b>	

- Selected by Nashville in the first round (7th overall) of the 2003 NHL Entry Draft.

- Became a free agent on July 1, 2012.

Marek Svatos					RW	#40
YEAR	GP	G	A	PTS	PIM	
2010-11	9	1	2	3	2	

- Claimed on waivers from St. Louis on December 29, 2010.
- Claimed on waivers by Ottawa on February 24, 2011.

Petr Sykora					C	#50
YEAR	GP	G	A	PTS	PIM	
1998-99	2	0	0	0	0	

- Acquired from Detroit along with a third-round selection in the 1999 NHL Entry Draft (traded to Edmonton; Edmonton selected Mike Comrie) and a conditional selection in the 1999 NHL Entry Draft (Alexandre Krevsun) for Doug Brown on July 14, 1998.
- Traded to Washington for a third-round selection in the 2003 NHL Entry Draft (Paul Brown) on June 22, 2002.

Nick Tarnasky					LW	#74
YEAR	GP	G	A	PTS	PIM	
2008-09	11	0	1	1	17	

- Acquired from Tampa Bay for a sixth-round selection in the 2009 Entry Draft (Jaroslav Janus) on September 29, 2008.

- Traded to Florida for forward Wade Belak on November 27, 2008.

Petr Tenkrat					RW	#15
YEAR	GP	G	A	PTS	PIM	
2001-02	58	8	16	24	28	

- Acquired from Anaheim for Patric Kjellberg on November 1, 2001.

- Claimed by Florida in the 2002 NHL Waiver Draft on October 4, 2002.

Ryan Thang					RW	#65
YEAR	GP	G	A	PTS	PIM	
2011-12	1	0	0	0	0	

- Selected by Nashville in the third round (81st overall) of the 2007 NHL Entry Draft.

- Became a free agent on July 1, 2014.

Andreas Thuresson					RW	#12
YEAR	GP	G	A	PTS	PIM	
2009-10	22	1	2	3	4	
2010-11	3	0	0	0	2	
<b>TOTALS</b>	<b>25</b>	<b>1</b>	<b>2</b>	<b>3</b>	<b>6</b>	

- Selected by Nashville in the fifth round (144th overall) of the 2007 NHL Entry Draft.

- Traded to NY Rangers for Brodie Dupont on July 2, 2011.

Kimmo Timonen					D	#44
YEAR	GP	G	A	PTS	PIM	
1998-99	50	4	8	12	30	
1999-00	51	8	25	33	26	
2000-01	82	12	13	25	50	
2001-02	82	13	29	42	28	
2002-03	72	6	34	40	46	
2003-04	77	12	32	44	52	
2005-06	79	11	39	50	74	
2006-07	80	13	42	55	42	
<b>TOTALS</b>	<b>573</b>	<b>79</b>	<b>222</b>	<b>301</b>	<b>348</b>	

- Acquired from Los Angeles along with Jan Vopat for future considerations on June 26, 1998.

- Traded to Philadelphia along with Scott Hartnell for Nashville's first-round selection in the 2007 NHL Entry Draft (Jonathon Blum) on June 18, 2007.

Jordin Tootoo					RW	#55, 14, 22
YEAR	GP	G	A	PTS	PIM	
2003-04	70	4	4	8	137	
2005-06	34	4	6	10	55	
2006-07	65	3	6	9	116	
2007-08	63	11	7	18	100	
2008-09	72	4	12	16	124	
2009-10	51	6	10	16	40	
2010-11	54	8	10	18	61	
2011-12	77	6	24	30	92	
<b>TOTALS</b>	<b>486</b>	<b>46</b>	<b>79</b>	<b>125</b>	<b>725</b>	

- Selected by Nashville in the fourth round (98th overall) of the 2001 NHL Entry Draft.

- Became a free agent on July 1, 2012.

Pascal Trepanier					D	#27
YEAR	GP	G	A	PTS	PIM	
2002-03	1	0	0	0	0	

- Signed as a free agent on July 16, 2002.
- Traded to Florida for Wade Flaherty on March 9, 2003.

# TEAM HISTORY & RECORDS

## ALUMNI REGISTER

Darren Turcotte					C	#9
YEAR	GP	G	A	PTS	PIM	
1998-99	40	4	5	9	16	
1999-00	9	0	1	1	4	
<b>TOTALS</b>	<b>49</b>	<b>4</b>	<b>6</b>	<b>10</b>	<b>20</b>	

- Acquired from St. Louis along with St. Louis' highest compensatory pick in the 1999 NHL Entry Draft (traded to Florida; Florida selected Alex Auld) for future considerations on June 26, 1998.

- Retired on March 27, 2000.

Scottie Upshall					LW	#7
YEAR	GP	G	A	PTS	PIM	
2002-03	8	1	0	1	0	
2003-04	7	0	1	1	0	
2005-06	48	8	16	24	34	
2006-07	14	2	1	3	18	
<b>TOTALS</b>	<b>77</b>	<b>11</b>	<b>18</b>	<b>29</b>	<b>52</b>	

- Selected by Nashville in the first round (sixth overall) of the 2002 NHL Entry Draft.

- Traded to Philadelphia along with Ryan Parent and a first-round (traded to Nashville; Nashville selected Jonathon Blum) and third-round selection (traded to Washington; Washington selected Phil Desjardis) in the 2007 NHL Entry Draft for Peter Forsberg on February 15, 2007.

Rob Valicevic					RW	#12
YEAR	GP	G	A	PTS	PIM	
1998-99	19	4	2	6	2	
1999-00	80	14	11	25	21	
2000-01	60	8	6	14	26	
<b>TOTALS</b>	<b>159</b>	<b>26</b>	<b>19</b>	<b>45</b>	<b>49</b>	

- Signed as a free agent on June 8, 1998.

- Became a free agent on July 1, 2001.

Mark Van Guider					C	#29
YEAR	GP	G	A	PTS	PIM	
2013-14	1	0	0	0	0	

- Signed as a free agent on May 20, 2013

- Became a free agent on July 1, 2015.

Josef Vasicek					C	#63
YEAR	GP	G	A	PTS	PIM	
2006-07	38	4	9	13	29	

- Acquired from Carolina for Scott Walker on July 18, 2006.

- Traded to Carolina for Eric Belanger on February 9, 2007.

Vitaly Vishnevski					D	#4
YEAR	GP	G	A	PTS	PIM	
2006-07	15	0	1	1	10	

- Acquired from Atlanta for Eric Belanger on February 10, 2007.

- Became a free agent on July 1, 2007.

Anton Volchenkov					D	#20
YEAR	GP	G	A	PTS	PIM	
2014-15	46	0	7	7	14	

- Signed as a free agent on July 7, 2014.

- Became a free agent on July 1, 2015.

Jan Vopat					D	#5
YEAR	GP	G	A	PTS	PIM	
1998-99	55	5	6	11	28	
1999-00	6	0	0	0	6	
<b>TOTALS</b>	<b>61</b>	<b>5</b>	<b>6</b>	<b>11</b>	<b>34</b>	

- Acquired from Los Angeles along with Kimmo Timonen for future considerations on June 26, 1998.

- Became a free agent on May 23, 2000.

Scott Walker					RW	#24
YEAR	GP	G	A	PTS	PIM	
1998-99	71	15	25	40	103	
1999-00	69	7	21	28	90	
2000-01	74	25	29	54	66	
2001-02	28	4	5	9	18	
2002-03	60	15	18	33	58	
2003-04	75	25	42	67	94	
2005-06	33	5	11	16	36	
<b>TOTALS</b>	<b>410</b>	<b>96</b>	<b>151</b>	<b>247</b>	<b>465</b>	

- Claimed from Vancouver in the 1998 NHL Expansion Draft on June 26, 1998.

- Traded to Carolina for Josef Vasicek on July 18, 2006.

Joel Ward					RW	#29
YEAR	GP	G	A	PTS	PIM	
2008-09	79	17	18	35	29	
2009-10	71	13	21	34	18	
2010-11	80	10	19	29	42	
<b>TOTALS</b>	<b>230</b>	<b>40</b>	<b>58</b>	<b>98</b>	<b>89</b>	

- Signed as a free agent on July 14, 2008.

- Became a free agent on July 1, 2011.

Todd Warriner					LW	#20
YEAR	GP	G	A	PTS	PIM	
2002-03	6	0	1	1	4	

- Claimed on waivers from Philadelphia on March 11, 2003.

- Became a free agent on July 1, 2003.

Mike Watt					LW	#19
YEAR	GP	G	A	PTS	PIM	
2000-01	18	1	1	2	8	

- Claimed on waivers from NY Islanders on May 23, 2000.

- Traded to Philadelphia for Mikhail Chernov on May 24, 2001.

Shea Weber					D	#48, 6
YEAR	GP	G	A	PTS	PIM	
2005-06	28	2	8	10	42	
2006-07	79	17	23	40	60	
2007-08	54	6	14	20	49	
2008-09	81	23	30	53	80	
2009-10	78	16	27	43	36	
2010-11	82	16	32	48	56	
2011-12	78	19	30	49	46	
2012-13	48	9	19	28	48	
2013-14	79	23	33	56	52	
2014-15	78	15	30	45	72	
2015-16	78	20	31	51	27	
<b>TOTALS</b>	<b>763</b>	<b>166</b>	<b>277</b>	<b>443</b>	<b>568</b>	

- Selected by Nashville in the second round (49th overall) of the 2003 NHL Entry Draft on June 21, 2003.

- Traded to Montreal for P.K. Subban on June 29, 2016.

Clarke Wilm					C	#10
YEAR	GP	G	A	PTS	PIM	
2002-03	82	5	11	16	36	

- Signed as a free agent on July 11, 2002.

- Became a free agent on July 1, 2003.

Colin Wilson					LW	#33
YEAR	GP	G	A	PTS	PIM	
2009-10	35	8	7	15	7	
2010-11	82	16	18	34	17	
2011-12	68	15	20	35	21	
2012-13	25	7	12	19	4	
2013-14	81	11	22	33	21	
2014-15	77	20	22	42	22	
2015-16	64	6	18	24	14	
2016-17	70	12	23	35	18	
<b>TOTALS</b>	<b>502</b>	<b>95</b>	<b>142</b>	<b>237</b>	<b>124</b>	

- Selected by Nashville in the first round (7th overall) of the 2008 NHL Entry Draft on June 20, 2008.

- Traded to Colorado on July 1, 2017 for a fourth-round pick in the 2019 NHL Entry Draft.

Kyle Wilson					C	#28
YEAR	GP	G	A	PTS	PIM	
2011-12	5	0	0	0	0	

- Signed as a free agent on July 5, 2011.

- Traded to Tampa Bay along with goaltender Anders Lindback and Nashville's seventh-round selection in the 2012 Entry Draft (Nikita Gusev) for Minnesota (Pontus Aberg) and Philadelphia's (Colton Sissons) second-round selections in the 2012 Entry Draft, Tampa Bay's third-round selection in the 2013 Entry Draft (Jonathan Ismael Diaby) and goaltender Sebastian Caron on June 15, 2012.

Brendan Witt					D	#19
YEAR	GP	G	A	PTS	PIM	
2005-06	17	0	3	3	68	

- Acquired from Washington for Kris Beech and a first-round selection in the 2006 NHL Entry Draft (Semyon Varlamov) on March 9, 2006.

- Became a free agent on July 1, 2006.

Vitali Yachmenev					LW	#43
YEAR	GP	G	A	PTS	PIM	
1998-99	55	7	10	17	10	
1999-00	68	16	16	32	12	
2000-01	78	15	19	34	10	
2001-02	75	11	16	27	14	
2002-03	62	5	15	20	12	
<b>TOTALS</b>	<b>338</b>	<b>54</b>	<b>76</b>	<b>130</b>	<b>58</b>	

- Acquired from Los Angeles for future considerations on July 7, 1998.

- Became a free agent on July 1, 2003.

Jason York					D	#27
YEAR	GP	G	A	PTS	PIM	
2002-03	74	4	15	19	52	
2003-04	67	2	13	15	64	
<b>TOTALS</b>	<b>141</b>	<b>6</b>	<b>28</b>	<b>34</b>	<b>116</b>	

- Acquired from Anaheim for future considerations on October 23, 2002.

- Became a free agent on July 1, 2004.

Brandon Yip					RW	#18
YEAR	GP	G	A	PTS	PIM	
2011-12	25	3	4	7	20	
2012-13	34	3	5	8	26	
<b>TOTALS</b>	<b>59</b>	<b>6</b>	<b>9</b>	<b>15</b>	<b>46</b>	

- Claimed on waivers from Colorado on January 19, 2012.

- Became a free agent on July 1, 2013.

# TEAM HISTORY & RECORDS

## ALUMNI REGISTER

<b>Greg Zanon</b>					
	<b>D</b>		<b>#37, 5</b>		
<b>YEAR</b>	<b>GP</b>	<b>G</b>	<b>A</b>	<b>PTS</b>	<b>PIM</b>
2005-06	4	0	2	2	6
2006-07	66	3	5	8	32
2007-08	78	0	5	5	24
2008-09	82	4	7	11	38
<b>TOTALS</b>	<b>230</b>	<b>7</b>	<b>19</b>	<b>26</b>	<b>100</b>

- Signed as a free agent on July 9, 2004.
- Became a free agent on July 1, 2009.

<b>Rob Zetter</b>					
	<b>D</b>		<b>#2</b>		
<b>YEAR</b>	<b>GP</b>	<b>G</b>	<b>A</b>	<b>PTS</b>	<b>PIM</b>
1998-99	2	0	0	0	2

- Claimed from Toronto in the 1998 NHL Expansion Draft on June 26, 1998.
- Became a free agent on July 1, 1999.

<b>Sergei Zholtok</b>					
	<b>C</b>		<b>#9</b>		
<b>YEAR</b>	<b>GP</b>	<b>G</b>	<b>A</b>	<b>PTS</b>	<b>PIM</b>
2003-04	11	1	1	2	0

- Acquired from Minnesota along with Brad Bombardir for Buffalo's third-round selection (Clayton Stoner) and a fourth-round selection (Patrick Bordeleau) in the 2004 NHL Entry Draft on March 5, 2004.
- Became a free agent on July 1, 2004.

<b>Marek Zidlicky</b>					
	<b>D</b>		<b>#3</b>		
<b>YEAR</b>	<b>GP</b>	<b>G</b>	<b>A</b>	<b>PTS</b>	<b>PIM</b>
2003-04	82	14	39	53	82
2005-06	67	12	37	49	82
2006-07	79	4	26	30	72
2007-08	79	5	38	43	63
<b>TOTALS</b>	<b>307</b>	<b>35</b>	<b>140</b>	<b>175</b>	<b>299</b>

- Acquired from NY Rangers along with Tomas Kloucek and Rem Murray for goaltender Mike Dunham on December 12, 2002.
- Traded to Minnesota for Ryan Jones and a second-round selection in the 2009 NHL Entry Draft (Charles-Olivier Rousse) on July 1, 2008.

<b>Harry Zolnierczyk</b>					
	<b>LW</b>		<b>#26</b>		
<b>YEAR</b>	<b>GP</b>	<b>G</b>	<b>A</b>	<b>PTS</b>	<b>PIM</b>
2016-17	24	2	2	4	10

- Signed as a free agent on July 1, 2016.
- Became a free agent on July 1, 2017.

# TEAM HISTORY & RECORDS

## ALUMNI REGISTER - GOALTENDERS

Mark Dekanich #31										
YEAR	GP	MINS	GAA	W	L	T/OT	SO	GA	SA	SV%
2010-11	1	50	3.60	0	0	0	0	3	25	.880
<ul style="list-style-type: none"> <li>Selected by Nashville in the fifth round (146th overall) of the 2006 NHL Entry Draft.</li> <li>Became a free agent on July 1, 2011.</li> </ul>										

Devan Dubnyk #40										
YEAR	GP	MINS	GAA	W	L	T/OT	SO	GA	SA	SV%
2013-14	2	124	4.35	0	1	1	0	9	60	.850
<ul style="list-style-type: none"> <li>Acquired from Edmonton for Matt Hendricks on January 15, 2014.</li> <li>Traded to Montreal for future considerations on March 5, 2014.</li> </ul>										

Mike Dunham #1										
YEAR	GP	MINS	GAA	W	L	T/OT	SO	GA	SA	SV%
1998-99	44	2472	3.08	16	23	3	1	127	1387	.908
1999-00	52	3077	2.85	19	27	6	0	146	1584	.908
2000-01	48	2810	2.28	21	21	4	4	107	1381	.923
2001-02	58	3316	2.61	23	24	9	3	144	1525	.906
2002-03	15	819	3.15	2	9	2	0	43	397	.892
<b>TOTALS</b>	<b>217</b>	<b>12494</b>	<b>2.72</b>	<b>81</b>	<b>104</b>	<b>24</b>	<b>8</b>	<b>567</b>	<b>6274</b>	<b>.910</b>
<ul style="list-style-type: none"> <li>Claimed from New Jersey in the 1998 NHL Expansion Draft on June 26, 1998.</li> <li>Traded to NY Rangers for Rem Murray, Tomas Kloucek and Marek Zidlicky on December 12, 2002.</li> </ul>										

Dan Ellis #39										
YEAR	GP	MINS	GAA	W	L	T/OT	SO	GA	SA	SV%
2007-08	44	2229	2.34	23	10	3	6	87	1147	.924
2008-09	35	1965	2.93	11	19	4	3	96	963	.900
2009-10	31	1715	2.69	15	13	1	1	77	848	.909
<b>TOTALS</b>	<b>110</b>	<b>5909</b>	<b>2.64</b>	<b>49</b>	<b>42</b>	<b>8</b>	<b>10</b>	<b>260</b>	<b>2958</b>	<b>.912</b>
<ul style="list-style-type: none"> <li>Signed as a free agent on July 7, 2007.</li> <li>Traded to Montreal along with Dustin Boyd for Sergei Kostitsyn on June 29, 2010.</li> </ul>										

Eric Fiechard #35										
YEAR	GP	MINS	GAA	W	L	T/OT	SO	GA	SA	SV%
1998-99	9	447	3.22	0	6	0	0	24	229	.895
<ul style="list-style-type: none"> <li>Acquired from Edmonton along with Drake Berehowsky and Greg de Vries for Mikhail Shtalenkov and Jim Dowd on October 1, 1998.</li> <li>Traded to Carolina for Toronto's fourth-round choice in the 1999 NHL Entry Draft (Yevgeny Pavlov) and future considerations on June 26, 1999.</li> </ul>										

Brian Finley #31										
YEAR	GP	MINS	GAA	W	L	T/OT	SO	GA	SA	SV%
2002-03	1	47	3.83	0	0	0	0	3	13	.769
2005-06	1	60	7.00	0	1	0	0	7	41	.829
<b>TOTALS</b>	<b>2</b>	<b>107</b>	<b>5.61</b>	<b>0</b>	<b>1</b>	<b>0</b>	<b>0</b>	<b>10</b>	<b>54</b>	<b>.815</b>
<ul style="list-style-type: none"> <li>Selected by Nashville in the first round (sixth overall) of the 1999 NHL Entry Draft.</li> <li>Became a free agent on July 1, 2006.</li> </ul>										

Wade Flaherty #34										
YEAR	GP	MINS	GAA	W	L	T/OT	SO	GA	SA	SV%
2002-03	1	51	4.71	0	1	0	0	4	27	.852
<ul style="list-style-type: none"> <li>Acquired from Florida for Pascal Trepanier on March 9, 2003.</li> <li>Became a free agent on July 1, 2004.</li> </ul>										

Magnus Hellberg #39										
YEAR	GP	MINS	GAA	W	L	T/OT	SO	GA	SA	SV%
2013-14	1	12	5.00	0	0	0	0	1	4	.750
<ul style="list-style-type: none"> <li>Selected by Nashville in the second round (38th overall) of the 2011 NHL Entry Draft.</li> <li>Traded to the New York Rangers for a sixth-round selection in the 2017 Entry Draft (Pavel Kotlygin) on July 1, 2015.</li> </ul>										

Carter Hutton #30										
YEAR	GP	MINS	GAA	W	L	T/OT	SO	GA	SA	SV%
2013-14	40	2085	2.62	20	11	4	1	91	1006	.893
2014-15	18	1010	2.61	6	7	4	1	44	450	.910
2015-16	17	979	2.33	7	5	4	2	38	464	.918
<b>TOTALS</b>	<b>75</b>	<b>4074</b>	<b>2.55</b>	<b>33</b>	<b>23</b>	<b>12</b>	<b>4</b>	<b>173</b>	<b>1920</b>	<b>.910</b>
<ul style="list-style-type: none"> <li>Signed as a free agent on July 5, 2013.</li> <li>Became a free agent on July 1, 2016.</li> </ul>										

Jan Lasak #35										
YEAR	GP	MINS	GAA	W	L	T/OT	SO	GA	SA	SV%
2001-02	3	177	4.41	0	3	0	0	13	104	.875
2002-03	3	90	3.33	0	1	0	0	5	39	.872
<b>TOTALS</b>	<b>6</b>	<b>267</b>	<b>4.04</b>	<b>0</b>	<b>4</b>	<b>0</b>	<b>0</b>	<b>18</b>	<b>143</b>	<b>.874</b>
<ul style="list-style-type: none"> <li>Selected by Nashville in the second round (65th overall) of the 1999 NHL Entry Draft.</li> <li>Became a free agent on July 1, 2004.</li> </ul>										

Michael Leighton #49										
YEAR	GP	MINS	GAA	W	L	T/OT	SO	GA	SA	SV%
2006-07	1	20	6.00	0	0	0	0	2	10	.800
<ul style="list-style-type: none"> <li>Claimed on waivers from Anaheim on November 27, 2006.</li> <li>Claimed on waivers by Philadelphia on January 11, 2007.</li> </ul>										

Anders Lindback #49										
YEAR	GP	MINS	GAA	W	L	T/OT	SO	GA	SA	SV%
2010-11	22	1131	2.60	11	5	2	2	49	576	.915
2011-12	16	792	2.42	10	5	8	0	32	364	.912
<ul style="list-style-type: none"> <li>Nashville's seventh choice, 2017th overall (seventh round) in the 2008 NHL Draft.</li> <li>Traded to Tampa Bay with Kyle Wilson and Nashville's seventh-round pick in the 2012 NHL Draft (Nikita Gusev) for Sebastian Caron, Minnesota's second-round pick (Pontus Aberg) and Philadelphia's second-round pick (Colton Sissons) in the 2012 NHL Draft and Tampa Bay's third-round pick (Jonathan Diaby) in the 2013 NHL Draft.</li> <li>Signed as a free agent on July 1, 2017.</li> <li>Became a free agent on July 1, 2018.</li> </ul>										

Chris Mason #30										
YEAR	GP	MINS	GAA	W	L	T/OT	SO	GA	SA	SV%
1998-99	3	69	5.22	0	0	0	0	6	44	.864
2000-01	1	59	2.03	0	1	0	0	2	20	.900
2003-04	17	744	2.18	4	4	1	1	27	365	.926
2005-06	23	1227	2.54	12	5	1	2	52	597	.913
2006-07	40	2342	2.38	24	11	4	5	93	1244	.925
2007-08	51	2692	2.90	18	22	6	4	130	1278	.898
2012-13	11	467	3.73	1	7	1	0	29	229	.873
<b>TOTALS</b>	<b>135</b>	<b>7133</b>	<b>2.61</b>	<b>58</b>	<b>43</b>	<b>12</b>	<b>12</b>	<b>310</b>	<b>3548</b>	<b>.913</b>
<ul style="list-style-type: none"> <li>Acquired from Anaheim along with Marc Moro for Dominic Roussel on October 5, 1998.</li> <li>Became a free agent on July 1, 2002.</li> <li>Claimed from Florida in the 2003 NHL Waiver Draft on October 3, 2003.</li> <li>Traded to St. Louis for NY Rangers' fourth-round selection in the 2008 NHL Entry Draft (traded to NY Rangers; NY Rangers select Dale Weise) on June 20, 2008.</li> <li>Signed as a free agent on July 1, 2012.</li> <li>Became a free agent on July 1, 2013.</li> </ul>										

Marek Mazanec #39										
YEAR	GP	MINS	GAA	W	L	T/OT	SO	GA	SA	SV%
2013-14	25	1370	2.80	8	10	0	2	64	650	.902
2014-15	2	106	2.26	0	1	0	0	4	47	.915
2016-17	4	178	4.72	0	2	0	0	14	87	.839
<b>TOTALS</b>	<b>31</b>	<b>1653</b>	<b>2.98</b>	<b>8</b>	<b>13</b>	<b>0</b>	<b>2</b>	<b>82</b>	<b>784</b>	<b>.895</b>
<ul style="list-style-type: none"> <li>Selected by the Nashville Predators in the sixth round (No. 179) of the 2012 NHL Draft.</li> <li>Contract terminated on July 26, 2017.</li> </ul>										

Tomas Vokoun #29										
YEAR	GP	MINS	GAA	W	L	T/OT	SO	GA	SA	SV%
1998-99	37	1954	2.95	12	18	4	1	96	1041	.908
1999-00	33	1879	2.78	9	20	1	1	87	908	.904
2000-01	37	2088	2.44	13	17	5	2	85	940	.910
2001-02	29	1471	2.69	5	14	4	2	66	678	.903
2002-03	69	3974	2.20	25	31	11	3	146	1771	.918
2003-04	73	4221	2.53	34	29	10	3	178	1958	.909
2005-06	61	3601	2.67	36	18	7	4	160	1984	.919
2006-07	44	2601	2.40	27	12	4	5	104	1299	.920
<b>TOTALS</b>	<b>383</b>	<b>21789</b>	<b>2.54</b>	<b>161</b>	<b>159</b>	<b>46</b>	<b>21</b>	<b>922</b>	<b>10579</b>	<b>.913</b>
<ul style="list-style-type: none"> <li>Claimed from Montreal in the 1998 NHL Expansion Draft on June 26, 1998.</li> <li>Traded to Florida for a second-round selection in the 2007 NHL Entry Draft (Nick Spaling), and a first-round (traded to NY Islanders; NY Islanders selected Joshua Bailey) and second-round selection (traded to NY Islanders; NY Islanders selected Aaron Ness) in the 2008 NHL Entry Draft and on June 22, 2007.</li> </ul>										

# TEAM HISTORY & RECORDS

## OPENING & CLOSING NIGHT RESULTS

### Season Opener Results

Season	Season Opener	Home Opener	Road Opener
1998-99	Florida 1 at Nashville 0	Florida 1 at Nashville 0	Nashville 1 at Ottawa 3
1999-00	Los Angeles 2 at Nashville 0	Los Angeles 2 at Nashville 0	Nashville 3 at Chicago 3 (OT)
2000-01*	Nashville 3 at Pittsburgh 1	Pittsburgh 3 at Nashville 1	Nashville 3 at Pittsburgh 1
2001-02	Nashville 1 at Dallas 4	St. Louis 2 at Nashville 2 (OT)	Nashville 1 at Dallas 4
2002-03	Nashville 4 at Washington 5	Edmonton 3 at Nashville 2	Nashville 4 at Washington 5
2003-04	Anaheim 1 at Nashville 3	Anaheim 1 at Nashville 3	Nashville 1 at Chicago 3
2005-06	San Jose 2 at Nashville 3	San Jose 2 at Nashville 3	Nashville 5 at Colorado 4
2006-07	Chicago 8 at Nashville 6	Chicago 8 at Nashville 6	Nashville 2 at Minnesota 6
2007-08	Colorado 0 at Nashville 4	Colorado 0 at Nashville 4	Nashville 1 at St. Louis 4
2008-09	Nashville 2 at St. Louis 5	Dallas 1 at Nashville 3	Nashville 2 at St. Louis 5
2009-10	Nashville 3 at Dallas 2 (SO)	Colorado 2 at Nashville 3	Nashville 3 at Dallas 2 (SO)
2010-11	Anaheim 1 at Nashville 4	Anaheim 1 at Nashville 4	Nashville 3 at Chicago 2
2011-12	Nashville 3 at Columbus 2	Phoenix 5 at Nashville 2	Nashville 3 at Columbus 2
2012-13	Columbus 3 at Nashville 2 (SO)	Columbus 3 at Nashville 2 (SO)	Nashville 3 at Minnesota 1
2013-14	Nashville 2 at St. Louis 4	Minnesota 2 at Nashville 3	Nashville 2 at St. Louis 4
2014-15	Ottawa 2 at Nashville 3	Ottawa 2 at Nashville 3	Nashville 2 at Winnipeg 0
2015-16	Carolina 1 at Nashville 2	Carolina 1 at Nashville 2	Nashville 3 at New Jersey 1
2016-17	Chicago 2 at Nashville 3	Chicago 2 at Nashville 3	Nashville 3 at Chicago 5
2017-18	Nashville 3 at Boston 4	Philadelphia 5 at Nashville 6	Nashville 3 at Boston 4
<b>TOTALS</b>	<b>GP</b> 19 <b>W</b> 10 <b>L</b> 8 <b>T</b> 0 <b>OTL</b> 1	<b>GP</b> 19 <b>W</b> 11 <b>L</b> 6 <b>T</b> 1 <b>OTL</b> 1	<b>GP</b> 19 <b>W</b> 8 <b>L</b> 10 <b>T</b> 1 <b>OTL</b> 0

\* The Predators opened the 2000-01 season with a two-game series against the Pittsburgh Penguins at the Saitama Super Arena outside of Tokyo, Japan. The first game was designated a home game for Pittsburgh and the second game was designated a home game for Nashville.

### Season Closer Results

Season	Season Closer	Home Closer	Road Closer
1998-99	New Jersey 4 at Nashville 1	New Jersey 4 at Nashville 1	Nashville 2 at Chicago 4
1999-00	Anaheim 5 at Nashville 1	Anaheim 5 at Nashville 1	Nashville 2 at Phoenix 3
2000-01	Nashville 0 at St. Louis 1	Calgary 0 at Nashville 4	Nashville 0 at St. Louis 1
2001-02	Nashville 4 at Phoenix 6	NY Islanders 5 at Nashville 2	Nashville 4 at Phoenix 6
2002-03	Nashville 0 at Dallas 2	Anaheim 2 at Nashville 1 (OT)	Nashville 0 at Dallas 2
2003-04	Nashville 2 at Colorado 1 (OT)	St. Louis 4 at Nashville 1	Nashville 2 at Colorado 1 (OT)
2005-06	Detroit 3 at Nashville 6	Detroit 3 at Nashville 6	Nashville 0 at St. Louis 0
2006-07	Nashville 4 at Colorado 2	St. Louis 1 at Nashville 4	Nashville 4 at Colorado 2
2007-08	Nashville 4 at Chicago 3	St. Louis 2 at Nashville 3	Nashville 1 at Chicago 3
2008-09	Nashville 4 at Minnesota 8	Chicago 4 at Nashville 2	Nashville 4 at Minnesota 8
2009-10	St. Louis 1 at Nashville 2 (SO)	St. Louis 1 at Nashville 2 (SO)	Nashville 2 at Phoenix 5
2010-11	Nashville 0 at St. Louis 2	Columbus 1 at Nashville 4	Nashville 0 at St. Louis 2
2011-12	Nashville 6 at Colorado 1	Dallas 0 at Nashville 2	Nashville 6 at Colorado 1
2012-13	Nashville 1 at Columbus 3	Calgary 3 at Nashville 4	Nashville 1 at Columbus 3
2013-14	Nashville 7 at Minnesota 3	Chicago 5 at Nashville 7	Nashville 7 at Minnesota 3
2014-15	Nashville 7 at Dallas 4	Minnesota 4 at Nashville 2	Nashville 1 at Dallas 4
2015-16	Nashville 2 at Dallas 3	Arizona 2 at Nashville 3 (OT)	Nashville 2 at Dallas 3
2016-17	Nashville 1 at Winnipeg 2	NY Islanders 2 at Nashville 1 (OT)	Nashville 1 at Winnipeg 2
2017-18	Columbus 2 at Nashville 4	Columbus 2 at Nashville 4	Nashville 4 at Washington 3
<b>TOTALS</b>	<b>GP</b> 19 <b>W</b> 7 <b>L</b> 12 <b>T</b> 0 <b>OTL</b> 0	<b>GP</b> 19 <b>W</b> 11 <b>L</b> 6 <b>T</b> 0 <b>OTL</b> 2	<b>GP</b> 19 <b>W</b> 7 <b>L</b> 12 <b>T</b> 0 <b>OTL</b> 0



# TEAM HISTORY & RECORDS

## FRANCHISE TIMELINE

**December 18, 1996:** The \$160 million Nashville Arena (now known as Bridgestone Arena) opened with Amy Grant's Tennessee Christmas.

**June 25, 1997:** Leipold Hockey Holdings, LLC was granted a conditional franchise by the NHL Board of Governors.

**July 1, 1997:** Jack Diller was named first president of the Nashville Predators.

**July 9, 1997:** David Poile was named first general manager in franchise history.

**August 6, 1997:** Barry Trotz was named as Nashville's first head coach and Paul Gardner was named assistant coach.

**September 25, 1997:** Craig Leipold and Jack Diller unveiled the saber-toothed tiger logo at the downtown First American building (now known as the Regions Center), the site of a saber-toothed tiger discovery in August, 1971.

**September 27, 1997:** The Ice Breaker Bash kicked off season-ticket sales at Bridgestone Arena and attracted over 12,000 hockey fans for three hours of hockey demonstrations, displays and interactive games.

**November 13, 1997:** Craig Leipold and Jack Diller unveiled "Predators" as Nashville's name (as selected by fans) at the Wildhorse Saloon in front of inaugural season-ticket holders and fans.

**February 12, 1998:** Head Coach Barry Trotz and Assistant Coach Paul Gardner unveiled the Predators' inaugural home and away jerseys in front of 2,000 fans at Cool Springs Galleria.

**May 4, 1998:** The National Hockey League officially announced the Nashville Predators as the 27th franchise in league history.

**June 19, 1998:** Brent Peterson was named an assistant coach.

**June 26, 1998:** The Predators selected 26 players in the NHL Expansion Draft.

**June 27, 1998:** The Nashville Predators became the 27th NHL team to participate in the NHL Entry Draft. The Predators selected David Legwand with the second overall pick.

**July 6, 1998:** Nashville signed free agent Tom Fitzgerald and named him the first captain in franchise history.

**October 10, 1998:** The Nashville Predators hosted the franchise's first NHL game vs. the Florida Panthers. In front of a sellout crowd of 17,298, Ray Whitney scored the only goal of the 1-0 game and the Panthers' Kirk McLean earned the shutout.

**October 13, 1998:** The Nashville Predators defeated the Carolina Hurricanes 3-2 to net the first victory in franchise history. Andrew Brunette notched the first goal in franchise history at 5:12 in the first period.

**January 24, 1999:** Sergei Krivokrasov became the first Predator to appear in an NHL All-Star Game. He played for the World All-Stars in the game played at Tampa Bay's Ice Palace.

**February 1, 1999:** The Predators opened their practice facility at Centennial Sportsplex.

**April 17, 1999:** The Nashville Predators closed out their inaugural season with a 4-3 loss to the New Jersey Devils. The Predators drew a total of 664,000 (16,202, 94 percent capacity) and amassed a 28-47-7 record.

**October 6-7, 2000:** The Predators opened the 2000-01 season with a two-game series against the Pittsburgh Penguins at the Saitama Super Arena outside of Tokyo, Japan. Both games finished with a score of 3-1, with the Predators winning the first and the Penguins the second. The two games drew the two largest crowds ever to witness hockey games in Japan (13,849 for the first game, 13,426 for the second).

**March 23, 2001:** General Manager David Poile was one of three recipients of the 2001 Lester Patrick Award, an honor presented annually "for outstanding service to hockey in the United States."

**November 21, 2001:** The Predators unveiled an alternate jersey. The gold sweater featured an animated saber-toothed tiger logo on the crest and a pair of tiger skulls on the shoulders, and was worn through the 2006-07 season.

**October 8, 2002:** Greg Johnson was named the second captain in team history. Scott Walker also wore the "C" on an interim basis (January 12-27) for Nashville in 2002-03.

**June 21-22, 2003:** The Nashville Predators hosted the 2003 NHL Entry Draft at Bridgestone Arena and made 13 picks overall, including eight of the first 98 players selected in what has become known as the top-producing draft in NHL history. More than 13,000 fans attended the two-day event which had an estimated economic impact of nearly \$10 million on Middle Tennessee.

**February 8, 2004:** For the first time since the team's inaugural season, Nashville was represented in the NHL All-Star Game. Kimmo Timonen (who was named to the Game in 1999, but did not participate due to injury) and Tomas Vokoun both played for the Western Conference at the Xcel Energy Center in St. Paul, Minn.

**April 3, 2004:** On the second-to-last day of the 2003-04 regular season, a loss by the Edmonton Oilers clinched the Predators' first-ever berth in the NHL Stanley Cup Playoffs.

**April 7, 2004:** The Predators headed to Detroit to take on the top-seeded Red Wings in the franchise's first playoff game. Despite a goal off the stick of Adam Hall only 16 seconds into the game, Detroit held on for a 3-1 win.

**April 11, 2004:** In the first home playoff game in team history, the Predators earned their first playoff victory, a 3-1 decision over Detroit.

**August 5, 2005:** The Predators announced the signing of free-agent forward Paul Kariya, the first First-Team NHL All-Star to sign with Nashville.

**October 8, 2005:** In their second game of the 2005-06 season, the Predators won their first shootout, a 3-2 victory over Anaheim. Paul Kariya scored the game-deciding shootout goal against his former team.



# TEAM HISTORY & RECORDS

## FRANCHISE TIMELINE

**March 18, 2006:** Nashville defeated Calgary 9-4 at Bridgestone Arena for its 40th win of the 2005-06 season, the first 40-win season in franchise history. The Predators ended the season with a record of 49-25-8 and led the NHL with 32 home wins.

**April 18, 2006:** Paul Kariya netted a hat trick as part of a four-point game in Nashville's 6-3 win over Detroit in the team's 2005-06 regular-season finale. Kariya finished the season with 31 goals and 85 points, the latter being a franchise record. Steve Sullivan also netted 31 goals, and he and Kariya became the first Predators to score 30 or more goals in a season.

**January 24, 2007:** Kimmo Timonen represented Nashville in the 55th NHL All-Star Game in Dallas while Head Coach Barry Trotz served as an assistant coach for the Western Conference in the Game.

**February 15, 2007:** The Predators acquired Hall-of-Fame center Peter Forsberg from the Philadelphia Flyers for the 2007 stretch run.

**April 5, 2007:** With a 4-1 win over the St. Louis Blues, Nashville hit the 50-win mark for the first time in franchise history. The club would end the 2006-07 regular season with a record of 51-23-8 for a franchise-record 110 points.

**May 22, 2007:** The Sporting News announces its 2006-07 awards and Predators GM David Poile was named NHL Executive of the Year and Head Coach Barry Trotz was named Coach of the Year. Both honors were determined by a vote of their peers.

**August 1, 2007:** Nashville owner Craig Leipold announced the signing of a letter of intent to sell the Nashville Predators and Powers Management to a local ownership group.

**September 12, 2007:** Jason Arnott is named the fourth captain in franchise history.

**November 29, 2007:** The National Hockey League's Board of Governors approved the proposed sale of the Nashville Predators to Predators Holdings LLC.

**December 1, 2007:** David Legwand notched three points (1g-2a) in the third period of a 5-4 shootout win at Montreal. His first point (a goal) was the 302nd of his NHL career, moving him past Kimmo Timonen into sole possession of first place on the franchise's all-time scoring list.

**December 7, 2007:** Predators Holdings LLC., completed its purchase of the Nashville Predators and Powers Management (the company that operates Bridgestone Arena) for \$193 million from Craig Leipold and took over the day-to-day operation of the Predators and Bridgestone Arena.

**December 11, 2007:** The Predators' new ownership group introduced Ed Lang as the organization's President of Business Operations and David Poile as President of Hockey Operations/General Manager.

**January 27, 2008:** Captain Jason Arnott represented Nashville in the 56th NHL All-Star Game in Atlanta, becoming the fourth Predator to represent the club in the mid-season classic.

**January 25, 2009:** Defenseman Shea Weber became the first Predators draft pick to represent the club in an All-Star Game.

**June 18, 2009:** Steve Sullivan becomes Nashville's first NHL award recipient, winning the Bill Masterton Trophy, given to the player who "best exemplifies the qualities of perseverance, sportsmanship and dedication to hockey." Sullivan returned on Jan. 10, 2009 from a 23-month absence due to injury.

**February 23, 2010:** The Predators and Bridgestone Americas, Inc. announced a multi-year naming rights and marketing partnership for team's venue, naming it Bridgestone Arena.

**February 28, 2010:** Nashville defenseman Shea Weber (Canada) and Ryan Suter (United States) clash in the Gold Medal Game of the 2010 Vancouver Olympics. Weber's Canadian squad claims gold with a 3-2 overtime victory, with Suter earning silver while logging a game-high 31:31 of ice time. Weber is named to the Olympic All-Tournament Team.

**March 1, 2010:** The Predators ownership group announced a change in the leadership of its board of directors, as Tom Cigarran became the club's new chairman.

**April 16, 2010:** Led by two tallies by J-P Dumont, the Predators scored four straight third-period goals to claim a 4-1 victory over Chicago in Game One of the teams' Western Conference Quarterfinal Series. It is the first road playoff win in franchise history.

**April 28, 2010:** Predators Head Coach Barry Trotz is named a finalist for the Jack Adams Award, given annually to the NHL's top coach. It is the second time in franchise history someone from the organization is nominated for an NHL Award. One week later, General Manager David Poile is revealed as one of three finalists for the inaugural GM of the Year Award.

**July 8, 2010:** Shea Weber is named the fifth captain in franchise history.

**August 10, 2010:** Predators appoint senior management team with addition of Jeff Cogen as CEO and Sean Henry as President and COO.

**January 30, 2011:** Captain Shea Weber participates in his second straight All-Star Game, forming a pairing with future Hall-of-Famer Nicklas Lidstrom to post a +6 rating while racking up four assists, becoming just the second defenseman in All-Star Game history to amass four helpers.

**February 10, 2011:** The Predators acquire center Mike Fisher from the Ottawa Senators for two draft picks. He would post eight points in the club's final seven regular-season contests to secure a playoff berth, then lead the team with six points in six games during their first playoff series victory in franchise history.

**February 26, 2011:** Brentwood, Tenn., native and Predators 2006 second-round pick Blake Geoffrion makes his NHL debut, becoming the first Tennessee native, and first fourth-generation NHLer to appear in the League. He scored his first goal two games later at Edmonton, and became youngest player in franchise history to notch a hat trick in his 11th career game on March 20 at Buffalo.

# TEAM HISTORY & RECORDS

## FRANCHISE TIMELINE

**April 20, 2011:** General Manager David Poile is the first of four in the organization to earn a nomination for the 2011 NHL Awards, becoming the finalist for the GM of the Year Award in each of its first two years of existence. Two days later, Pekka Rinne is nominated for the Vezina Trophy, followed by Shea Weber being named a finalist for the Norris Trophy three days later. Head Coach Barry Trotz caps the parade to Las Vegas with his second straight Jack Adams nomination four days later, giving Nashville the second-most nominees at the Awards show.

**April 22, 2011:** Nashville's spring of "firsts" begins as Jerred Smithson scores at 1:57 of extra time to lift the Predators to a 4-3 victory at the Honda Center in Anaheim. It was the Predators' first playoff overtime victory, first Game Five victory and first time winning three games in a playoff year. Two nights later in Game Six, the Predators would top the Ducks 4-2 at Bridgestone Arena to win their first playoff series in franchise history.

**April 30, 2011:** Predators rookie forward Matt Halischuk ends Game Two of the Western Conference Semifinals at 14:51 of double overtime, putting a shot over Vancouver goaltender Roberto Luongo's glove for a 2-1 win at Rogers Arena. The win tied the series at one game apiece.

**May 3, 2011:** The Nashville Predators play their first game in the month of May before a sell-out crowd of 17,113 at Bridgestone Arena.

**November 3, 2011:** On his 29th birthday, goaltender Pekka Rinne signed a seven-year, \$49 million contract, then proceeded to shut out the Phoenix Coyotes that night, stopping 35 shots in a 3-0 victory.

**November 12, 2011:** The franchise plays its 1,000th regular-season game against the Montreal Canadiens. David Poile became the first general manager in NHL history to record 1,000 games with two separate franchises (Washington from 1982-97) while Barry Trotz became just the fourth coach to spend 1,000 games behind the bench of a single franchise.

**December 15, 2011:** The Nashville Predators/Bridgestone Arena and Bridgestone Americas, Inc. announced a five-year extension on the naming rights for Bridgestone Arena, keeping the Bridgestone brand name on Nashville's downtown arena through 2019.

**January 29, 2012:** The defensive duo of Shea Weber and Ryan Suter represent the Predators at the 2012 All-Star Game.

**March 22, 2012:** The Nashville Predators announced the results of a study that found the team and Bridgestone Arena generate an annual economic impact of approximately \$410 million and support more than 2,350 jobs annually.

**March 30, 2012:** Nashville recorded the 500th regular-season victory in club history with a 4-1 victory over the Detroit Red Wings at Joe Louis Arena. The Predators hit the milestone in 1,062 games, the fewest in the post-1990 expansion era. David Poile became the first GM to guide two separate clubs to 500 wins, and Barry Trotz became just the fifth bench boss to post 500 wins with a single team.

**April 20, 2012:** With a 2-1 victory at Bridgestone Arena, the Predators eliminate the Detroit Red Wings in five games of their Western Conference Quarterfinal Series. It marks the first post-season win over the team long looked to as toast of the Central Division. It also made the Predators the only team in the Western Conference to advance to the second round in both 2011 and 2012.

**June 20, 2012:** For the second consecutive season, four members of the organization are finalists at the NHL Awards in Las Vegas. Mike Fisher became the second award winner in franchise history, earning the NHL Foundation Award which recognizes an NHL player who applies the core values of hockey - commitment, perseverance and teamwork - to enrich the lives of people in his community. Both Pekka Rinne (Vezina) and Shea Weber (Norris) are finalist for awards given to the top players at their respective positions for the second straight year, while David Poile is nominated for the GM of the Year Award for the third straight campaign.

**April 23, 2013:** The Nashville Predators announce the formation of the Nashville Predators Alumni Association.

**May 21, 2014:** Phil Housley, the all-time leading scorer among U.S.-born NHL defensemen, is named an assistant coach.

**January 9, 2014:** Bridgestone Arena officially opened the SoBro entrance at the corner of Fifth Avenue and Demonbreun, one of several stages of renovations done to continually improve patrons' experiences in the building. The SoBro entrance is home to Tavern '96, Bridgestone Arena's first outside accessible restaurant featuring indoor and outdoor seating, food and more than 60 beer options.

**March 1, 2014:** Spearheaded by the generosity of Predators Captain Shea Weber and goaltender Pekka Rinne, the Predators Foundation announced the rebranding of the Nashville Predators Pediatric Cancer Fund at Monroe Carell Jr. Children's Hospital at Vanderbilt to the 365 Pediatric Cancer Fund. As part of the 365 Fund, Weber and Rinne purchased two suites at Bridgestone Arena and will host patients and families from the Monroe Carell Jr. Children's Hospital.

**April 10, 2014:** The Nashville Predators and Scott Hamilton announce the formation of the Scott Hamilton Skating Academy at the Ford Ice Center. Hamilton will serve as active principal in the Academy, helping develop the curriculum for learn-to-skate and figure skating programs.

**May 6, 2014:** Peter Laviolette, a Stanley Cup winner with the Carolina Hurricanes in 2006, is named the franchise's second head coach. Kevin McCarthy also joins the organization as an assistant coach.

**September 12, 2014:** Ten months after the Nashville Predators and Metro Nashville Government broke ground on the new recreation center and ice rink development at Global Mall at the Crossings in Antioch, Tennessee, the Ford Ice Center officially opened for business. Ford Ice Center, named in partnership with the Mid-South Ford Dealers, is a component of a public-private partnership between the Nashville Predators and Metro to help continue the growth of hockey and all forms of recreational ice skating in Middle Tennessee.

# TEAM HISTORY & RECORDS

## FRANCHISE TIMELINE

**October 17, 2014:** In a press conference at Bridgestone Arena that included: National Hockey League Commissioner Gary Bettman, Nashville Mayor Karl Dean, Predators CEO Jeff Cohen and Bridgestone Americas President and CEO Gary Garfield, the NHL announced that the Nashville Predators and Bridgestone Arena would host the 2016 NHL All-Star Game on Jan. 30 and 31, 2016.

**December 16, 2014:** Predators General Manager David Poile won his 1,171st game as an NHL general manager in Nashville's 3-2 shootout win over Boston, moving him past Harry Sinden and into second place in all-time victories by a general manager, trailing only Glen Sather.

**January 24-25, 2015:** After securing the best record in the NHL at the midpoint of the season on Jan. 10, the Nashville Predators coaching staff - led by Head Coach Peter Laviolette - represent the club at 2015 All-Star Weekend. They are joined by Shea Weber, making his fourth consecutive All-Star Weekend appearance, and rookie Filip Forsberg. Pekka Rinne was also named but did not participate due to injury. Weber won the Hardest Shot Competition with a 108.5 mph blast, while Forsberg became the first Pred to score in an All-Star Game, tallying twice for Team Toews.

**February 21, 2015:** Bridgestone Arena was named 2014 Arena of the Year by Pollstar Magazine, an industry-leader in concert industry and sports and entertainment news. This marked the first time that Bridgestone Arena has taken home the top venue honor after being nominated 11 times, including in each of the past eight years, and the first time a building not in California or New York has won the award since the its inception in 1989.

**April 24, 2015:** For the third time in five seasons, goaltender Pekka Rinne is named a finalist for the Vezina Trophy after tying for second in the NHL in wins, ranking third in goals-against average (2.18) and seventh in save percentage (.923). Twelve days later, Head Coach Peter Laviolette was named a finalist for the Jack Adams Award for the second time in his career after leading the club back to the playoffs in his first season behind the team's bench.

**October 13, 2015:** Bridgestone Arena was named the Venue of the Year by the International Entertainment Buyers Association (IEBA) during the annual Honors and Awards Ceremony.

**October 29, 2015:** The Predators announced an executive leadership transition that saw Jeff Cohen step down as CEO, and President/COO Sean Henry assume the role effective Dec. 1, 2015.

**January 6, 2016:** In the blockbuster trade of the 2015-16 season, the Predators acquired their long-coveted No. 1 center in All-Star 30-goal, 70-point man Ryan Johansen. To get Johansen, the Predators sent promising young defenseman Seth Jones to the Columbus Blue Jackets.

**January 28-31, 2016:** The city of Nashville and the Predators host what is widely regarded as the most successful All-Star Weekend in League history. In addition to an outdoor concert series, red carpet attended by tens of thousands and picture-perfect weather, the game was played as a three-on-three tournament for the first time ever. The economic impact on the city was estimated at over \$25 million.

**April 29, 2016:** After staving off elimination with a 3-1 victory over Anaheim in Game Six of their First Round series two nights earlier, the Predators participate in - and win - their first Game Seven in franchise history, topping the Pacific Division-winning Ducks, 2-1, at the Honda Center to advance to the Second Round for the third time in franchise history.

**May 5, 2016:** In Game Three of their Second Round series, the Predators and San Jose Sharks play the longest game in franchise history, with Nashville prevailing on a Mike Fisher goal 11:12 into triple overtime.

**May 10, 2016:** Facing elimination on home ice for the second consecutive series in Game Six of their Round Two series with San Jose, the Preds receive a goal from rookie Viktor Arvidsson at 2:03 of overtime to again force Game Seven.

**June 22, 2016:** Then-Captain Shea Weber won the 2016 Mark Messier Leadership Award at the NHL Awards, becoming the third player in franchise history to win an NHL Award. Weber was personally selected by Messier for the award.

**June 29, 2016:** In the biggest transaction in franchise history and one of the largest one-for-one player trades in NHL history, the Predators acquired Norris Trophy-winning defenseman P.K. Subban from the Montreal Canadiens for team captain Shea Weber.

**September 8, 2016:** Forward Mike Fisher was named the seventh captain in franchise history.

**October 21, 2016:** ESPN released its annual Ultimate Standings report, with the Predators ranking first overall in the categories of Fan Relations, Affordability and Stadium Experience. Overall, the club is second out of 30 NHL teams and sixth out of all 122 professional sports teams throughout the NHL, NFL, MLB and NBA.

**January 3, 2017:** Nashville Predators defenseman P.K. Subban was named captain of the Central Division All-Star team for the 2017 NHL All-Star Weekend in Los Angeles, Jan. 28-29, the first Predators player to be named a captain or starter of an NHL All-Star Team.

**January 25, 2017:** The Nashville Predators and Allstate Foundations announced a major investment in AMEND, the four-year old violence prevention program of YWCA Nashville & Middle Tennessee. The NHL team made a commitment of \$500,000 over a five-year period to support the initiative.

**March 2, 2017:** The Nashville Predators announced the development of a new ice rink at One Bellevue Place. This the second location the Preds have created to grow the sport of hockey through Middle Tennessee, the first being Ford Ice Center in Antioch. The Predators are now involved in three of Nashville's biggest recreational operations in Ford Ice Center, Centennial Sportsplex, and now Bellevue.

**April 4, 2017:** The Predators wrap up the home portion of their regular-season schedule by setting several attendance records. The team played to 100.2 percent capacity during the 2016-17 regular season, setting the single-season franchise attendance record with 703,555 fans, with a franchise-best 41 games being recorded as sellouts, the first time in franchise history.

# TEAM HISTORY & RECORDS

## FRANCHISE TIMELINE

**May 7, 2017:** The Nashville Predators beat the St. Louis Blues in Game Six of the Second Round series to advance - for the first time in franchise history - to the Western Conference Final.

**May 18, 2017:** The Preds took to the ice in Game Four of the Western Conference Final against the Anaheim Ducks in front of 17,423 fans, setting the franchise record for single-game hockey attendance at Bridgestone Arena.

**May 22, 2017:** Led by a Colton Sissons hat trick, the Nashville Predators beat the Anaheim Ducks in Game Six of the Western Conference Final to advance - for the first time in franchise history - to the Stanley Cup Final.

**June 15, 2017:** The Nashville Convention and Visitors Corporation estimated the overall economic impact from a record 11 home playoff games for the Preds exceeded \$50 million, including \$8 million for each game of the Stanley Cup Final. Game Six of the Stanley Cup Final was on the same weekend as CMA Fest, whose events pooled over 100,000 people downtown and an estimated \$2.7 million for Nashville in sales tax.

**June 21, 2017:** Nashville Predators General Manager David Poile was named the 2017 NHL General Manager of the Year at the 2017 NHL Awards at T-Mobile Arena in Las Vegas, winning the award for the first time in his fourth nomination for the honor since its inception in 2010, the most of any GM.

**July 20, 2017:** The Nashville Predators named Dan Muse as an assistant coach after the departure of Phil Housley to become head coach of the Buffalo Sabres, and promoted Kevin McCarthy to associate coach.

**August 3, 2017:** Captain Mike Fisher announced his retirement from the NHL.

**September 19, 2017:** Defenseman Roman Josi was named the eighth captain in franchise history.

**October 10, 2017:** In front of a soldout crowd at Bridgestone Arena, the 2017 Western Conference Championship banner - the first in franchise history - is raised to the rafters.

**October 23, 2017:** ESPN named the Nashville Predators their No. 1 franchise in professional sports across all categories, including value, fan experience and online content.

**November 5, 2017:** Nashville acquires Kyle Turris from Ottawa as part of a three-team trade and sends Samuel Girard, Vladislav Kamenev and a second-round pick in the 2018 NHL Draft to Colorado.

**January 28, 2018:** Peter Laviolette, P.K. Subban and Pekka Rinne represent the Predators at the 2018 NHL All-Star Game in Tampa, Florida.

**January 31, 2018:** Mike Fisher announces his intention to return to the Nashville Predators as a player at a press conference at Bridgestone Arena.

**February 9, 2018:** Bridgestone Arena is named Arena of the Year by Pollstar Magazine for the second time in building history.

**February 27, 2018:** Roman Josi ties the franchise record for assists (5) and points (5) in a single game in Nashville's 6-5 victory over Winnipeg, a game in which Ryan Hartman scores the game-winning goal in his Predators' debut.

**March 1, 2018:** Predators General Manager David Poile becomes the winningest GM in NHL history with his 1,320th victory in a game against Edmonton.

**March 8, 2018:** Nashville extends its franchise-record win streak to 10 games with a 4-2 victory over the Anaheim Ducks at Bridgestone Arena.

**March 29, 2018:** Nashville hosts its 100th consecutive sellout, a century mark of regular-season and playoff contests that have seen at least 17,113 patrons in the building for every game over the past two calendar years.

**April 5, 2018:** Nashville clinches its first-ever Presidents' Trophy, Central Division title and No. 1 seed in the Western Conference.

**May 2, 2018:** The Nashville Predators Foundation hands out 149 grants totaling \$607,639.32 to Nashville and Middle Tennessee community service and charitable organizations - the largest one-time donation in the Foundation's history, surpassing 2017's previous high of \$515,000 by nearly \$100,000.

**May 22, 2018:** Predators General Manager David Poile announces the promotions of Jeff Kealty to Assistant General Manager and Director of Scouting; Brian Poile to Assistant General Manager and Director of Hockey Operations; and Scott Nichol to General Manager of the Milwaukee Admirals and Director of Player Development.

**June 20, 2018:** Pekka Rinne wins the Vezina Trophy as the NHL's top goaltender for the 2017-18 regular season.

**August 9, 2018:** Predators President of Hockey Operations/General Manager David Poile is named to the U.S. Hockey Hall of Fame Class of 2018.

**August 14, 2018:** Defenseman Ryan Ellis signs an eight-year, \$50 million contract that will keep him in Nashville through the 2026-27 season.

**September 2018:** In an on-going effort to give fans, players and performers the best possible facilities and atmosphere, Bridgestone Arena completed another renovation of more than \$10 million, which included new LED ribbons inside the arena bowl, a new audio system and a new in-house control room. The renovation total is nearly \$75 million in the last eight years.

# TEAM HISTORY & RECORDS

## ALL-TIME TRADES & ACQUISITIONS

**June 1, 1998:** Acquired forward Marian Cisar from Los Angeles for future considerations

**June 4, 1998:** Signed free-agent defenseman Jayson More.

**June 8, 1998:** Signed free-agent forward Rob Valicevic.

**June 11, 1998:** Signed free-agent forward Mark Mowers.

**June 26, 1998:** Selected 26 players in the NHL Expansion Draft: Chris Armstrong (FLA), Blair Atcheynum (STL), Joel Bouchard (CGY), Bob Boughner (BUF), Paul Brousseau (T.B), Doug Brown (DET), Andrew Brunette (WSH), Frederic Chabot (LA), Patrick Cote (DAL), J.J. Daigneault (NYI), Jeff Daniels (CAR), Craig Darby (PHI), Mike Dunham (N.J), Doug Friedman (EDM), Tony Hrkac (PIT), Al Iafrate (S.J), Greg Johnson (CHI), Uwe Krupp (COL), Denny Lambert (OTT), Mike Richter (NYR), Mikhail Shtalenkov (ANA), John Slaney (PHX), Mike Sullivan (BOS), Tomas Yokoun (MTL), Scott Walker (VAN) and Rob Zettler (TOR).

Acquired forward Darren Turcotte and St. Louis' highest compensatory selection in the 1999 NHL Entry Draft (traded to Florida; Florida selected Alex Auld) from St. Louis for future considerations. Acquired goaltender Dominic Roussel and defenseman Jeff Staples from Philadelphia for a seventh-round selection in the 1998 NHL Entry Draft (Cam Ondrik). Acquired defensemen Jan Vopat and Kimmo Timonen from Los Angeles for future considerations. Acquired forward Sergei Krivokrasov from Chicago for future considerations. Acquired forward Jim Dowd from Calgary for future considerations. Acquired forward Ville Peltonen from San Jose for a fifth-round selection in the 1998 NHL Entry Draft (traded to Phoenix; Phoenix selected Josh Blackburn). Acquired forward Sebastien Bordeleau from Montreal for future considerations. Acquired a fifth-round selection in the 1998 NHL Entry Draft (Martin Beauchesne) from Colorado for future considerations.

**June 27, 1998:** Acquired a first-round (David Legwand) and third-round selection (Geoff Koch) in the 1998 NHL Entry Draft from San Jose for a first-round (Brad Stuart) and second-round selection (Jonathan Cheechoo) in the 1998 NHL Entry Draft. Selected forwards Denis Arhipov, Martin Bartek, Craig Brunel, Geoff Koch and David Legwand and defensemen Martin Beauchesne, Kent Sauer and Karlis Skratins in the 1998 NHL Entry Draft. Signed free-agent forward Patric Kjellberg.

**June 30, 1998:** Acquired a seventh-round selection in the 1999 NHL Entry Draft (Kyle Kettles) from Phoenix for forward Mike Sullivan.

**July 6, 1998:** Signed free-agent forward Tom Fitzgerald.

**July 7, 1998:** Acquired forward Vitali Yachmenev from Los Angeles for future considerations.

**July 9, 1998:** Signed free-agent forward David Gosselin. Traded forward Tony Hrkac to Dallas for future considerations.

**July 13, 1998:** Signed free-agent forward Matt Henderson.

**July 14, 1998:** Acquired forward Petr Sykora, a third-round selection in the 1999 NHL Entry Draft (traded to Edmonton; Edmonton selected Mike Comrie) and a conditional selection in the 1999 NHL Entry Draft (Alexandre Krevsun) from Detroit for forward Doug Brown.

**July 16, 1998:** Signed free-agent forward Brad Smyth.

**July 20, 1998:** Goaltender Frederic Chabot claimed on waivers by Los Angeles.

**August 6, 1998:** Signed free-agent defenseman Jamie Heward.

**August 19, 1998:** Signed free-agent forward Jeff Nelson.

**August 26, 1998:** Signed free-agent defensemen Shannon Finn and Kaj Linna.

**October 1, 1998:** Acquired defensemen Drake Berehowsky and Greg de Vries and goaltender Eric Fichaud from Edmonton for forward Jim Dowd and goaltender Mikhail Shtalenkov.

**October 5, 1998:** Acquired defenseman Marc Moro and goaltender Chris Mason from Anaheim for goaltender Dominic Roussel. Claimed forward Zdeno Ciger from Edmonton in the 1998 NHL Waiver Draft.

**October 12, 1998:** Signed free-agent defenseman Jeff Kealty.

**October 25, 1998:** Acquired a third-round selection in the 1999 Entry Draft (traded to Colorado; Colorado selected Branko Radivojevic) from Colorado for defenseman Greg de Vries.

**October 28, 1998:** Signed free-agent forward Bobby Russell.

**October 31, 1998:** Acquired forward Cliff Ronning and defenseman Richard Lintner from Phoenix for future considerations.

**January 13, 1999:** Traded defenseman J.J. Daigneault to Phoenix for future considerations.

**January 26, 1999:** Acquired defenseman Sergei Klimentiev from Philadelphia for future considerations.

**March 12, 1999:** Claimed defenseman Dan Keczer on waivers from Dallas.

**March 23, 1999:** Acquired a sixth-round selection in the 2000 NHL Entry Draft (Zbynek Irgl) from St. Louis for forward Blair Atcheynum.

**April 19, 1999:** Acquired defenseman Bubba Berenzweig from the New York Islanders for a fourth-round selection in the 1999 NHL Entry Draft (Johan Halvardsson).

**May 3, 1999:** Traded forward Brad Smyth to the New York Rangers for future considerations May 4, 1999: Signed free-agent forward Danny Riva.

**June 17, 1999:** Signed free-agent defenseman Jayme Filipowicz.

**June 21, 1999:** Acquired a conditional selection in the 2000 NHL Entry Draft (Matt Hendricks) from Atlanta for forward Andrew Brunette.

**June 22, 1999:** Traded forward Jeff Nelson to Washington for future considerations.

**June 26, 1999:** Acquired Toronto's fourth-round selection in the 1999 NHL Entry Draft (Yevgeny Pavlov) and future considerations from Carolina for goaltender Eric Fichaud. Acquired forward Phil Crowe from Atlanta for future considerations. Acquired defenseman Craig Millar from Edmonton for Detroit's third-round selection in the 1999 NHL Entry Draft (Mike Comrie). Acquired a second-round selection in the 1999 NHL Entry Draft (traded to Colorado; Colorado selected

# TEAM HISTORY & RECORDS

## ALL-TIME TRADES & ACQUISITIONS

Martin Grenier) and a third-round selection in the 2000 NHL Entry Draft (Libor Pivko) from Florida for a second-round selection in the 1999 NHL Entry Draft (Alex Auld). Acquired two second-round selections in the 1999 NHL Entry Draft (Adam Hall, Andrew Hutchinson) from Colorado for a second-round selection (Martin Grenier) and Colorado's third-round selection (Branko Radivojevic) in the 1999 NHL Entry Draft. Selected forwards Jonas Andersson, Martin Erat, Adam Hall, Darren Haydar, Alexandre Krevsun, Konstantin Panov, Yevgeny Pavlov, defensemen Brett Angel, Miroslav Durak, Ed Hill, Timo Helbling and Andrew Hutchinson and goaltenders Brian Finley, Kyle Kettles and Jan Lasak in the 1999 NHL Entry Draft.

**July 26, 1999:** Signed free-agent forward Brent Peterson and free-agent defenseman Alexandre Boikov.

**August 10, 1999:** Signed free-agent forward Steve Washburn and free-agent goaltender Corey Hirsch.

**August 16, 1999:** Acquired forward Randy Robitaille from Atlanta for forward Denny Lambert.

**September 27, 1999:** Acquired forward Paul Healey from Philadelphia for forward Matt Henderson.

**October 2, 1999:** Signed free-agent forward Jason Dawe.

**November 10, 1999:** Claimed defenseman Bill Houlder on waivers from Tampa Bay.

**November 16, 1999:** Acquired a conditional selection in the 2001 NHL Entry Draft from Philadelphia for forward Steve Washburn.

**January 20, 2000:** Claimed forward Niklas Andersson on waivers from the New York Islanders.

**February 2, 2000:** Acquired defenseman Stewart Malgunas from Washington for a conditional selection in the 2001 NHL Draft. Acquired defenseman John Namestnikov from the New York Rangers for forward Jason Dawe.

**February 6, 2000:** Defenseman Stewart Malgunas claimed on waivers by Calgary.

**February 9, 2000:** Acquired defenseman Rory Fitzpatrick from St. Louis for defenseman Dan Keczmér.

**February 14, 2000:** Acquired forward Eric Bertrand from Philadelphia for future considerations.

**February 19, 2000:** Forward Niklas Andersson claimed on waivers by the New York Islanders.

**March 13, 2000:** Acquired defenseman Pavel Skrbek from Pittsburgh for defenseman Bob Boughner.

**March 14, 2000:** Defenseman Joel Bouchard claimed on waivers by Dallas. Acquired forward Petr Sachi from the New York Islanders for a ninth-round selection in the 2000 Entry Draft (Tomi Pettinen). Acquired defenseman Cale Hulse and a third-round selection in the 2001 Entry Draft (Denis Platonov) from Calgary for forward Sergei Krivokrasov. Traded goaltender Corey Hirsch to Anaheim for future considerations.

**March 27, 2000:** Forward Darren Turcotte announced his retirement. Signed free-agent forward Greg Classen.

**May 1, 2000:** Signed free-agent forward Ryan Tobler.

**May 23, 2000:** Claimed forwards Sean Haggerty and Mike Watt on waivers from the New York Islanders.

**June 12, 2000:** Acquired a fifth-round selection in the 2000 NHL Entry Draft (Matt Koalska) from Edmonton for forward Patrick Cote.

**June 24, 2000:** Selected forwards Scott Hartnell, Libor Pivko and Daniel Widing and defenseman Mattias Nilsson in the 2000 NHL Entry Draft.

**June 25, 2000:** Acquired a third-round selection in the 2001 NHL Entry Draft (traded to Philadelphia; Philadelphia selected Patrick Sharp) from Detroit for a fourth-round selection in the 2000 NHL Entry Draft (Stefan Liv). Selected forwards Matt Hendricks, Zbynek Irgl and Matt Koalska, defensemen Mats Christeen, Tomas Harant, Martin Hohener, and Mike Stuart and goaltender Jure Penko in the 2000 NHL Entry Draft.

**August 15, 2000:** Signed free-agent forward Brantt Myhres.

**September 25, 2000:** Signed free-agent forward Jeremy Stevenson. Acquired defenseman Alexei Vasiliev from the New York Rangers for a conditional draft selection.

**September 29, 2000:** Acquired defenseman Mark Eaton from Philadelphia for Detroit's third-round selection in the 2001 NHL Entry Draft (Patrick Sharp). Forward Zdeno Ciger claimed by Minnesota in the 2000 NHL Waiver Draft.

**October 25, 2000:** Defenseman Craig Millar claimed on waivers by Tampa Bay.

**January 2, 2001:** Claimed defenseman Robert Schnabel on waivers from Phoenix.

**January 12, 2001:** Traded defenseman Rory Fitzpatrick to Edmonton for future considerations.

**February 1, 2001:** Traded forward Brantt Myhres to Washington for future considerations.

**March 7, 2001:** Acquired defenseman Bert Robertsson from the New York Rangers for forward Ryan Tobler.

**March 9, 2001:** Acquired Atlanta's second-round selection in the 2001 NHL Entry Draft (Timofei Shishkanov) from Vancouver for defenseman Drake Berehowsky.

**March 13, 2001:** Forward Sebastien Bordeleau claimed on waivers by St. Louis.

**May 2, 2001:** Signed free-agent forward Bryan Lundbohm.

**May 24, 2001:** Acquired defenseman Mikhail Chernov from Philadelphia for forward Mike Watt.

**June 1, 2001:** Signed free-agent forward Vladimir Orszagh. Claimed forward Bill Bowler on waivers from Columbus.

# TEAM HISTORY & RECORDS

## ALL-TIME TRADES & ACQUISITIONS

**June 19, 2001:** Claimed forward Yves Sarault on waivers from Atlanta.

**June 23, 2001:** Selected forwards Denis Platonov, Oliver Setzinger, and Timofei Shishkanov and defensemen Dan Hamhuis and Tomas Slovák in the 2001 NHL Entry Draft.

**June 24, 2001:** Acquired a fourth-round selection in the 2001 NHL Entry Draft (Jordin Tootoo) from Philadelphia for a fourth-round (traded to Carolina; Carolina selected Rob Zepp), a fifth-round (Jussi Timonen) and a seventh-round (Thierry Douville) selection in the 2001 NHL Entry Draft. Selected forwards Gustav Gräsberg and Jordin Tootoo and defensemen Anton Lavrentiev and Mikko Lehtonen in the 2001 NHL Entry Draft.

**July 2, 2001:** Signed free-agent forward Stu Grimson.

**July 31, 2001:** Acquired defenseman Andy Delmore from Philadelphia for a third-round selection in the 2002 NHL Entry Draft (traded to Phoenix; Phoenix selected Joe Callahan).

**August 8, 2001:** Signed free-agent forward Erik Anderson and free-agent defenseman Rich Brennan.

**October 9, 2001:** Acquired forward Nathan Perrott from Chicago for a conditional selection in the 2003 NHL Entry Draft.

**November 1, 2001:** Acquired forward Petr Tenkrat from Anaheim for forward Patric Kjellberg.

**December 4, 2001:** Acquired forward Jay Legault from Anaheim for defenseman Bert Robertsson.

**December 18, 2001:** Acquired defenseman Brett Hauer from Los Angeles for defenseman Rich Brennan.

**January 11, 2002:** Acquired forward Petr Hubacek and defenseman Jason Beckett from Philadelphia for forward Yves Sarault and a conditional selection in the 2003 NHL Entry Draft.

**January 30, 2002:** Claimed forward Reid Simpson on waivers from Montreal.

**February 6, 2002:** Acquired forward Steve Dubinsky from Chicago for future considerations.

**March 1, 2002:** Acquired defensemen D.J. Smith and Marty Wilford from Toronto for defenseman Marc Moro. Acquired a conditional draft selection (Matt Davis) from Colorado for defenseman D.J. Smith.

**March 13, 2002:** Acquired a fourth-round selection in the 2003 NHL Entry Draft (traded to Anaheim; Anaheim selected Nathan Saunders) and future considerations from Chicago for forward Tom Fitzgerald.

**March 16, 2002:** Acquired defenseman Jere Karalahti and a conditional selection in the 2003 NHL Entry Draft (Teemu Lassila) from Los Angeles for forward Cliff Ronning.

**March 17, 2002:** Acquired forward Jukka Hentunen from Calgary for a conditional selection in the 2003 NHL Entry Draft.

**March 19, 2002:** Acquired defenseman Peter Smrek from the New York Rangers for defenseman Richard Lintner.

**May 6, 2002:** Signed free-agent forward Vernon Fiddler.

**May 15, 2002:** Acquired forward Steve Parsons from Pittsburgh for future considerations.

**June 22, 2002:** Acquired a third-round selection in the 2002 NHL Entry Draft (traded to Detroit; Detroit selected Valteri Filppula) from Anaheim for future considerations. Acquired a third-round selection in the 2002 NHL Entry Draft (traded to Toronto; Toronto selected Dominic D'Amour) and a second-round selection in the 2003 NHL Entry Draft (Konstantin Glazachev) from Buffalo for a second-round selection in the 2002 NHL Entry Draft (traded to Edmonton; Edmonton selected Jarret Stoll). Acquired a third-round selection in the 2003 NHL Entry Draft (Paul Brown) from Washington for forward Petr Sykora. Acquired a conditional third-round selection in the 2003 NHL Entry Draft (Alexander Sulzer) from Toronto for a third-round selection in the 2002 NHL Entry Draft (Dominic D'Amour). Acquired a third-round selection in the 2003 NHL Entry Draft (Grigory Shafiqulin) from Detroit for a third-round selection in the 2002 NHL Entry Draft (Valteri Filppula). Selected forward Scottie Upshall in the 2002 NHL Entry Draft.

**June 23, 2002:** Selected forwards Kaleb Betts, Patrick Jarrett and Brandon Segal, defensemen Josh Morrow and Steven Spencer and goaltenders Matt Davis and Mike McKenna in the 2002 NHL Entry Draft.

**June 29, 2002:** Acquired forward Cameron Mann and goaltender Ed Belfour from Dallas for forward David Gosselin and a fifth-round selection in the 2003 NHL Entry Draft (Eero Kilpeläinen).

**June 30, 2002:** Acquired forward Tie Domi from Toronto for an eighth-round selection in the 2003 NHL Entry Draft (Shaun Landolt).

**July 11, 2002:** Signed free-agent forwards Brent Gilchrist and Clarke Wilm.

**July 15, 2002:** Signed free-agent forwards Greg Koehler and Wyatt Smith.

**July 16, 2002:** Signed free-agent defenseman Pascal Trepanier.

**July 24, 2002:** Signed free-agent forwards Denis Pederson and Domenic Pittis.

**September 4, 2002:** Signed free-agent forward Andreas Johansson.

**October 4, 2002:** Claimed defenseman Francis Bouillon from Montreal in the 2002 NHL Waiver Draft. Forward Petr Tenkrat claimed by Florida in the 2002 NHL Waiver Draft.

**October 23, 2002:** Acquired defenseman Jason York from Anaheim for future considerations.

**October 25, 2002:** Defenseman Francis Bouillon claimed on waivers by Montreal.

**December 2, 2002:** Signed free-agent forward Reid Simpson.

**December 12, 2002:** Acquired forward Rem Murray and defensemen Tomas Kloucek and Marek Zidlicky from the New York Rangers for goaltender Mike Dunham.

**December 31, 2002:** Acquired forward Bob Wren from Toronto for forward Nathan Perrott.

# TEAM HISTORY & RECORDS

## ALL-TIME TRADES & ACQUISITIONS

**February 4, 2003:** Traded forward Greg Koehler to Los Angeles for future considerations.

**February 17, 2003:** Acquired forward Jon Sim from Dallas for defenseman Bubba Berenzweig and a conditional selection in the 2004 NHL Entry Draft.

**March 3, 2003:** Acquired forward Oleg Petrov from Montreal for a fourth-round selection in the 2003 NHL Entry Draft (traded to Washington; Washington selected Andreas Valdik).

**March 8, 2003:** Forward Jon Sim claimed on waivers by Los Angeles.

**March 9, 2003:** Acquired goaltender Wade Flaherty from Florida for defenseman Pascal Trepanier.

**March 10, 2003:** Traded forward Bob Wren to Ottawa for future considerations.

**March 11, 2003:** Claimed forward Todd Warriner on waivers from Philadelphia. Acquired defenseman Alexander Riazantsev from Colorado for a seventh-round selection in the 2003 NHL Entry Draft (Linus Videll).

**June 21, 2003:** Acquired forward Sergei Soin from Colorado for defenseman Tomas Slovák.

**June 22, 2003:** Selected forwards Paul Brown, Konstantin Glazachev and Grigory Shafiqulin and defensemen Kevin Klein, Richard Stehlik, Alexander Sulzer, Ryan Suter and Shea Weber in the 2003 NHL Entry Draft.

**June 23, 2003:** Acquired a fourth-round (Nick Fugere) and fifth-round selection (Kyle Moir) in the 2004 NHL Entry Draft from Anaheim for a fourth-round selection in the 2003 NHL Entry Draft (Nathan Saunders). Acquired two seventh-round selections in the 2003 NHL Entry Draft (Andrei Mukhachev, Miroslav Hanuljak) from Los Angeles for a sixth-round selection in the 2003 NHL Entry Draft (Esa Pirnes). Selected forward Lauris Darzins, defenseman Andrei Mukhachev and goaltenders Miroslav Hanuljak, Teemu Lassila and Rustam Sidikov in the 2003 NHL Entry Draft.

**June 26, 2003:** Acquired defenseman Curtis Murphy from Minnesota for defenseman Peter Smrek.

**June 27, 2003:** Acquired a third-round selection in the 2004 NHL Entry Draft (traded to Minnesota; Minnesota selected Clayton Stoner) from Buffalo for defenseman Andy Delmore.

**June 30, 2003:** Acquired a third-round selection in the 2004 NHL Entry Draft (traded to Ottawa; Ottawa selected Peter Reglin) from Colorado for defenseman Karlis Skrastins.

**July 14, 2003:** Acquired forward Mike Farrell from Washington for defenseman Alexander Riazantsev.

**July 17, 2003:** Signed free-agent defenseman Ray Schultz.

**July 22, 2003:** Signed free-agent forward Jim McKenzie.

**September 10, 2003:** Signed free-agent forward Mathieu Darche and free-agent defenseman Jamie Allison.

**October 3, 2003:** Claimed defenseman Wade Brookbank from Ottawa and goaltender Chris Mason from Florida in the 2003 NHL Waiver Draft.

**October 22, 2003:** Claimed forward Jeremy Stevenson on waivers from Minnesota.

**November 4, 2003:** Signed free-agent forward Tony Hrkac.

**November 26, 2003:** Signed free-agent defenseman Stan Neckar.

**December 2, 2003:** Acquired forward Simon Gamache and defenseman Kirill Safronov from Atlanta for forward Ben Simon and defenseman Tomas Kloucek.

**December 17, 2003:** Traded defenseman Wade Brookbank to Vancouver for future considerations.

**December 31, 2003:** Claimed forward Jason Morgan on waivers from Calgary.

**January 30, 2004:** Claimed forward Jeremy Yablonski on waivers from St. Louis.

**February 16, 2004:** Acquired forward Steve Sullivan from Chicago for a second-round selection in the 2004 NHL Entry Draft (Ryan Garlock) and a second-round selection in the 2005 NHL Entry Draft (Michael Blunden).

**February 19, 2004:** Forward Jason Morgan claimed on waivers by Calgary.

**February 25, 2004:** Acquired an eighth-round selection in the 2004 NHL Entry Draft (Pekka Rinne) from Tampa Bay for defenseman Timo Helbling.

**March 5, 2004:** Acquired forward Sergei Zholtok and defenseman Brad Bombardir from Minnesota for Buffalo's third-round selection (Clayton Stoner) and a fourth-round selection (Patrick Bordeleau) in the 2004 NHL Entry Draft.

**March 9, 2004:** Acquired defenseman Shane Hnidy from Ottawa for Colorado's third-round selection in the 2004 NHL Entry Draft (Peter Reglin). Acquired a sixth-round selection in the 2004 NHL Entry Draft (Kevin Schaeffer) from Tampa Bay for defenseman Stan Neckar.

**June 26, 2004:** Selected forwards Vaclav Meidl and Alexander Radulov in the 2004 NHL Entry Draft.

**June 27, 2004:** Selected forwards Stanislav Balan, Nick Fugere and Michael Santorelli, defensemen Denis Kulyash, Janne Niskala, Kevin Schaeffer and Craig Switzer and goaltenders Kyle Moir and Pekka Rinne in the 2004 NHL Entry Draft.

**July 9, 2004:** Signed free-agent defenseman Greg Zanon.

**July 22, 2004:** Signed free-agent forwards Cam Severson and Jerred Smithson.

**July 26, 2004:** Signed free-agent defenseman Andreas Lilja.

**July 27, 2005:** Acquired forward Darcy Hordichuk from Florida for a fourth-round selection in the 2005 NHL Entry Draft (Matt Duffy).

**July 29, 2005:** Acquired a third-round selection in the 2005 NHL Entry Draft (Teemu Laakso) from Carolina for defenseman Andrew Hutchinson.



# TEAM HISTORY & RECORDS

## ALL-TIME TRADES & ACQUISITIONS

**July 30, 2005:** Acquired a fourth-round selection in the 2006 NHL Entry Draft (Niko Snellman) from Atlanta for defenseman Shane Hnidy. Selected forwards Patric Hornqvist, Ryan Maki and Cal O'Reilly and defenseman Cody Franson, Teemu Laakso, Ryan Parent and Scott Todd in the 2005 NHL Entry Draft.

**August 2, 2005:** Acquired defenseman Danny Markov from Philadelphia for a third-round selection in the 2006 NHL Entry Draft (traded to Los Angeles; Los Angeles selected Bud Holloway).

**August 4, 2005:** Signed free-agent defenseman Sheldon Brookbank.

**August 5, 2005:** Signed free-agent forward Paul Kariya.

**August 6, 2005:** Signed free-agent forward Scott Nichol.

**August 19, 2005:** Signed free-agent forward Randy Robitaille.

**August 31, 2005:** Signed free-agent forward Greg Classen.

**September 9, 2005:** Acquired forward Kris Beech from Pittsburgh for a conditional selection in the 2006 NHL Entry Draft (traded to Florida; Florida selected Derrick Lapoint).

**October 3, 2005:** Signed free-agent forward Yanic Perreault.

**October 4, 2005:** Forward Randy Robitaille claimed on waivers by Minnesota.

**October 24, 2005:** Acquired defenseman Rick Berry from Phoenix for future considerations.

**November 29, 2005:** Forward Simon Gamache claimed on waivers by St. Louis.

**January 28, 2006:** Claimed forward Simon Gamache on waivers from St. Louis.

**January 29, 2006:** Acquired forward Mike Sillinger from St. Louis for forward Timofei Shishkanov.

**February 13, 2006:** Defenseman Jamie Allison claimed on waivers by Florida.

**February 15, 2006:** Forward Jeremy Stevenson claimed on waivers by Dallas.

**March 9, 2006:** Acquired defenseman Brendan Witt from Washington for forward Kris Beech and a first-round selection in the 2006 NHL Entry Draft (Semyon Varlamov).

**May 18, 2006:** Signed free-agent defenseman Ville Koistinen.

**June 24, 2006:** Selected forwards Ryan Flynn, Blake Geoffrion, Viktor Sjodin and Niko Snellman and goaltender Mark Dekanich in the 2006 NHL Entry Draft.

**July 2, 2006:** Signed free-agent forward Jason Arnott.

**July 17, 2006:** Signed free-agent forwards Shane Endicott and Patrick Leahy, free-agent defenseman Nolan Yonkman and free-agent goaltender Karl Goehring.

**July 18, 2006:** Acquired forward Josef Vasicek from Carolina for forward Scott Walker.

**July 19, 2006:** Acquired forward Dominic Moore from the New York Rangers for forward Adam Hall. Acquired a third-round selection in the 2007 NHL Entry Draft (Ryan Thang) from Pittsburgh for forwards Dominic Moore and Libor Pivko.

**July 21, 2006:** Signed free-agent forward Ramzi Abid.

**August 21, 2006:** Signed free-agent defenseman Alex Henry.

**August 29, 2006:** Signed free-agent forward J-P Dumont.

**October 2, 2006:** Signed free-agent forward Kim Staal.

**October 6, 2006:** Signed free-agent forward Kelsey Wilson.

**November 27, 2006:** Claimed goaltender Michael Leighton on waivers from Anaheim.

**January 11, 2007:** Goaltender Michael Leighton claimed on waivers by Philadelphia.

**January 17, 2007:** Signed free-agent forward Rich Peverley.

**January 26, 2007:** Acquired forward Chris Durno from Anaheim for forward Shane Endicott.

**February 9, 2007:** Acquired forward Eric Belanger from Carolina for forward Josef Vasicek.

**February 10, 2007:** Acquired defenseman Vitaly Vishnevski from Atlanta for forward Eric Belanger.

**February 15, 2007:** Acquired forward Peter Forsberg from Philadelphia for forward Scottie Upshall, defenseman Ryan Parent, and a first-round (traded to Nashville; Nashville selected Jonathon Blum) and third-round selection (traded to Washington; Washington selected Phil Desimone) in the 2007 NHL Entry Draft.

**February 27, 2007:** Acquired a fourth-round selection in the 2007 NHL Entry Draft (Mark Santorelli) from Buffalo for defenseman Mikko Lehtonen.

**June 1, 2007:** Signed free-agent forwards Antti Pihlstrom and Oliver Setzinger.

**June 4, 2007:** Acquired forward Matt Ellison from Philadelphia for future considerations.

**June 18, 2007:** Acquired Nashville's first-round selection in the 2007 NHL Entry Draft (Jonathon Blum) from the Philadelphia Flyers for the rights to forward Scott Hartnell and defenseman Kimmo Timonen.

**June 22, 2007:** Acquired a second-round selection in the 2007 NHL Entry Draft (Nick Spaling) and a first (traded to the New York Islanders; New York Islanders selected Joshua Bailey) and second-round selection (traded to the New York Islanders; New York Islanders selected Aaron Ness) in the 2008 NHL Entry Draft from the Florida Panthers for goaltender Tomas Vokoun. Selected defenseman Jonathon Blum in the 2007 NHL Entry Draft.

# TEAM HISTORY & RECORDS

## ALL-TIME TRADES & ACQUISITIONS

**June 23, 2007:** Selected forwards Ben Ryan, Mark Santorelli, Nick Spaling, Ryan Thang and Andreas Thureson, defenseman Robert Dietrich and goaltenders Atte Engren and Jeremy Smith in the 2007 NHL Entry Draft.

**June 26, 2007:** Traded forward Brandon Segal to Anaheim for future considerations.

**July 2, 2007:** Signed free-agent forwards Radek Bonk and Jed Ortmeyer, free-agent defenseman Greg de Vries and free-agent goaltender Dov Grumet-Morris.

**July 5, 2007:** Signed free-agent forward Shane Willis and free-agent goaltender Dan Ellis.

**July 26, 2007:** Signed free-agent forward Martin Gelinas.

**September 4, 2007:** Signed free-agent forward Josh Langfeld.

**February 26, 2008:** Acquired Brandon Bochenski from Anaheim for future considerations. Acquired Jan Hlavac from Tampa Bay for a seventh-round pick in the 2008 Entry Draft (traded to Philadelphia; Philadelphia selected Joacim Eriksson).

**May 6, 2008:** Signed free-agent forward Ian McKenzie.

**June 19, 2008:** Acquired a fifth-round selection in the 2009 NHL Entry Draft (traded to Tampa Bay; Tampa Bay selected Michael Zador) from Carolina for forward Darcy Hordichuk and a fifth-round selection in the 2010 NHL Entry Draft (traded to Phoenix; Phoenix selected Louis Domingue).

**June 20, 2008:** Acquired the New York Rangers' fourth-round selection in the 2008 NHL Entry Draft (traded to the New York Rangers; New York Rangers selected Dale Weise) from St. Louis for goaltender Chris Mason. Acquired Toronto's first-round selection in the 2008 NHL Entry Draft (Colin Wilson) from the New York Islanders for Florida's first-round (Joshua Bailey) and second-round (Aaron Ness) selections in the 2008 NHL Entry Draft. Acquired Ottawa's first-round selection in the 2008 NHL Entry Draft (Chet Pickard) and third-round selection in the 2009 NHL Entry Draft (Taylor Beck) for a first-round selection in the 2008 NHL Entry Draft (Erik Karlsson). Selected forward Colin Wilson and goaltender Chet Pickard in the 2008 Entry Draft.

**June 21, 2008:** Acquired Toronto's second-round selection (Roman Josi) in the 2008 NHL Entry Draft from Phoenix for a second-round (traded to Florida; Florida selected Colby Robak) and a third-round selection (Mathieu Brodeur) in the 2008 NHL Entry Draft. Acquired a seventh-round selection in the 2008 NHL Entry Draft (Anders Lindback) and Toronto's fourth-round selection in the 2009 NHL Entry Draft (Craig Smith) from San Jose for a fourth-round selection in the 2008 NHL Entry Draft (Harri Sateri). Acquired a seventh-round selection in the 2008 NHL Entry Draft (Jani Lajunen) and a fourth-round selection in the 2009 NHL Entry Draft (Nick Oliver) from the New York Rangers for the New York Rangers' fourth-round selection (via St. Louis, Dale Weise) in the 2008 NHL Entry Draft. Selected forwards Jani Lajunen and Taylor Stefishen, defensemen Jeffrey Foss and Roman Josi, and goaltender Anders Lindback in the 2008 NHL Entry Draft.

**June 24, 2008:** Acquired forward Triston Grant and a seventh-round selection in the 2009 NHL Entry Draft (Traded to St. Louis; St. Louis selected Maxwell Tardy) from Philadelphia for defenseman Janne Niskala.

**July 1, 2008:** Acquired forward Ryan Jones and a second-round selection in the 2009 NHL Entry Draft (Charles-Olivier Rousse) from Minnesota for defenseman Marek Zidlicky. Signed free-agent goaltender Drew MacIntyre.

**July 9, 2008:** Signed free-agent forward Josh Gratton.

**July 14, 2008:** Signed free-agent forward Joel Ward.

**September 29, 2008:** Acquired center Nick Tarnasky from Tampa Bay for a sixth-round selection in the 2009 NHL Entry Draft (Jaroslav Janus).

**October 30, 2008:** Acquired forward Hugh Jessiman from the New York Rangers for future considerations. Acquired defenseman Tim Ramholt from Philadelphia for forward Josh Gratton.

**November 27, 2008:** Acquired forward Wade Belak from Florida for forward Nick Tarnasky.

**January 10, 2009:** Forward Rich Peverley claimed on waivers by Atlanta.

**June 26, 2009:** Selected defenseman Ryan Ellis in the 2009 NHL Entry Draft.

**June 27, 2009:** Traded Carolina's fifth-round selection in the 2009 Entry Draft (Michael Zador) to Tampa Bay for its fifth-round selection in the 2010 NHL Entry Draft (Patrick Cehlin). Traded Philadelphia's seventh-round selection in the 2009 NHL Entry Draft (Maxwell Tardy) to St. Louis for its seventh-round selection in the 2010 Entry Draft (David Eisner). Selected forwards Taylor Beck, Gabriel Bourque, Zach Budish, Michael Latta, Nick Oliver Cameron Reid and Craig Smith, and defensemen Mattias Ekholm and Charles-Olivier Rousse) in the 2009 NHL Entry Draft.

**July 14, 2009:** Signed free-agent forward Ben Guite.

**July 16, 2009:** Signed free-agent forward Peter Olvecky.

**July 20, 2009:** Signed free-agent forward Ben Eaves.

**August 21, 2009:** Signed free-agent forward Marcel Goc.

**September 30, 2009:** Signed free-agent defenseman Francis Bouillon.

**October 7, 2009:** Signed free-agent forward Dave Scatchard.

**March 1, 2010:** Acquired defenseman Denis Grebeshkov from Edmonton for a second-round selection in the 2010 NHL Entry Draft (Curtis Hamilton).

**March 3, 2010:** Forward Ryan Jones claimed on waivers by Edmonton. Acquired forward Dustin Boyd from Calgary for a fourth-round selection in the 2010 NHL Entry Draft (Bill Arnold).

**April 20, 2010:** Signed free-agent forward Linus Klasen.

**June 19, 2010:** Acquired defenseman Ryan Parent from Philadelphia for defenseman Dan Hamhuis. Acquired forward Matt Halischuk and a second-round selection in the 2011 NHL Entry Draft (Magnus Hellberg) for forward Jason Arnott.

# TEAM HISTORY & RECORDS

## ALL-TIME TRADES & ACQUISITIONS

**June 25, 2010:** Selected forward Austin Watson in the 2010 NHL Entry Draft.

**June 26, 2010:** Selected forwards Patrick Cehlin, David Elsner and Joonas Rask and defensemen Taylor Aronson and Anthony Bitteto in the 2010 NHL Entry Draft.

**June 29, 2010:** Acquired forward Sergei Kostitsyn from Montreal for forward Dustin Boyd and goaltender Dan Ellis.

**July 2, 2010:** Signed free-agent forward Matthew Lombardi.

**July 9, 2010:** Signed free-agent defenseman Brett Palin.

**July 16, 2010:** Signed free-agent forward Jamie Lundmark.

**August 5, 2010:** Acquired a fourth-round selection in the 2011 NHL Entry Draft (Josh Shalla) from Florida for forward Michael Santorelli.

**August 31, 2010:** Signed free-agent defenseman Aaron Johnson.

**September 1, 2010:** Acquired defenseman Grant Lewis from Atlanta for forward Ian McKenzie.

**October 5, 2010:** Acquired defenseman Shane O'Brien and forward Dan Gendur from Vancouver for forward Jonas Andersson and defenseman Ryan Parent.

**October 20, 2010:** Signed free-agent forward Steve Begin.

**December 27, 2010:** Signed free-agent forward Chris Mueller.

**December 29, 2010:** Claimed forward Marek Svatos on waivers from St. Louis.

**February 10, 2011:** Acquired a forward Mike Fisher from the Ottawa Senators for first-round selection in the 2011 NHL Entry Draft (Stefan Noesen) and a third-round selection in the 2012 NHL Entry Draft (Jarrod Maidens).

**February 24, 2011:** Forward Marek Svatos claimed on waivers by Ottawa.

**February 25, 2011:** Acquired a conditional seventh-round selection in the 2012 NHL Entry Draft from Florida for defenseman Alexander Sulzer.

**May 24, 2011:** Signed free-agent defenseman Victor Bartley.

**June 2, 2011:** Acquired a conditional seventh-round pick in the 2013 NHL Entry Draft from Washington for forward Taylor Stefishen.

**June 16, 2011:** Signed free-agent forward Juuso Puustinen.

**June 25, 2011:** Acquired Toronto's third-round selection in the 2012 NHL Entry Draft (Jimmy Vesey), and a sixth-round selection in the 2011 NHL Entry Draft (Chase Balsys) from Los Angeles for a third-round selection in the 2011 NHL Entry Draft (Nick Shore). Acquired a sixth-round selection in the 2012 NHL Entry Draft from NY Rangers (Marek Mazanec) for a sixth-round selection in the 2011 NHL Entry Draft (Peter Ceresnak). Selected forwards Brent Andrews, Chase Balsys, Miikka Salomaki and Josh Shalla, defensemen Simon Karlsson and Garrett Noonan, and goaltender Magnus Hellberg in the 2011 NHL Entry Draft.

**June 30, 2011:** Bought out the contract of forward J-P Dumont.

**July 2, 2011:** Acquired forward Brodie Dupont from the New York Rangers for forward Andreas Thuresson.

**July 3, 2011:** Acquired defenseman Brett Lebda, forward Robert Slaney and a fourth-round selection in the 2013 NHL Entry Draft (traded to St. Louis; St. Louis selected Zachary Pochiro) from the Toronto Maple Leafs for defenseman Cody Franson and forward Matthew Lombardi. Signed free-agent forward Niclas Bergfors.

**July 5, 2011:** Signed free-agent forwards Zack Stortini and Kyle Wilson.

**July 29, 2011:** Signed free-agent defenseman Tyler Sloan.

**August 8, 2011:** Signed free-agent defenseman Jack Hillen.

**August 10, 2011:** Bought out the contract of defenseman Brett Lebda.

**September 30, 2011:** Signed free-agent defenseman Scott Valentine.

**October 11, 2011:** Claimed forward Brian McGrattan on waivers from Anaheim.

**October 28, 2011:** Acquired a fourth-round pick in the 2012 NHL Entry Draft (Miikka Vainonen) from Phoenix for forward Cal O'Reilly.

**November 25, 2011:** Mutually terminated the contract of forward Niclas Bergfors.

**January 19, 2012:** Claimed forward Brandon Yip on waivers from Colorado.

**February 17, 2012:** Acquired defenseman Hal Gill and a conditional fifth-round pick in the 2013 NHL Entry Draft (traded to Los Angeles via Montreal; Los Angeles Patrik Bartosak) from Montreal for a second-round selection in the 2012 NHL Entry Draft (Dalton Thrower) and forwards Blake Geoffrion and Robert Slaney.

**February 24, 2012:** Acquired Dallas' sixth-round selection in the 2012 NHL Entry Draft (Simon Fernholm) from Florida for forward Jerred Smithson.

**February 27, 2012:** Acquired forward Andrei Kostitsyn from Montreal for a second-round pick in the 2013 NHL Entry Draft (Jacob de la Rose) and a conditional fifth-round pick in the 2013 NHL Entry Draft previously acquired from Montreal (traded to Los Angeles; Los Angeles Patrik Bartosak). Acquired forward Paul Gaustad and a fourth-round selection in the 2013 NHL Entry Draft (Juuse Saros) from Buffalo for a first-round pick in the 2012 NHL Entry Draft (traded to Calgary; Calgary selected Mark Jankowski).

**March 10, 2012:** Sign free-agent forward Jack MacLellan.

**May 30, 2012:** Signed free-agent defenseman Joonas Jarvinen.

**June 1, 2012:** Signed free-agent forward Daniel Bang.

**June 15, 2012:** Acquired Minnesota (Pontus Aberg) and Philadelphia's (Colton Sissons) second-round selections in the 2012 NHL Entry Draft, Tampa Bay's third-round selection in the 2013 NHL Entry Draft (Jonathan-Ismael Diaby) and goaltender Sebastien Caron from Tampa Bay for goaltender Anders Lindback, forward Kyle Wilson and Nashville's seventh-round selection in the 2012 NHL Entry Draft (Nikita Gusev).

# TEAM HISTORY & RECORDS

## ALL-TIME TRADES & ACQUISITIONS

**June 23, 2012:** Acquired the New York Rangers' third-round pick in the 2012 NHL Entry Draft (Brendan Leipsic) for a third-round pick in the 2013 NHL Entry Draft (Adam Tambellini). Acquired the New York Rangers' fifth-round pick in the 2013 NHL Entry Draft (Teemu Kivihalme) for a fifth-round pick in the 2012 NHL Entry Draft (Thomas Spelling). Selected forwards Pontus Aberg, Max Gortz, Brendan Leipsic, Colton Sissons, Zach Stepan and Jimmy Vesey; defensemen Mikko Vainonen and Simon Fernholm; and goaltender Marek Mazanec in the 2012 NHL Entry Draft.

**July 1, 2012:** Signed free-agent forward Kevin Henderson. Signed free-agent goaltender Chris Mason.

**July 3, 2012:** Signed free-agent defenseman Mike Moore.

**August 17, 2012:** Signed free-agent defenseman Scott Hannan.

**January 15, 2013:** Claimed forward Rich Clune on waivers from Los Angeles.

**February 19, 2013:** Acquired defenseman Scott Ford from St. Louis for forward Jani Lajunen.

**February 28, 2013:** Acquired defenseman Joe Piskula from Calgary for forward Brian McGrattan.

**March 4, 2013:** Claimed forward Bobby Butler on waivers from New Jersey.

**March 5, 2013:** Claimed forward Zach Boychuk on waivers from Pittsburgh.

**March 21, 2013:** Forward Zach Boychuk claimed on waivers by Carolina.

**April 3, 2013:** Acquired a fifth-round selection in the 2013 NHL Entry Draft (Tommy Veilleux) from San Jose for defenseman Scott Hannan. Acquired forward Filip Forsberg from Washington for forwards Martin Erat and Michael Latta.

**May 20, 2013:** Signed free-agent forward Mark Van Guilder.

**June 14, 2013:** Acquired defenseman TJ Brennan from Florida for forward Bobby Butler.

**June 30, 2013:** Acquired a seventh-round selection in the 2013 NHL Entry Draft (Janne Juvonen) and fourth-round selection in the 2014 NHL Entry Draft (Viktor Arvidsson) from St. Louis for Toronto's fourth-round selection in the 2013 NHL Entry Draft (Zachary Poehiro). Selected forwards Felix Girard, Saku Maenalanen, Emil Pettersson, Tommy Veilleux and Wade Murphy; defensemen Seth Jones, Jonathan-Ismael Diaby and Teemu Kivihalme; and goaltenders Juse Saros and Janne Juvonen in the 2013 NHL Entry Draft.

**July 4, 2013:** Mutually terminated the contract of forward Sergei Kostitsyn. Bought out the contract of defenseman Hal Gill.

**July 5, 2013:** Signed free-agent forwards Matt Cullen, Matt Hendricks, Eric Nystrom and Viktor Stalberg and free-agent goaltender Carter Hutton.

**July 29, 2013:** Signed free-agent defenseman Bryan Rodney.

**Sept. 30, 2013:** Signed free-agent forward Simon Moser.

**Jan. 14, 2014:** Acquired goaltender Devan Dubnyk from Edmonton for forward Matt Hendricks.

**Jan. 22, 2014:** Acquired defenseman Michael Del Zotto from the New York Rangers for defenseman Kevin Klein.

**March 5, 2014:** Traded goaltender Devan Dubnyk to Montreal for future considerations. Acquired forwards Patrick Eaves and Calle Jarnkrok, and a second-round selection in the 2014 NHL Entry Draft (traded to San Jose; San Jose selected Julius Bergman) from Detroit for David Legwand.

**April 19, 2014:** Acquired forward Jaynen Rissling from Washington for Nashville's seventh-round selection in the 2014 Entry Draft (traded to Winnipeg; Winnipeg selected Matt Ustaski).

**June 2, 2014:** Signed free-agent defenseman Johan Alm.

**June 27, 2014:** Acquired forward James Neal from Pittsburgh for forwards Patric Hornqvist and Nick Spaling. Selected Kevin Fiala in the 2014 NHL Entry Draft.

**June 28, 2014:** Acquired San Jose's second-round selection in the 2014 NHL Entry Draft (Jack Dougherty) and fourth-round selection in the 2015 NHL Entry Draft for Detroit's second-round selection in the 2014 NHL Entry Draft (previously acquired, Julius Bergman). Acquired Florida's third-round selection in the 2014 NHL Entry Draft (Justin Kirkland) from San Jose for Nashville's third (Alex Schoenborn) and fourth (Alexis Vanier) round selections in the 2014 NHL Entry Draft. Selected forwards Vladislav Kamenev, Justin Kirkland and Viktor Arvidsson; and defensemen Jack Dougherty, Joonas Luhtinen and Aaron Irving in the 2014 NHL Entry Draft.

**July 2, 2014:** Signed free-agent forward Olli Jokinen.

**July 7, 2014:** Signed free-agent defenseman Anton Volchenkov.

**July 15, 2014:** Signed free-agent forward Mike Ribeiro. Signed free-agent forward Derek Roy.

**December 29, 2014:** Acquired forward Mark Arcobello from Edmonton for forward Derek Roy.

**January 14, 2015:** Forward Mark Arcobello claimed on waivers by Pittsburgh.

**February 15, 2015:** Acquired defenseman Cody Franson and forward Mike Santorelli from Toronto for Nashville's first selection in the 2015 Entry Draft (traded to Philadelphia; Philadelphia selected Travis Konecny), and forwards Olli Jokinen and Brendan Leipsic.

**April 9, 2015:** Signed free-agent forward Steve Moses.

**April 24, 2015:** Signed free-agent defenseman Kristian Nakyva.

**June 27, 2015:** Selected forwards Yakov Trenin, Thomas Novak, Anthony Richard and Tyler Moy, defenseman Alexandre Carrier, and goaltenders Karel Vejmelka and Evan Smith in the 2015 NHL Entry Draft.

**June 29, 2015:** Bought out the contract of forward Rich Clune.

**June 30, 2015:** Bought out the contract of forward Viktor Stalberg.

# TEAM HISTORY & RECORDS

## ALL-TIME TRADES & ACQUISITIONS

**July 1, 2015:** Signed free-agent defenseman Barret Jackman and forward Cody Hodgson. Acquired forward Max Reinhart from Calgary for a conditional fourth-round selection in the 2016 NHL Entry Draft. Acquired a sixth-round selection in the 2017 NHL Entry Draft from the New York Rangers for goaltender Magnus Hellberg (Pavel Koltygin).

**July 2, 2015:** Signed free-agent defenseman Conor Allen.

**July 4, 2015:** Signed free-agent forward Cody Bass.

**July 12, 2015:** Acquired forward Jamie Devane from Toronto for forward Taylor Beck.

**September 17, 2015:** Signed free-agent defenseman Trevor Murphy to a three-year entry-level contract.

**October 9, 2015:** Terminated the contract of defenseman Mikko Vainonen.

**November 22, 2015:** Claimed defenseman Petter Granberg on waivers from Toronto.

**December 4, 2015:** Terminated the contract of forward Steve Moses.

**January 5, 2016:** Signed free-agent forward Frederick Gaudreau to a two-year entry-level contract.

**January 6, 2016:** Acquired forward Ryan Johansen from Columbus for defenseman Seth Jones.

**January 14, 2016:** Acquired defenseman Patrick Mullen from Ottawa for defenseman Conor Allen.

**January 15, 2016:** Acquired defenseman Stefan Elliott from Arizona for defenseman Victor Bartley.

**February 29, 2016:** Acquired defenseman Corey Potter from Arizona in exchange for future considerations.

**April 21, 2016:** Signed free-agent forward Adam Payerl to a one-year, two-way contract.

**June 1, 2016:** Signed free-agent goaltender Jonas Gunnarsson to a one-year entry-level contract.

**June 20, 2016:** Acquired Minnesota's third-round selection in the 2016 Entry Draft (Frederic Allard) from Buffalo for forward Jimmy Vesey.

**June 24, 2016:** Selected defenseman Dante Fabbro in the 2016 NHL Entry Draft.

**June 25, 2016:** Selected defensemen Samuel Girard, Frederic Allard, Hard Haman Aktell and Adam Smith; forwards Rem Pitlick and Patrick Harper; and goaltender Konstantin Volkov in the 2016 NHL Entry Draft.

**June 29, 2016:** Acquired defenseman P.K. Subban from Montreal for defenseman Shea Weber.

**June 30, 2016:** Bought out the contract of forward Eric Nystrom.

**July 1, 2016:** Signed free-agent defensemen Yannick Weber and Matt Irwin, and forwards Harry Zolnierczyk and Trevor Smith. Bought out the contract of defenseman Barret Jackman.

**July 5, 2016:** Signed free-agent forward Michael Liambas.

**November 30, 2016:** Signed free-agent defenseman Adam Pardy.

**December 3, 2016:** Claimed forward Reid Boucher on waivers from New Jersey.

**January 1, 2017:** Forward Reid Boucher claimed on waivers by New Jersey.

**January 11, 2017:** Claimed forward Derek Grant on waivers from Buffalo.

**January 17, 2017:** Claimed defenseman Brad Hunt on waivers from St. Louis.

**February 4, 2017:** Acquired forward Vernon Fiddler from New Jersey in exchange for a fourth-round selection in the 2017 Entry Draft (traded to the NY Rangers via San Jose; NY Rangers selected Brandon Crawley).

**February 6, 2017:** Forward Derek Grant claimed on waivers by Buffalo.

**March 1, 2017:** Acquired forward P.A. Parenteau from New Jersey in exchange for a sixth-round selection in the 2017 Entry Draft (traded to San Jose; San Jose selected Alexander Chmelevski).

**May 15, 2017:** Signed forward Victor Ejdsell to a two-year entry-level contract.

**June 14, 2017:** Signed defenseman Yannick Weber to a one-year contract.

**June 21, 2017:** Forward James Neal claimed by the Vegas Golden Knights in the Expansion Draft.

**June 23, 2017:** Selected forward Eeli Tolvanen in the 2017 NHL Entry Draft.

**June 24, 2017:** Selected forwards Grant Mismash and Pavel Koltygin, defensemen David Farrance and Jacob Paquette, and goaltender Tomas Vomacka in the 2017 NHL Entry Draft.

**July 1, 2017:** Signed forwards Nick Bonino, Scott Hartnell and J.C. Labrie and goaltenders Matt O'Connor and Anders Lindback. Acquired a fourth-round selection in the 2019 Entry Draft from Colorado for forward Colin Wilson. Acquired defenseman Alexei Emelin from Vegas for a third-round selection in the 2019 NHL Entry Draft.

**July 21, 2017:** Hired Dan Muse as an assistant coach and promoted Kevin McCarthy to associate coach.

**July 26, 2017:** Terminated the contract of goaltender Marek Mazanec.

**August 3, 2017:** Captain Mike Fisher announced his retirement from the NHL.

**October 4, 2017:** Signed forward Harry Zolnierczyk to a one-year contract.

**November 5, 2017:** Acquired forward Kyle Turris from Colorado for defenseman Samuel Girard, forward Vladislav Kamenev and Nashville's second-round selection in the 2018 NHL Draft (traded to Pittsburgh; Pittsburgh selected Filip Hallander).

# TEAM HISTORY & RECORDS

## ALL-TIME TRADES & ACQUISITIONS

**January 25, 2018:** Forward Cody McLeod claimed on waivers by New York Rangers.

**February 3, 2018:** Acquired forward Mark McNeill from Dallas in exchange for defenseman Andrew O'Brien.

**February 25, 2018:** Acquired forward Mark Letestu from the Edmonton Oilers in exchange for forward Pontus Aberg, then traded Letestu to the Columbus Blue Jackets in exchange for their fourth-round pick in the 2018 NHL Draft (Jachym Kondelik). Acquired forward Brandon Bollig and goaltender Troy Grosenick from the San Jose Sharks in exchange for a sixth-round pick in the 2018 NHL Draft (John Leonard).

**February 26, 2018:** Signed forward Mike Fisher to a one-year contract. Acquired forward Ryan Hartman and a fifth-round pick in the 2018 NHL Draft (Spencer Stastney) from the Chicago Blackhawks in exchange for a first-round (Nicolas Beaudin) and fourth-round (Philipp Kurashev) pick in the 2018 NHL Draft and forward Victor Ejdsell. Acquired forward Tyler Gaudet and defenseman John Ramage from the Arizona Coyotes in exchange for forward PC Labrie and defenseman Trevor Murphy.

**March 29, 2018:** Signed forward Eeli Tolvanen to a three-year, entry-level contract.

**April 2, 2018:** Signed forward Tanner Jeannot to a three-year, entry-level contract.

**April 3, 2018:** Signed goaltender Niclas Westerholm to a three-year, entry-level contract.

**April 16, 2018:** Signed forward Tyler Gaudet to a one-year contract.

**April 26, 2018:** Signed goaltender Miroslav Svoboda to a two-year, entry-level contract.

**May 7, 2018:** Signed defenseman Filip Pirochta to a two-year, entry-level contract.

**May 9, 2018:** Signed forward Carl Persson to a two-year, entry-level contract.

**May 12, 2018:** Mike Fisher announced his retirement from the NHL.

**June 23, 2018:** Acquired a third-round pick in the 2019 NHL Draft from the Florida Panthers in exchange for Nashville's third-round pick in the 2018 NHL Draft (Logan Hutsko).

Selected forward Jachym Kondelik, defensemen Spencer Stastney and Vladislav Yeryomenko and goaltender Milan Kloucek in the 2018 NHL Draft.

**July 1, 2018:** Signed forwards Rocco Grimaldi and Connor Brickley and defenseman Jarred Tinordi to one-year contracts.

**July 2, 2018:** Signed forward Zac Rinaldo to a one-year contract.

**July 3, 2018:** Signed forward Colin Blackwell to a two-year contract. Signed forward Zach Magwood to a three-year, entry-level contract.

**July 25, 2018:** Signed defenseman Dan Hamhuis to a two-year contract.

# TEAM HISTORY & RECORDS

## TEAM RECORDS - SEASON

### STREAKS

#### LONGEST UNBEATEN STREAK

10	- 10-0-0, 2/19-3/8/18
8	- 8-0-0, 10/5-10/25/05
	- 5-0-(3)-0, 12/18/99-1/1/00
7	- 7-0-0, 11/2-11/25/09
	- 5-0-(2)-0, 1/8-1/19/04
	- 4-0-(3)-0, 12/6-12/23/01

#### At Home:

11	- 9-0-(2)-0, 12/20/03-1/31/04
	- 8-0-(3)-0, 11/3-12/23/01
8	- 8-0-0, 1/6-2/8/07
	- 7-0-(1)-0, 2/13-3/6/03

#### On Road:

8	- 8-0-0, 2/27-3/19/18
7	- 7-0-0, 10/16-11/4/06
6	- 6-0-0, 2/3-3/8/16

#### LONGEST WINNING STREAK

10	- 2/19/18-3/8/18
8	- 10/5/05-10/25/05
7	- 11/2/09-11/29/09

#### At Home:

9	- 12/16/14-2/3/15
8	- 1/6-2/8/07
7	- 11/11-12/4/14
	- 10/29-11/23/09
	- 2/13-3/1/03

#### On Road:

8	- 2/27/18-3/19/18
7	- 10/16/06-11/4/06
6	- 2/13/16-3/8/16

#### LONGEST POINT STREAK

15	- 14-0-1, 2/19-3/19/18
14	- 9-0-5, 2/12-3/9/16
10	- 8-0-2, 11/27-12/17/10
	- 9-0-1, 10/14-11/4/06
	- 8-0-2, 3/2-3/21/06
	- 7-0-3, 2/19-3/10/07

#### At Home:

13	- 9-0-(3)-1, 12/13/03-1/31/04
12	- 9-0-3, 10/14-12/16/06
11	- 8-0-(3)-0, 11/3-12/23/01

#### On Road:

15	- 12-0-3, 1/4-3/19/18
13	- 10-0-3, 1/14-3/9/16
8	- 6-0-2, 11/24-12/27/17

#### LONGEST WINLESS STREAK

15	- 0-10-(3)-2, 3/10-4/6/03
8	- 0-7-1, 4/4-4/19/13*
	- 0-7-(1)-0, 3/7-3/21/02
7	- four times, last: 0-3-(3)-1, 3/6-3/19/04

#### At Home:

9	- 0-8-1, 1/21-3/2/99
7	- 0-4-(2)-1, 3/6-4/1/03
	- 0-3-(4)-0, 10/17-11/16/00

#### On Road:

10	- 0-7-3, 3/14-4/27/13*
	- 0-6-(2)-1, 3/12-4/6/03
	- 0-3-(2)-4, 10/11-11/7/02
	- 0-8-(1)-0, 11/2-12/2/01

#### LONGEST LOSING STREAK

8	- 4/4-4/19/13*
---	----------------

7	- 1/20-12/2/99
6	- eight times, last: 3/29-4/11/15

#### At Home:

6	- six times, last: 12/15/16-1/3/17
5	- 2/26-3/17/15
	- 10/13/10/30/01

#### On Road:

10	- 3/14-4/27/13*
7	- 12/8/08-1/11/09
	- 1/26-3/5/06
6	- 2/9-3/4/13*

#### MOST CONSECUTIVE TIES

2	- five times, last: 3/11-3/13/04
---	----------------------------------

#### At Home:

2	- 1/1-1/10/02
	- 12/18-12/11/01
	- 12/18-12/23/99

#### On Road:

None

#### LONGEST SHUTOUT STREAK

233:39	- 3/22-3/30/08
166:54	- 12/13-12/19/17
155:06	- 2/12-2/16/13

#### At Home:

165:42	- 3/2-3/18/06
163:24	- 2/20-3/1/03
157:42	- 12/4-12/15/10

#### On Road:

165:38	- 3/15-3/30/08
160:57	- 4/5-4/11/06
131:06	- 3/8-3/11/01

#### MOST CONSECUTIVE GAMES WITHOUT BEING SHUTOUT

70	- 10/25/07-3/30/08
57	- 2/26/04-1/1/06
43	- 1/4/18-4/7/18

#### At Home:

148	- 1/13/04-11/17/08
58	- 2/27/11-2/10/13
56	- 2/7/17-4/7/18

#### On Road:

44	- 11/7/09-11/20/10
34	- 10/23/07-3/28/08
	- 1/14/99-11/22/99
28	- 3/3/04-12/30/05

#### LONGEST SCORELESS STREAK

227:39	- 11/17-11/25/15
176:18	- 2/9-2/12/13*
174:48	- 11/6-11/12/13

#### At Home:

191:44	- 3/25-4/1/10
166:28	- 4/4-4/12/13*
165:45	- 11/18-11/28/00

#### On Road:

217:55	- 3/27-4/6/03
199:13	- 11/5-11/23/15
174:48	- 11/6-11/12/13

### POINTS

#### MOST POINTS

117	- 2017-18 (53-18-11)
110	- 2006-07 (49-25-8)
106	- 2005-06 (49-25-8)

#### At Home:

65	- 2005-06 (32-8-1)
61	- 2006-07 (28-8-5)
60	- 2014-15 (28-9-4)

#### On Road:

57	- 2017-18 (25-9-7)
49	- 2009-10 (23-15-3)
	- 2006-07 (23-15-3)
	- 2011-12 (22-16-3)

#### FEWEST POINTS

41	- 2012-13 (16-23-9)*
63	- 1998-99 (28-47-7)
69	- 2001-02 (28-41-13-0)
70	- 1999-00 (28-40-7-7)

#### At Home:

26	- 2012-13 (11-9-4)*
34	- 1998-99 (15-22-4)
35	- 1999-00 (15-21-3-2)
39	- 2000-01 (16-18-7-0)

#### On Road:

15	- 2012-13 (5-14-5)*
27	- 2001-02 (11-25-5-0)
29	- 1998-99 (12-25-3)
32	- 2002-03 (9-18-8-6)

### WINS

#### MOST WINS

53	- 2017-18
51	- 2006-07
49	- 2005-06

#### At Home:

32	- 2005-06
28	- 2017-18
	- 2014-15
	- 2006-07
26	- 2011-12

#### On Road:

25	- 2017-18
23	- 2009-10
	- 2006-07
22	- 2011-12

#### FEWEST WINS

16	- 2012-13*
27	- 2002-03
28	- three times, last: 2001-02

#### At Home:

11	- 2012-13*
15	- 1999-00
	- 1998-99
16	- 2000-01

#### On Road:

5	- 2012-13*
9	- 2002-03
11	- 2001-02
13	- 1999-00
	- 1998-99

#### FEWEST GAMES TO 10 WINS

15	- 11/11/14
	- 11/11/06
	- 11/10/05
16	- 2017-18 (53-18-11)
17	- 11/4/17

#### FEWEST GAMES TO 20 WINS

30	- 12/16/14
	- 12/17/05
31	- 12/14/17
	- 12/14/06
34	- 12/15/09

#### FEWEST GAMES TO 30 WINS

43	- 1/16/15
44	- 1/12/17
48	- 1/23/06

#### FEWEST GAMES TO 40 WINS

60	- 2/22/15
61	- 2/19/07
63	- 3/1/18

#### FEWEST GAMES TO 50 WINS

77	- 3/29/18
81	- 4/5/07

### REGULATION LOSSES

#### MOST REGULATION LOSSES

47	- 1998-99
41	- 2001-02
40	- 1999-00

#### At Home:

22	- 1998-99
21	- 1999-00
18	- 2000-01

#### On Road:

25	- 2001-02
	- 1998-99
19	- 2003-04
	- 1999-00

#### FEWEST REGULATION LOSSES

18	- 2017-18
23	- 2006-07
25	- 2014-15
	- 2005-06

#### At Home:

8	- 2006-07
	- 2005-06
9	- 2017-18

#### On Road:

	- 2016-17
	- 2014-15
	- 2012-13*
	- 2010-11

#### On Road:

9	- 2017-18
13	- 2012-13*
15	- 2013-14
	- 2009-10
	- 2006-07

### TIES

#### MOST TIES

13	- 2002-03
	- 2001-02

#### At Home:

8	- 2001-02
---	-----------

#### On Road:

8	- 2002-03
---	-----------

#### FEWEST TIES

7	- 1999-00
---	-----------

\*The 2012-13 season was 48 games

# TEAM HISTORY & RECORDS

## TEAM RECORDS - SEASON

**At Home:**  
3 - 1999-00  
**On Road:**  
2 - 2000-01

### OVERTIME LOSSES

#### MOST OVERTIME LOSSES

14 - 2015-16  
12 - 2016-17  
- 2013-14  
11 - 2017-18  
- 2010-11

**At Home:**  
8 - 2016-17  
- 2010-11  
5 - 2013-14  
- 2011-12  
- 2006-07

**On Road:**  
7 - 2017-18  
- 2015-16  
- 2013-14  
- 2005-06  
6 - 2014-15  
- 2002-03

#### FEWEST OVERTIME LOSSES

0 - 2001-02  
2 - 1998-99  
3 - 2000-01  
**At Home:**  
0 - 2001-02  
- 2000-01

1 - three times, last: 2005-06  
**On Road:**  
0 - 2001-02  
1 - 1998-99

### GOALS

#### MOST GOALS SCORED

272 - 2006-07  
267 - 2017-18  
259 - 2005-06  
238 - 2016-17

**At Home:**  
153 - 2006-07  
142 - 2005-06  
138 - 2017-18  
131 - 2016-17  
128 - 2015-16

**On Road:**  
123 - 2017-18  
119 - 2006-07  
117 - 2009-10  
- 2005-06  
113 - 2011-12

#### FEWEST GOALS SCORED

109 - 2012-13\*  
183 - 2002-03  
186 - 2000-01  
190 - 1998-99  
**At Home:**  
59 - 2012-13\*  
92 - 2000-01

98 - 2002-03  
101 - 2001-02  
**On Road:**  
50 - 2012-13\*

85 - 2002-03  
86 - 1998-99  
94 - 2000-01

#### MOST GOALS AGAINST

261 - 1998-99  
240 - 1999-00  
242 - 2013-14  
**At Home:**  
126 - 1998-99  
119 - 2013-14  
116 - 1999-00

**On Road:**  
135 - 2001-02  
- 1998-99  
133 - 2005-06

#### FEWEST GOALS AGAINST

133 - 2012-13\*  
194 - 2010-11  
200 - 2000-01  
206 - 2002-03

**At Home:**  
55 - 2012-13\*  
90 - 2002-03  
91 - 2010-11  
93 - 2003-04

**On Road:**  
78 - 2012-13\*  
98 - 2000-01  
100 - 2017-18  
103 - 2010-11

#### MOST 30-GOAL SCORERS

2 - 2016-17 (Arvidsson, Forsberg)  
- 2015-16 (Forsberg, Neal)  
- 2005-06 (Kariya, Sullivan)  
1 - 2009-10 (Hornqvist)  
- 2008-09 (Arnott)

#### MOST 20-GOAL SCORERS

6 - 2006-07 (Arnott, Legwand, Kariya, Hartnell, Sullivan, Dumont)  
5 - 2005-06 (Kariya, Sullivan, Hartnell, Perreault, Erat)  
4 - 2017-18 (Arvidsson, Forsberg, Smith, Fiala)  
- 2015-16 (Forsberg, Neal, Smith, Weber)  
- 2014-15 (Forsberg, Smith, Neal, Wilson)  
- 2013-14 (Fisher, Hornqvist, Smith, Weber)  
- 2007-08 (Dumont, Arnott, Radulov, Erat)

### SPECIAL TEAMS

#### MOST POWER PLAY GOALS

94 - 2005-06  
72 - 2003-04  
71 - 2006-07  
**At Home:**

50 - 2005-06  
44 - 2006-07  
41 - 2003-04

**On Road:**  
44 - 2005-06  
32 - 2002-03  
31 - 2003-04

#### FEWEST POWER PLAY GOALS

24 - 2012-13\*  
40 - 1998-99  
41 - 2010-11  
- 1999-00  
**At Home:**  
16 - 2012-13\*  
19 - 2014-15  
20 - 1999-00  
24 - 2010-11  
- 1998-99

**On Road:**  
8 - 2012-13\*  
16 - 1998-99  
17 - 2010-11  
19 - 2000-01

#### MOST POWER PLAY CHANCES

512 - 2005-06 (94 PPGs, 18.4%)  
426 - 2003-04 (72 PPGs, 16.9%)  
418 - 2002-03 (58 PPGs, 13.9%)  
**At Home:**  
260 - 2005-06 (50 PPGs, 19.2%)  
234 - 2003-04 (41 PPGs, 17.5%)  
219 - 2006-07 (44 PPGs, 20.1%)

**On Road:**  
252 - 2005-06 (44 PPGs, 17.5%)  
214 - 2002-03 (32 PPGs, 15.0%)  
192 - 2003-04 (31 PPGs, 16.1%)

#### FEWEST POWER PLAY CHANCES

140 - 2012-13 (24 PPGs, 17.1%)  
239 - 2013-14 (46 PPGs, 19.2%)  
250 - 2011-12 (54 PPGs, 21.6%)  
259 - 2016-17 (49 PPGs, 18.9%)  
- 2014-15 (42 PPGs, 16.2%)  
- 2015-16 (51 PPGs, 19.7%)

**At Home:**  
68 - 2012-13 (16 PPGs, 23.5%)\*  
121 - 2013-14 (25 PPGs, 20.7%)  
125 - 2014-15 (19 PPGs, 15.2%)  
131 - 2011-12 (30 PPGs, 22.9%)

**On Road:**  
72 - 2012-13 (8 PPGs, 11.1%)  
118 - 2013-14 (12 PPGs, 17.8%)  
119 - 2011-12 (24 PPGs, 20.2%)  
122 - 2010-11 (17 PPGs, 13.9%)

#### MOST POWER PLAY GOALS AGAINST

82 - 2005-06  
75 - 1998-99  
64 - 2003-04

**At Home:**  
34 - 2005-06  
31 - 1998-99  
30 - 2017-18

**On Road:**  
48 - 2005-06  
44 - 1998-99

42 - 2008-09

#### FEWEST POWER PLAY GOALS AGAINST

34 - 2012-13\*  
40 - 2011-12  
41 - 2010-11  
45 - 2014-15

**At Home:**  
13 - 2012-13\*  
17 - 2010-11  
- 2008-09  
18 - 2001-02

**On Road:**  
21 - 2012-13\*  
- 2011-12  
22 - 2015-16  
- 2007-08  
23 - 2013-14

#### MOST CONSECUTIVE GAMES WITH A POWER PLAY GOAL

11 - 11/10-12/7/05  
9 - 12/10-12/28/05  
- 10/11-11/3/99

**At Home:**  
13 - 10/10-12/2/17  
11 - 11/16-12/26/06  
9 - 2/13-3/23/04

**On Road:**  
9 - 11/19-12/28/05  
6 - three times, last:  
10/18-11/4/06

#### MOST CONSECUTIVE GAMES WITHOUT A POWER PLAY GOAL

9 - 3/20-4/3/10  
8 - 11/22-12/9/14  
7 - 3/6-3/19/18  
- 10/18-10/21/09  
- 3/25-4/6/03

**At Home:**  
13 - 10/11-12/6/14  
7 - 3/20-4/10/10  
6 - 3/1-3/25/14  
- 11/23-12/5/13

**On Road:**  
9 - 10/31-12/2/01  
8 - 11/7-12/11/98

#### MOST CONSECUTIVE UNSUCCESSFUL POWER PLAY ATTEMPTS

39 - 3/23-4/6/03  
29 - 3/18-4/7/10  
- 10/3-10/22/09  
28 - 11/20-12/9/14  
- 12/11-12/23/03

**At Home:**  
45 - 10/19-12/16/14  
29 - 2/8-3/17/02  
26 - 12/14-12/30/02

**On Road:**  
34 - 10/31-12/2/01  
29 - 11/7-12/11/98  
26 - 3/23-4/6/03

\*The 2012-13 season was 48 games



# TEAM HISTORY & RECORDS

## TEAM RECORDS - SEASON

### MOST CONSECUTIVE GAMES WITH A POWER PLAY GOAL AGAINST

9 - 10/26-11/14/02  
8 - four times, last: 12/14-12/29/09

**At Home:**  
6 - 11/30-12/2/17  
- 10/20-11/10/05  
5 - 10/11-10/30/03  
- 11/30-12/14/02

**On Road:**  
12 - 10/11-11/17/02  
10 - 1/28-3/4/13\*

### MOST CONSECUTIVE GAMES WITHOUT ALLOWING A POWER PLAY GOAL

9 - 11/18-12/4/10  
8 - 3/5-3/21/16  
- 11/16-11/30/13  
7 - six times, last: 10/12-10/24/13

**At Home:**  
12 - 2/12-3/24/09  
10 - 11/11-12/30/14  
9 - 12/13/08-1/17/09

**On Road:**  
7 - 2/25-3/14/06  
- 12/17/00-1/4/01  
5 - 3/15-4/4/08  
- 11/29-12/18/07  
- 11/24-12/6/03

### MOST CONSECUTIVE SUCCESSFUL PENALTY KILLS

37 - 11/16-12/6/10  
34 - 4/1-4/13/06  
29 - 1/28-2/16/06

**At Home:**  
34 - 2/12-3/24/09  
33 - 2/11-3/1/03  
30 - 12/13/08-1/19/09  
- 2/12-3/10/09

**On Road:**  
28 - 12/17/00-1/8/01  
24 - 11/19-12/19/07  
23 - 11/16-12/6/10

### MOST SHORTHANDED GOALS

14 - 2003-04  
12 - 2016-17  
- 2005-06  
10 - 2017-18

**At Home:**  
10 - 2003-04  
6 - 2016-17  
- 2005-06  
- 1999-00

**On Road:**  
6 - 2016-17  
- 2006-07  
- 2005-06  
5 - 2017-18  
- 2015-16

### FEWEST SHORTHANDED GOALS

1 - 2012-13\*  
2 - 2013-14  
- 2002-03  
4 - 2014-15

**At Home:**

0 - 2012-13\*  
- 2002-03  
1 - 2013-14

**On Road:**  
1 - 2014-15  
- 2013-14  
- 2012-13\*  
- 2001-02

### MOST TIMES SHORTHANDED

533 - 2005-06 (82 PPGA, 84.6%)  
387 - 2006-07 (55 PPGA, 85.8%)  
357 - 1998-99 (75 PPGA, 79.0%)

**At Home:**  
265 - 2005-06 (34 PPGA, 87.2%)  
196 - 2006-07 (28 PPGA, 85.7%)  
176 - 2003-04 (24 PPGA, 86.3%)  
- 2001-02 (18 PPGA, 89.8%)

**On Road:**  
268 - 2005-06 (48 PPGA, 82.1%)  
191 - 2006-07 (27 PPGA, 85.9%)  
190 - 2002-03 (39 PPGA, 79.5%)

### FEWEST TIMES SHORTHANDED

139 - 2012-13 (34 PPGA, 75.5%)\*  
234 - 2014-15 (45 PPGA, 80.8%)  
238 - 2013-14 (47 PPGA, 80.2%)  
244 - 2011-12 (40 PPGA, 83.6%)

**At Home:**  
62 - 2012-13 (13 PPGA, 79.0%)\*  
104 - 2011-12 (19 PPGA, 81.7%)  
110 - 2014-15 (20 PPGA, 81.8%)  
113 - 2009-10 (22 PPGA, 80.5%)

**On Road:**  
77 - 2012-13 (21 PPGA, 72.7%)\*  
120 - 2013-14 (23 PPGA, 81.3%)  
124 - 2014-15 (25 PPGA, 79.8%)  
133 - 2010-11 (24 PPGA, 82.0%)

### MOST SHORTHANDED GOALS AGAINST

13 - 2005-06  
11 - 1999-00  
10 - 2007-08  
- 1998-99

**At Home:**  
6 - 2007-08  
- 1999-00  
5 - 2005-06

**On Road:**  
8 - 2005-06  
6 - 1998-99  
5 - four times, last: 2008-09

### FEWEST SHORTHANDED GOALS AGAINST

0 - 2013-14  
2 - 2016-17  
- 2015-16  
- 2010-11  
- 2006-07

**At Home:**  
0 - 2013-14  
1 - 2011-12  
- 2010-11

**On Road:**  
0 - five times, last: 2016-17

### MOST CONSECUTIVE GAMES WITH A SHORTHANDED GOAL

3 - 12/15-12/23/01  
2 - 13 times, last: 11/9-11/12/11

**At Home:**  
3 - 12/15-12/23/01  
2 - seven times, last: 3/24-3/26/11  
**On Road:**  
2 - 1/24-1/26/06

### MOST CONSECUTIVE GAMES WITH A SHORTHANDED GOAL AGAINST

2 - eight times, last: 12/19-12/22/07  
**At Home:**  
2 - four times, last: 12/16-12/8/07

**On Road:**  
2 - 2/28-3/2/02  
- 10/31-11/3/99

### PENALTY MINUTES

**MOST PENALTY MINUTES**  
1533 - 2005-06  
1420 - 1998-99  
1360 - 2003-04

**At Home:**  
819 - 2005-06  
766 - 2003-04  
696 - 1998-99

**On Road:**  
724 - 1998-99  
714 - 2005-06  
594 - 2003-04

**FEWEST PENALTY MINUTES**  
471 - 2012-13\*  
689 - 2011-12  
693 - 2014-15  
698 - 2009-10

**At Home:**  
233 - 2012-13\*  
288 - 2014-15  
337 - 2009-10  
349 - 2011-12

**On Road:**  
238 - 2012-13\*  
309 - 2010-11  
340 - 2011-12  
361 - 2009-10

**MOST PENALTY MINUTES, OPPONENT**  
1617 - 2003-04  
1498 - 2005-06  
1326 - 1998-99

**At Home:**  
931 - 2003-04  
826 - 2006-07  
765 - 1998-99

**On Road:**  
735 - 2005-06  
686 - 2003-04  
561 - 1998-99

**FEWEST PENALTY MINUTES, OPPONENT**  
485 - 2012-13\*  
683 - 2011-12  
696 - 2010-11  
760 - 2014-15

**At Home:**  
249 - 2012-13\*

353 - 2014-15  
388 - 2011-12  
410 - 2015-16

**On Road:**  
236 - 2012-13\*  
285 - 2010-11  
295 - 2011-12  
326 - 2013-14

### SHOTS

**MOST SHOTS**  
2641 - 2017-18  
2614 - 2014-15  
2557 - 2016-17

**At Home:**  
1345 - 2014-15  
1334 - 2017-18  
1314 - 2009-10

**On Road:**  
1307 - 2017-18  
1269 - 2014-15  
1215 - 2015-16

**FEWEST SHOTS**  
1244 - 2012-13\*  
2019 - 2001-02  
2182 - 2000-01  
2215 - 1999-00

**At Home:**  
658 - 2012-13\*  
1079 - 2001-02  
1161 - 2003-04  
1156 - 2000-01

**On Road:**  
586 - 2012-13\*  
940 - 2001-02  
961 - 1999-00  
999 - 1998-99

**MOST SHOTS AGAINST**  
2696 - 1998-99  
2662 - 2005-06  
2659 - 2017-18

**At Home:**  
1381 - 1998-99  
1314 - 2005-06  
1302 - 2006-07

**On Road:**  
1371 - 2017-18  
1348 - 2005-06  
1315 - 1998-99

**FEWEST SHOTS AGAINST**  
1335 - 2012-13\*  
2252 - 2002-03  
2231 - 2015-16  
2314 - 2001-02

**At Home:**  
634 - 2012-13\*  
1125 - 2014-15  
1131 - 2003-04  
1138 - 2013-14

**On Road:**  
701 - 2012-13\*  
1103 - 2000-01  
1104 - 2002-03  
1111 - 2010-11

\*The 2012-13 season was 48 games

# TEAM HISTORY & RECORDS

## TEAM RECORDS - GAME

### TEAM - GAME

#### GOALS

##### MOST GOALS SCORED

- 9 - 11/18/14 in 9-2 win at Toronto  
- 3/18/06 in 9-4 win vs. Calgary  
- 3/4/04 in 9-4 win at Pittsburgh
- 8 - 2/28/09 in 8-0 win vs. Detroit  
- 1/5/07 in 8-3 win at Chicago  
- 2/21/04 in 8-2 win at Phoenix

##### At Home:

- 9 - 3/18/06 in 9-4 win vs. Calgary  
8 - 2/28/09 in 8-0 win vs. Detroit  
7 - 10 times, last: 3/25/17 vs. San Jose

##### On Road:

- 9 - 11/18/14 in 9-2 win at Toronto  
- 3/4/04 in 9-4 win at Pittsburgh
- 8 - 1/5/07 in 8-3 win at Chicago  
- 2/21/04 in 8-2 win at Phoenix

##### MOST GOALS ALLOWED

- 8 - six times, last: 3/11/10 in 8-5 loss at San Jose

##### At Home:

- 8 - 10/5/06 in 8-6 loss vs. Chicago  
7 - nine times, last: 3/31/18 in 7-4 loss vs. Buffalo

##### On Road:

- 8 - five times, last: 3/11/10 in 8-5 loss at San Jose

##### MOST GOALS SCORED BY BOTH TEAMS

- 14 - 10/5/06 in 8-6 loss vs. Chicago  
13 - six times, last: 1/3/15 in 7-6 OT win at Los Angeles

##### At Home:

- 14 - 10/5/06 in 8-6 loss vs. Chicago  
13 - 11/16/06 in 7-6 loss vs. Minnesota  
- 3/18/06 in 9-4 win vs. Calgary

##### On Road:

- 13 - 1/3/15 in 7-6 OT win at Los Angeles  
- 3/11/10 in 8-5 loss at San Jose  
- 11/6/08 in 7-6 loss at Calgary  
- 3/4/04 in 9-4 win at Pittsburgh  
12 - 4/10/09 in 8-4 loss at Minnesota  
- 2/27/08 in 8-4 loss at Buffalo

##### LARGEST MARGIN OF VICTORY

- 8 - 2/28/09 in 8-0 win vs. Detroit  
7 - four times, last: 11/4/15 in 7-0 win vs. Winnipeg  
6 - eight times, last: 2/22/18 in 7-1 win vs. San Jose

##### At Home:

- 8 - 2/28/09 in 8-0 win vs. Detroit  
7 - 11/4/15 in 7-0 win vs. Winnipeg  
6 - seven times, last: 2/22/18 in 7-1 win vs. San Jose

##### On Road:

- 7 - 11/18/14 in 9-2 win at Toronto  
- 1/8/08 in 7-0 win at Los Angeles
- 6 - 12/13/17 in 7-1 win at Vancouver  
- 2/21/04 in 8-2 win at Phoenix  
5 - eight times, last: 1/5/17 in 6-1 win at Tampa Bay

##### LARGEST MARGIN OF DEFEAT

- 8 - 1/11/99 in 8-0 loss at Philadelphia  
7 - 10/30/02 in 7-0 loss at St. Louis  
1/8/99 in 8-1 loss at Boston

##### At Home:

- 5 - eight times, last: 10/26/13 in 6-1 loss vs. St. Louis

##### On Road:

- 8 - 1/11/99 in 8-0 loss at Philadelphia  
7 - 10/30/02 in 7-0 loss at St. Louis  
1/8/99 in 8-1 loss at Boston

##### SPECIAL TEAMS

##### MOST POWER PLAY GOALS

- 6 - 3/4/04 in 9-4 win at Pittsburgh  
5 - 2/18/04 in 7-3 win vs. San Jose  
4 - 1/7/12 in 5-2 win vs. Carolina  
- 11/10/05 in 5-3 win vs. Dallas  
- 12/20/01 in 6-2 win vs. Vancouver

##### At Home:

- 5 - 2/18/04 in 7-3 win vs. San Jose  
4 - 1/7/12 in 5-2 win vs. Carolina  
- 11/10/05 in 5-3 win vs. Dallas  
- 12/20/01 in 6-2 win vs. Vancouver

##### On Road:

- 6 - 3/4/04 in 9-4 win at Pittsburgh  
3 - 16 times, last: 10/21/16 in 5-3 loss at Detroit

##### MOST POWER PLAY CHANCES

- 12 - 10/26/05 in 3-2 loss at Columbus  
11 - 2/8/07 in 4-2 win vs. Toronto  
- 12/17/16 in 2-1 win at St. Louis  
- 12/20/01 in 6-2 win vs. Vancouver

##### At Home:

- 11 - 2/8/07 in 4-2 win vs. Toronto  
- 12/20/01 in 6-2 win vs. Vancouver  
10 - seven times, last: 12/8/07 in 4-2 win vs. Anaheim

##### On Road:

- 12 - 10/26/05 in 3-2 loss at Columbus  
11 - 12/17/16 in 2-1 win at St. Louis  
10 - four times, last: 1/3/06 in 3-0 loss at Colorado

##### MOST POWER PLAY GOALS AGAINST

- 5 - 2/18/09 in 6-2 loss at Detroit  
- 11/29/08 in 6-2 loss vs. Minnesota  
- 10/7/06 in 6-5 loss at Minnesota
- 4 - eight times, last: 3/31/18 in 7-4 loss vs. Buffalo

##### At Home:

- 5 - 11/29/08 in 6-2 loss vs. Minnesota  
4 - 3/31/18 in 7-4 loss vs. Buffalo  
- 12/22/11 in 6-5 win vs. Columbus  
- 3/18/06 in 9-4 win vs. Calgary

##### On Road:

- 5 - 2/18/09 in 6-2 loss at Detroit  
- 10/7/06 in 6-5 loss at Minnesota
- 4 - five times, last: 11/11/10 in 5-4 loss at Toronto

##### MOST SHORTHANDED GOALS

- 2 - 3/13/18 in 3-1 win vs. Winnipeg

- 11/6/08 in 7-6 loss at Calgary  
- 1/19/08 in 5-2 win at St. Louis  
- 3/14/00 in 3-2 loss at Detroit  
- 11/18/99 in 6-1 win vs. Montreal

##### At Home:

- 2 - 3/13/18 in 3-1 win vs. Winnipeg  
- 11/18/99 in 6-1 win vs. Montreal

##### On Road:

- 2 - 11/6/08 in 7-6 loss at Calgary  
- 1/19/08 in 5-2 win at St. Louis  
- 3/14/00 in 3-2 loss at Detroit

##### MOST SHORTHANDED SITUATIONS

- 13 - 10/25/05 in 5-3 win vs. Chicago  
11 - 11/26/05 in 3-1 loss vs. Dallas  
12 - four times, last: 11/29/08 in 6-2 loss vs. Minnesota

##### At Home:

- 13 - 10/25/05 in 5-3 win vs. Chicago  
12 - 11/26/05 in 3-1 loss vs. Dallas  
11 - 11/29/08 in 6-2 loss vs. Minnesota  
- 3/12/00 in 3-1 win vs. Vancouver

##### On Road:

- 11 - 3/5/06 in 3-2 loss at Edmonton  
- 2/16/06 in 4-2 loss at Dallas  
10 - nine times, last: 10/20/11 at Vancouver

##### MOST SHORTHANDED GOALS AGAINST

- 2 - 3/2/13 in 5-3 win vs. Calgary  
- 3/2/02 in 5-2 loss at Calgary  
- 3/2/00 in 4-3 loss at San Jose  
- 10/26/16 in 6-1 loss at Anaheim

##### At Home:

- 2 - 3/2/13 in 5-3 win vs. Calgary

##### On Road:

- 2 - 3/2/02 in 5-2 loss at Calgary  
- 3/2/00 in 4-3 loss at San Jose  
- 10/26/16 in 6-1 loss at Anaheim

##### PENALTY MINUTES

##### MOST PENALTY MINUTES

- 95 - 10/25/05 in 5-3 win vs. Chicago  
85 - 10/30/03 in 5-3 win vs. Detroit  
54 - 3/6/08 in 6-2 loss at Vancouver  
- 3/11/06 in 3-2 loss at San Jose

##### At Home:

- 95 - 10/25/05 in 5-3 win vs. Chicago  
85 - 10/30/03 in 5-3 win vs. Detroit  
46 - 11/29/08 in 6-2 loss vs. Minnesota

##### On Road:

- 54 - 3/6/08 in 6-2 loss at Vancouver  
- 3/11/06 in 3-2 loss at San Jose
- 47 - 3/20/04 in 3-1 win at Calgary  
46 - 10/7/17 in 4-0 loss at Pittsburgh

##### MOST PENALTY MINUTES, OPPONENT

- 125 - 10/30/03 in 5-3 win vs. Detroit  
107 - 3/20/04 in 3-1 win at Calgary  
64 - 2/3/07 in 3-0 win vs. Anaheim

##### At Home:

- 125 - 10/30/03 in 5-3 win vs. Detroit  
64 - 2/3/07 in 3-0 win vs. Anaheim

- 54 - 12/23/06 in 7-0 win vs. Los Angeles

##### On Road:

- 107 - 3/20/04 in 3-1 win at Calgary  
62 - 3/11/06 in 3-2 loss at San Jose  
56 - 3/6/08 in 6-2 loss at Vancouver

##### MOST PENALTY MINUTES BY BOTH TEAMS

- 210 - 10/30/03 in 5-3 win vs. Detroit (DET 125, NSH 85)  
156 - 11/4/15 in 7-0 win vs. Winnipeg (WPG 84, NSH 72)  
154 - 3/20/04 in 3-1 win at Calgary (CGY 107, NSH 47)

##### At Home:

- 210 - 10/30/03 in 5-3 win vs. Detroit (DET 125, NSH 85)  
156 - 11/4/15 in 7-0 win vs. Winnipeg (WPG 84, NSH 72)  
146 - 10/25/05 in 5-3 win vs. Chicago (NSH 95, CHI 51)

##### On Road:

- 154 - 3/20/04 in 3-1 win at Calgary (CGY 107, NSH 47)  
116 - 3/11/06 in 3-2 loss at San Jose (SJS 62, NSH 54)  
110 - 3/6/08 in 6-2 loss at Vancouver (VAN 56, NSH 54)

##### SHOTS

##### MOST SHOTS

- 55 - 11/14/09 in 2-0 win vs. Montreal  
52 - 10/14/99 in 5-1 loss vs. San Jose  
51 - 2/21/08 in 3-2 SO loss vs. Vancouver  
- 1/13/00 in 4-3 loss vs. Vancouver

##### At Home:

- 55 - 11/14/09 in 2-0 win vs. Montreal  
52 - 10/14/99 in 5-1 loss vs. San Jose  
51 - 2/21/08 in 3-2 SO loss vs. Vancouver  
- 1/13/00 in 4-3 loss vs. Vancouver

##### On Road:

- 48 - 12/13/17 in 7-1 win at Vancouver  
- 1/29/10 in 4-2 loss at Detroit  
47 - 2/5/18 in 5-4 win at NY Islanders  
- 10/15/15 in 4-3 loss at NY Islanders  
46 - 4/3/18 in 2-1 loss at Florida  
- 2/7/18 in 3-2 SO loss at Toronto

##### MOST SHOTS AGAINST

- 57 - 11/11/08 in 4-3 OT win at San Jose  
- 10/21/98 in 5-2 loss at Detroit  
53 - 12/23/98 in 5-3 win vs. Detroit  
51 - 2/10/09 in 5-3 loss vs. Detroit

##### At Home:

- 53 - 12/23/98 in 5-3 win vs. Detroit  
51 - 2/10/09 in 5-3 loss vs. Detroit  
50 - 2/9/99 in 5-2 loss vs. Detroit  
- 2/15/11 in 2-1 OT loss vs. San Jose

##### On Road:

- 57 - 11/11/08 in 4-3 OT win at San Jose  
- 10/21/98 in 5-2 loss at Detroit  
49 - 2/10/18 in 3-2 SO win at Montreal

# TEAM HISTORY & RECORDS

## TEAM RECORDS - GAME

48 - 3/25/06 in 6-4 loss at Los Angeles  
- 11/26/99 in 1-0 loss at Washington

### MOST SHOTS BY BOTH TEAMS

90 - 11/16/06 in 7-6 loss vs. Minnesota (NSH 45, MIN 45)

87 - 12/23/98 in 5-3 win vs. Detroit (DET 53, NSH 34)

86 - 10/9/10 in 4-1 win vs. Anaheim (NSH 49, ANA 37)

- 11/11/08 in 4-3 OT win at San Jose (SJS 57, NSH 29)

- 10/21/06 in 4-3 loss vs. Vancouver (VAN 46, NSH 40)

### At Home:

90 - 11/16/06 in 7-6 loss vs. Minnesota (NSH 45, MIN 45)

87 - 12/23/98 in 5-3 win vs. Detroit (DET 53, NSH 34)

86 - 10/9/10 in 4-1 win vs. Anaheim (NSH 49, ANA 37)

46 - 10/21/06 in 4-3 loss vs. Vancouver (VAN 46, NSH 40)

### On Road:

86 - 11/11/08 in 4-3 OT win at San Jose (SJS 57, NSH 29)

83 - 3/25/08 in 5-4 SO loss at Winnipeg (WPG 47, NSH 36)

81 - 2/10/18 in 3-2 SO win at Montreal (MTL 49, NSH 32)

- 12/29/17 in 4-2 loss at Minnesota (NSH 43, MIN 38)

### FEWEST SHOTS

9 - 1/27/01 in 5-1 loss vs. Colorado

10 - 11/22/99 in 3-2 loss at St. Louis

12 - 10/17/11 in 3-1 loss at Edmonton

**At Home:**

9 - 1/27/01 in 5-1 loss vs. Colorado

13 - 10/15/09 in 3-1 loss vs. Chicago

### On Road:

10 - 11/22/99 in 3-2 loss at St. Louis

12 - 10/17/11 in 3-1 loss at Edmonton

13 - 1/24/13 in 3-0 loss at St. Louis

- 2/9/08 in 4-3 loss at San Jose

- 10/15/02 in 4-3 loss at NY Islanders

### FEWEST SHOTS AGAINST

12 - 3/4/03 in 2-1 loss at St. Louis

13 - 11/8/01 in 3-1 loss at Montreal

14 - 12/31/10 in 3-2 loss vs. Buffalo

- 3/23/10 in 3-1 loss vs. Dallas

### At Home:

14 - 12/31/10 in 3-2 loss vs. Buffalo

- 3/23/10 in 3-1 loss vs. Dallas

15 - 11/24/10 in 2-1 SO loss vs. St. Louis

- 11/29/12 in 2-1 loss vs. New Jersey

### On Road:

12 - 3/4/03 in 2-1 loss at St. Louis

13 - 11/8/01 in 3-2 loss at Montreal

15 - 10/23/17 in 4-2 loss at NY Rangers

- 12/4/07 in 3-1 loss at Toronto

### FEWEST SHOTS BY BOTH TEAMS

31 - 3/4/03 in 2-1 loss at St. Louis (NSH 19, STL 12)

35 - 3/4/13 in 5-1 loss at Los Angeles (NSH 19, LAK 19)

- 12/28/98 in 1-0 loss at Dallas (DAL 21, NSH 14)

36 - 12/17/10 in 3-1 win at New Jersey (NSH 20, NJD 16)

- 10/5/01 in 4-1 loss at Dallas (NSH 19, DAL 17)

### At Home:

37 - 1/26/02 in 3-1 loss vs. Anaheim (NSH 19, ANA 18)

38 - 3/4/14 in 3-1 loss vs. Pittsburgh (NSH 19, PIT 19)

- 12/20/03 in 1-0 win vs. Detroit (DET 21, NSH 17)

### On Road:

31 - 3/4/03 in 2-1 loss at St. Louis (NSH 19, STL 12)

35 - 3/4/13 in 5-1 loss at Los Angeles (NSH 19, LAK 19)

- 12/28/98 in 1-0 loss at Dallas (DAL 21, NSH 14)

**LARGEST SHOT ADVANTAGE**

35 - 11/14/09 in 2-0 win vs. Montreal (NSH 55, MTL 20)

30 - 11/25/08 in 1-0 SO loss vs. St. Louis (NSH 47, STL 17)

29 - 10/14/09 in 5-1 loss vs. San Jose (NSH 52, SJS 23)

### At Home:

35 - 11/14/09 in 2-0 win vs. Montreal (NSH 55, MTL 20)

30 - 11/25/08 in 1-0 SO loss vs. St. Louis (NSH 47, STL 17)

29 10/14/99 in 5-1 loss vs. San Jose (NSH 52, SJS 23)

### On Road:

24 - 11/13/99 in 6-2 loss at Pittsburgh (NSH 40, PIT 16)

22 - 12/13/17 in 7-1 win at Vancouver (NSH 48, VAN 26)

21 - 11/20/15 in 4-0 loss at Columbus (NSH 38, CBJ 18)

### LARGEST SHOT DEFICIT

42 - 10/21/98 in 5-2 loss at Detroit (DET 57, NSH 15)

30 - 2/10/09 in 5-3 loss vs. Detroit (DET 51, NSH 21)

29 - three times, last: 3/25/06 in 6-4 loss at Los Angeles (LAK 48, NSH 19)

### At Home:

30 - 2/10/09 in 5-3 loss vs. Detroit (DET 51, NSH 21)

29 - 2/9/99 in 5-2 loss vs. Detroit (DET 51, NSH 21)

27 - 1/27/01 in 5-1 loss vs. Colorado (COL 36, NSH 9)

### On Road:

42 - 10/21/98 in 5-2 loss at Detroit (DET 57, NSH 15)

29 - 3/25/06 in 6-4 loss at LAK (LAK 48, NSH 19)

- 11/26/99 in 1-0 loss at Washington (WSH 48, NSH 19)

## TEAM - PERIOD

### GOALS

#### MOST GOALS

6 - 12/17/05 in 2nd of 7-3 win vs. Columbus

5 - seven times, last: 11/18/14 in 3rd of 9-2 win at Toronto

#### At Home:

6 - 12/17/05 in 2nd of 7-3 win vs. Columbus

(NSH 5)  
- five times, last: 4/12/14 in 3rd of 7-5 win vs. Chicago

#### On Road:

5 - 11/18/14 in 3rd of 9-2 win at Toronto

- 1/5/07 in 2nd of 8-3 win at Chicago

4 - 19 times, last: 4/6/17 in 1st of 7-3 win at Dallas

#### MOST GOALS AGAINST

6 - 3/28/13 in 1st of 7-4 loss vs. Phoenix

- 3/11/10 in 3rd of 8-5 loss at San Jose

5 - 3/31/18 in 2nd of 7-4 loss vs. Buffalo

- 10/26/16 in 2nd of 6-1 loss at Anaheim

- 10/22/09 in 3rd of 6-5 OT win at Ottawa

#### At Home:

6 - 3/28/13 in 1st of 7-4 loss vs. Phoenix

5 - 3/31/18 in 2nd of 7-4 loss vs. Buffalo

4 - 16 times, last: 1/9/14 in 2nd of 4-3 loss vs. Anaheim

#### On Road:

6 - 3/11/10 in 3rd of 8-5 loss at San Jose

5 - 10/22/09 in 3rd of 6-5 OT win at Ottawa

#### MOST GOALS BY BOTH TEAMS

9 - 3/28/13 in 1st of 7-4 loss vs. Phoenix (PHX 6, NSH 3)

7 - eight times, last: 11/18/14 in 3rd of 9-2 win at Toronto (NSH 5, TOR 2)

#### At Home:

9 - 3/28/13 in 1st of 7-4 loss vs. Phoenix (PHX 6, NSH 3)

7 - 4/12/14 in 3rd of 7-5 win vs. Chicago (NSH 5, CHI 2)

- 3/18/06 in 2nd of 9-4 win vs. Calgary (NSH 5, CGY 2)

- 12/17/05 in 2nd of 7-3 win vs. Columbus (NSH 6, CBJ 1)

#### On Road:

7 - five times, last: 11/18/14 in 3rd of 9-2 win at Toronto (NSH 5, TOR 2)

### FASTEST GOALS

**FASTEST GOAL FROM START OF GAME**

0:11 - David Legwand, 4/5/07 in 4-1 win vs. St. Louis

0:12 - Shea Weber, 4/7/10 in 5-2 loss at Phoenix

0:14 - Patric Hornqvist, 10/29/11 in 3-0 win vs. Anaheim

#### At Home:

0:11 - David Legwand, 4/5/07 in 4-1 win vs. St. Louis

0:14 - Patric Hornqvist, 10/29/11 in 3-0 win vs. Anaheim

#### On Road:

0:12 - Shea Weber, 4/7/10 in 5-2 loss at Phoenix

0:19 - Ryan Ellis, 4/9/16 in 3-2 loss at Dallas

#### FASTEST GOAL AGAINST START OF GAME

0:09 - Taylor Pyatt, 12/6/11 in 3-2 loss vs. Phoenix

- Andy McDonald, 11/24/10 in 2-1 SO loss vs. St. Louis

0:14 - Tomas Holmstrom, 11/8/03 in 4-3 win at Detroit

#### At Home:

0:09 - Taylor Pyatt, 12/6/11 in 3-2 loss vs. Phoenix

- Andy McDonald, 11/24/10 in 2-1 SO loss vs. St. Louis

0:15 - Justin Williams, 12/18/10 in 6-1 loss vs. Los Angeles

#### On Road:

0:14 - Tomas Holmstrom, 11/8/03 in 4-3 win at Detroit

0:22 - Jason Allison, 12/21/99 in 3-1 win at Boston

# TEAM HISTORY & RECORDS

## TEAM RECORDS - PERIOD

### FASTEST GOAL FROM START OF SECOND PERIOD

0:07 - Viktor Arvidsson, 11/29/16 at Colorado  
- Alexander Radulov, 1/24/08 in 4-3 OT loss at Phoenix  
- Vitalii Yachmenev, 10/31/00 in 4-2 loss vs. St. Louis  
0:11 - J-P Dumont, 11/18/06 in 4-2 win vs. Columbus

#### At Home:

0:07 - Vitalii Yachmenev, 10/31/00 in 4-2 loss vs. St. Louis  
0:11 - J-P Dumont, 11/18/06 in 4-2 win vs. Columbus

#### On Road:

0:07 - Viktor Arvidsson, 11/29/16 at Colorado  
- Alexander Radulov, 1/24/08 in 4-3 OT loss at Phoenix  
0:12 - Roman Josi, 11/5/15 in 3-2 win at Minnesota

### FASTEST GOAL AGAINST FROM START OF SECOND PERIOD

0:09 - Jason Arnott, 2/3/00 in 4-1 loss at New Jersey  
0:12 - Jonathan Toews, 4/7/09 in 4-2 loss vs. Chicago  
0:15 - Mark Stone, 10/17/15 in 4-3 SO win at Ottawa  
0:16 - Kyle Brodziak, 1/31/12 in 5-4 win at Minnesota  
- Steve Heinze, 1/18/99 in 8-1 loss at Boston

#### At Home:

0:12 - Jonathan Toews, 4/7/09 in 4-2 loss vs. Chicago  
0:18 - Paul Kariya, 4/7/00 in 5-1 loss vs. Anaheim

#### On Road:

0:09 - Jason Arnott, 2/3/00 in 4-1 loss at New Jersey  
0:15 - Mark Stone, 10/17/15 in 4-3 SO win at Ottawa  
0:16 - Kyle Brodziak, 1/31/12 in 5-4 win at Minnesota  
- Steve Heinze, 1/18/99 in 8-1 loss at Boston

### FASTEST GOAL FROM START OF THIRD PERIOD

0:07 - Jason Arnott, 1/30/10 in 4-3 win vs. Atlanta  
- Craig Smith, 1/4/18 in 3-2 OT loss at Arizona  
0:13 - Adam Hall, 3/13/04 in 4-4 tie vs. Calgary  
- Andreas Johansson, 11/21/02 in 1-1 tie at Colorado  
- Andy Delmore, 12/6/01 in 4-2 win vs. Ottawa

#### At Home:

0:07 - Jason Arnott, 1/30/10 in 4-3 win vs. Atlanta

0:13 - Adam Hall, 3/13/04 in 4-4 tie vs. Calgary

#### On Road:

0:08 - Craig Smith, 1/4/18 in 3-2 OT loss at Arizona  
0:14 - Andreas Johansson, 11/21/02 in 1-1 tie at Colorado  
0:19 - David Legwand, 1/27/03 in 5-1 win at Buffalo

### FASTEST GOAL AGAINST FROM START OF THIRD PERIOD

0:15 - Joe Murphy, 12/17/98 in 3-1 loss at San Jose  
0:20 - Troy Brouwer, 3/28/15 in 4-3 win at Washington  
- Alexander Edler, 12/9/08 in 3-1 loss vs. Vancouver  
- Joe Murphy, 12/10/98 in 2-1 win vs. San Jose

#### At Home:

0:24 - Alexander Edler, 12/9/08 in 3-1 loss vs. Vancouver  
- Joe Murphy, 12/10/98 in 2-1 win vs. San Jose  
0:26 - Joe Nieuwendyk, 3/21/02 in 4-3 loss vs. New Jersey

#### On Road:

0:15 - Joe Murphy, 12/17/98 in 3-1 loss at San Jose  
0:20 - Troy Brouwer, 3/28/15 in 4-3 win at Washington  
0:25 - Brad Isbister, 11/7/00 in 2-1 loss at NY Islanders

### FASTEST GOAL FROM START OF OVERTIME

0:06 - David Legwand, 3/9/06 in 3-2 win at Vancouver  
0:16 - Ryan Suter, 4/3/10 in 4-3 win at Detroit  
0:17 - Shea Weber, 1/8/15 in 3-2 win vs. Dallas  
At Home:  
0:17 - Shea Weber, 1/8/15 in 3-2 win vs. Dallas  
0:19 - Martin Erat, 11/5/07 in 5-4 win vs. Chicago

#### On Road:

0:06 - David Legwand, 3/9/06 in 3-2 win at Vancouver  
0:16 - Ryan Suter, 4/3/10 in 4-3 win at Detroit

### FASTEST GOAL AGAINST FROM START OF OVERTIME

0:22 - Matthew Dumba, 3/17/15 in 3-2 loss vs. Minnesota  
0:24 - Todd Bertuzzi, 12/12/09 in 3-2 loss vs. Detroit  
0:28 - Josef Stempel, 3/4/00 in 3-2 loss at Los Angeles

#### At Home:

0:22 - Matthew Dumba, 3/17/15 in 3-2 loss vs. Minnesota  
0:24 - Todd Bertuzzi, 12/12/09 in 3-2 loss vs. Detroit

0:41 - Phil Kessel, 10/24/15 in 2-1 loss vs. Pittsburgh

#### On Road:

0:28 - Josef Stempel, 3/4/00 in 3-2 loss at Los Angeles  
0:34 - Teemu Selanne, 3/18/09 in 4-3 loss at Anaheim

### LATEST OVERTIME GOAL

4:58 - Calle Järnkrok, 1/10/17 in 2-1 win vs. Vancouver  
4:44 - Marek Zidlicky, 1/31/04 in 3-2 win vs. San Jose  
- Andy Delmore, 1/7/03 in 2-1 win vs. St. Louis  
4:43 - Craig Smith, 10/24/13 in 3-2 win vs. Winnipeg

#### At Home:

4:58 - Calle Järnkrok, 1/10/17 in 2-1 win vs. Vancouver  
4:44 - Marek Zidlicky, 1/31/04 in 3-2 win vs. San Jose  
- Andy Delmore, 1/7/03 in 2-1 win vs. St. Louis

#### On Road:

3:56 - Greg Johnson, 3/17/00 in 4-3 win at Phoenix  
3:49 - Seth Jones, 3/10/14 in 4-3 win at Ottawa  
3:35 - Andy Delmore, 1/18/03 in 3-2 win at Edmonton

### LATEST OVERTIME GOAL AGAINST

4:56 - Tommy Albelin, 11/3/99 in 5-4 loss at Calgary  
4:55 - Marian Gaborik, 2/17/08 in 5-4 loss at Minnesota  
- Mike Cammalleri, 12/3/16 in 5-4 loss vs. New Jersey  
- Jeff Carter, 10/31/15 in 4-3 loss at Los Angeles

#### At Home:

4:42 - Mike Cammalleri, 12/3/16 in 5-4 loss vs. New Jersey  
4:08 - Jason Wolley, 2/10/99 in 2-1 loss vs. Buffalo

#### On Road:

4:56 - Tommy Albelin, 11/3/99 in 5-4 loss at Calgary  
4:55 - Marian Gaborik, 2/17/08 in 5-4 loss at Minnesota

### FASTEST TWO GOALS, INDIVIDUAL

0:23 - Scott Hartnell, 2/19/07 @ 5:34 & 5:57 of 2nd in 4-1 win vs. Phoenix  
0:26 - David Legwand, 11/20/00 @ 9:30 & 9:56 of 2nd in 6-3 loss at Detroit

#### At Home:

0:23 - Scott Hartnell, 2/19/07 @ 5:34 & 5:57 of 2nd in 4-1 win vs. Phoenix  
0:27 - Petr Tenkrat, 12/15/01 @ 13:44 & 14:11 of 2nd in 5-2 win vs. Chicago

### On Road:

0:26 - David Legwand, 11/20/00 @ 9:30 & 9:56 of 2nd in 6-3 loss at Detroit  
1:04 - Blake Geoffrion, 3/20/11 @ 17:33 & 18:37 of 3rd in 4-3 OT win at Buffalo

### FASTEST TWO GOALS AGAINST, INDIVIDUAL

0:10 - Johnny Gaudreau, 3/9/16 @ 9:34 & 9:44 of 1st in 3-2 OT loss at Calgary  
0:19 - Jeff Carter, 3/4/13 @ 4:39 & 4:58 of 3rd in 5-1 loss at Los Angeles

#### At Home:

0:33 - Kelly Chase, 3/2/99 @ 18:26 & 18:59 of 1st in 5-1 loss vs. St. Louis  
1:01 - Todd Bertuzzi, 1/21/03 @ 8:22 & 9:23 of 3rd in 3-2 win vs. Vancouver

#### On Road:

0:10 - Johnny Gaudreau, 3/9/16 @ 9:34 & 9:44 of 1st in 3-2 OT loss at Calgary  
0:19 - Jeff Carter, 3/4/13 @ 4:39 & 4:58 of 3rd in 5-1 loss at Los Angeles

### FASTEST TWO GOALS, TEAM

0:05 - Colin Wilson & Shea Weber (ENG), 11/15/11 @ 19:35 & 19:40 of 3rd in 3-1 win vs. Washington  
0:08 - Paul Kariya & Darcy Hordichuk, 1/21/06 @ 13:27 & 13:35 of 3rd in 7-2 win vs. Columbus

#### At Home:

0:05 - Colin Wilson & Shea Weber (ENG), 11/15/11 @ 19:35 & 19:40 of 3rd in 3-1 win vs. Washington  
0:08 - Paul Kariya & Darcy Hordichuk, 1/21/06 @ 13:27 & 13:35 of 3rd in 7-2 win vs. Columbus

#### On Road:

0:10 - Jordin Tootoo & Martin Erat, 11/17/10 @ 11:33 & 11:43 of 1st in 5-4 loss at Toronto  
0:11 - Craig Smith & Colton Sissons, 3/8/16 @ 19:19 & 19:30 of 1st in 4-2 win at Winnipeg  
- Greg de Vries & Scott Nichol, 10/17/08 @ 8:12 & 8:23 of 2nd in 5-3 loss at Columbus

### FASTEST TWO GOALS AGAINST, TEAM

0:08 - Radim Vrbata & David Moss, 3/18/13 @ 3:42 & 3:50 of 1st in 7-4 loss vs. Phoenix  
- Nikita Filatov & Jakub Voracek, 10/17/08 @ 14:18 & 14:26 of 1st in 5-3 loss at Columbus

# TEAM HISTORY & RECORDS

## TEAM RECORDS - PERIOD

0:09	- Jarome Iginla & Ryan O'Reilly, 4/7/15 @ 15:32 & 15:41 of 2nd in 3-2 loss at Colorado	11:12	Rob Valicevic, 11/10/99 @ 6:17, 9:44 & 11:29 of 1st in 4-2 win at Chicago	1:54	- Shea Weber, David Legwand & Matt Halischuk, 3/23/13 @ 8:21, 9:46 & 10:15 of 1st per. of 5-2 win vs. Columbus	- Sam Gagner (EDM), Marty Reasoner (EDM) & Jason Arnott (NSH), 2/19/08 @ 15:00, 15:23 & 15:46 of 2nd per. of 5-4 win vs. Edmonton
	- Valeri Nichushkin & Cody Eakin, 3/28/14 @ 7:39 & 7:48 of 3rd in 7-3 loss at Dallas	<b>At Home:</b>	5:56 - Steve Sullivan, 12/14/06 @ 5:58, 9:21 & 11:54 of 2nd per. of 6-0 win vs. Ottawa	<b>On Road:</b>	1:15 - Darcy Hordichuk, Jason Arnott & David Legwand, 1/8/08 @ 5:25, 6:11 & 6:40 of 1st per. of 7-0 win at Los Angeles	<b>On Road:</b>
<b>At Home:</b>	0:08 - Radim Vrbata & David Moss, 3/8/13 @ 3:42 & 3:50 of 1st in 7-4 loss vs. Phoenix	13:54 - Filip Forsberg, 2/27/16 @ 0:54, 5:39 & 14:49 of 2nd per. of 5-0 win vs. St. Louis	13:55 - Petr Tenkrat, 12/15/01 @ 13:44 & 14:11 of 2nd per. & 7:39 of 3rd per. of 5-2 win vs. Chicago	1:55 - Sebastien Bordeleau, Joel Bouchard & Patric Kjellberg, 2/2/00 @ 7:53, 8:21, & 9:48 of 2nd per. of 6-4 win at NY Islanders	0:29 - Colin Wilson (NSH), Paul Stastny (COL) & Jamie McGinn (COL), 2/18/13 @ 13:17, 13:33 & 13:46 of 2nd per. of 6-5 loss at Colorado	0:34 - Ryan Johnson (STL), Vernon Fiddler (NSH) & Petr Cajanek (STL), 1/4/06 @ 3:26, 3:44 & 4:00 of 1st per. of 4-3 win at St. Louis
0:09	- Martin Havlat & Craig Macdonald, 1/20/07, 9:37 & 9:46 of 1st in 6-3 win vs. Chicago	<b>On Road:</b>	11:12 - Rob Valicevic, 11/10/99 @ 6:17, 9:44, & 11:29 of 1st per. of 4-2 win at Chicago	<b>FASTEST THREE GOALS AGAINST, TEAM</b>	1:25 - Shane Doan, Mika Alatalo & Rick Tocchet, 11/30/99 @ 11:32, 11:46 & 12:57 of 1st per. of 6-3 loss vs. Phoenix	<b>FASTEST FOUR GOALS, TEAM</b>
<b>On Road:</b>	0:08 - Nikita Filatov & Jakub Voracek, 10/17/08 @ 14:18 & 14:26 of 1st in 5-3 loss at Columbus	<b>FASTEST THREE GOALS AGAINST, INDIVIDUAL</b>	3:18 - Jeff Carter, 12/22/11 @ 12:56, 14:35 & 16:14 of 1st per. of 6-5 win vs. Columbus	1:27 - Dwight King, Marian Gaborik & Jeff Carter, 1/3/15 @ 17:59, 18:56 & 19:26 of 3rd per. of 7-6 OT win at Los Angeles	3:38 - Sebastien Bordeleau, Joel Bouchard, Patric Kjellberg & Kjellberg, 2/2/00 @ 7:53, 8:21, 9:48, & 11:31 of 2nd per. of 6-4 win at NY Islanders	3:04 - Taylor Beck, Shea Weber, David Legwand & Matt Halischuk, 3/23/13 @ 7:11, 8:21, 9:46 & 10:15 of 1st per. of 5-2 win vs. Columbus
0:09	- Jarome Iginla & Ryan O'Reilly, 4/7/15 @ 15:32 & 15:41 of 2nd in 3-2 loss at Colorado	10:25 - Scottie Upshall, 1/21/10 @ 4:02, 13:22 & 14:27 of 3rd per. of 4-2 loss at Phoenix	14:47 - Jere Lehtinen, 1/17/01 @ 7:31 & 14:53 of 2nd per. & 2:28 of 3rd per. of 4-3 OT loss at Dallas	<b>At Home:</b>	1:25 - Shane Doan, Mika Alatalo & Rick Tocchet, 11/30/99 @ 11:32, 11:46 & 12:57 of 1st per. of 6-3 loss vs. Phoenix	5:03 - Ville Koistinen, David Legwand, Joel Ward & Antti Pihlstrom, 2/28/09 @ 4:48, 5:17, 9:24 & 9:51 of 1st per. of 8-0 win vs. Detroit
<b>FASTEST TWO GOALS, BOTH TEAMS</b>	0:05 - Rick Nash (CBJ) & Scott Walker (NSH), 12/4/03 @ 19:39 & 19:44 of 3rd in 4-2 win at Columbus	14:47 - Jere Lehtinen, 1/17/01 @ 7:31 & 14:53 of 2nd per. & 2:28 of 3rd per. of 4-3 OT loss at Dallas	<b>At Home:</b>	1:39 - Jeff Carter, Ryan Johansen & Carter, 12/22/11 @ 14:35, 15:30 & 16:14 of 1st per. of 6-5 win vs. Columbus	<b>At Home:</b>	3:04 - Taylor Beck, Shea Weber, David Legwand & Matt Halischuk, 3/23/13 @ 7:11, 8:21, 9:46 & 10:15 of 1st per. of 5-2 win vs. Columbus
0:07	- Daniel Sedin (VAN) & Nick Spalding (NSH), 2/17/11 @ 18:15 & 18:22 of 2nd in 3-1 win vs. Vancouver	16:29 - Luc Robitaille, 4/12/99 @ 4:59 & 18:39 of 2nd per. & 1:28 of 3rd per. of 4-3 loss vs. Los Angeles	3:18 - Jeff Carter, 12/22/11 @ 12:56, 14:35 & 16:14 of 1st per. of 6-5 win vs. Columbus	1:27 - Dwight King, Marian Gaborik & Jeff Carter, 1/3/15 @ 17:59, 18:56 & 19:26 of 3rd per. of 7-6 OT win at Los Angeles	5:03 - Ville Koistinen, David Legwand, Joel Ward & Antti Pihlstrom, 2/28/09 @ 4:48, 5:17, 9:24 & 9:51 of 1st per. of 8-0 win vs. Detroit	<b>On Road:</b>
<b>At Home:</b>	0:07 - Daniel Sedin (VAN) & Nick Spalding (NSH), 2/17/11 @ 18:15 & 18:22 of 2nd in 3-1 win vs. Vancouver	<b>On Road:</b>	3:18 - Jeff Carter, 12/22/11 @ 12:56, 14:35 & 16:14 of 1st per. of 6-5 win vs. Columbus	1:41 - Reed Low, Al MacInnis & Keith Tkachuk, 10/30/02 @ 8:22, 8:53 & 10:03 of 2nd per. of 7-0 loss at St. Louis	4:21 - Mike Ribeiro, Filip Forsberg, Calle Jankrok & Roman Josi 11/18/14 @ 0:53, 1:26, 3:06 & 5:14 of 3rd per. of 9-2 win at Toronto	3:38 - Sebastien Bordeleau, Joel Bouchard, Patric Kjellberg & Kjellberg, 2/2/00 @ 7:53, 8:21, 9:48, & 11:31 of 2nd per. of 6-4 win at NY Islanders
0:10	- Craig Smith (NSH) & Antoine Roussel (DAL), 3/1/16 @ 12:38 & 12:48 of 1st in 5-3 win vs. Dallas	14:47 - Jere Lehtinen, 1/17/01 @ 7:31 & 14:53 of 2nd per. & 2:28 of 3rd per. of 4-3 OT loss at Dallas	16:29 - Luc Robitaille, 4/12/99 @ 4:59 & 18:39 of 2nd per. & 1:28 of 3rd per. of 4-3 loss vs. Los Angeles	<b>FASTEST THREE GOALS, BOTH TEAMS</b>	4:21 - Mike Ribeiro, Filip Forsberg, Calle Jankrok & Roman Josi 11/18/14 @ 0:53, 1:26, 3:06 & 5:14 of 3rd per. of 9-2 win at Toronto	4:00 - Ryan Johnson (STL), Vernon Fiddler (NSH) & Petr Cajanek (STL), 1/4/06 @ 3:26, 3:44 & 4:00 of 1st per. of 4-3 win at St. Louis
	- Jeff Carter (LAK) & Mike Fisher (NSH), 12/28/13 @ 19:23 & 19:33 of 3rd in 3-2 win vs. Los Angeles	<b>FASTEST THREE GOALS, TEAM</b>	1:15 - Darcy Hordichuk, Jason Arnott & David Legwand, 1/8/08 @ 5:25, 6:11 & 6:40 of 1st per. of 7-0 win at Los Angeles	0:23 - Bryan Berard (CBJ), Paul Kariya (NSH) & Darcy Hordichuk (NSH), 1/21/06 @ 13:13, 13:27 & 13:35 of 3rd per. of 7-2 win vs. Columbus	<b>FASTEST FOUR GOALS AGAINST, TEAM</b>	3:18 - Jeff Carter, Carter, Ryan Johansen & Carter, 12/22/11 @ 12:56, 14:35, 15:30 & 16:14 of 1st per. of 6-5 win vs. Columbus
	- David Legwand (NSH) & Teemu Selanne (ANA), 3/24/11 @ 9:29 & 9:39 of 3rd in 5-4 win vs. Anaheim	1:24 - Joel Ward, Antti Pihlstrom & Jason Arnott, 2/28/09 @ 9:24, 9:51 & 10:48 of 1st per. of 8-0 win vs. Detroit	1:54 - Shea Weber, David Legwand & Matt Halischuk, 3/23/13 @ 8:21, 9:46 & 10:15 of 1st per. of 5-2 win vs. Columbus	0:29 - Colin Wilson (NSH), Paul Stastny (COL) & Jamie McGinn (COL), 2/18/13 @ 13:17, 13:33 & 13:46 of 2nd per. of 6-5 loss at Colorado	4:44 - Radim Vrbata, David Moss, Matthew Lombardi & Keith Yandle, 3/28/13 @ 3:42, 3:50, 7:08, & 8:26 of 1st per. of 7-4 loss vs. Phoenix	4:44 - Radim Vrbata, David Moss, Matthew Lombardi & Keith Yandle, 3/28/13 @ 3:42, 3:50, 7:08, & 8:26 of 1st per. of 7-4 loss vs. Phoenix
<b>On Road:</b>	0:07 - Daniel Sedin (VAN) & Nick Spalding (NSH), 2/17/11 @ 18:15 & 18:22 of 2nd in 3-1 win vs. Vancouver	1:54 - Shea Weber, David Legwand & Matt Halischuk, 3/23/13 @ 8:21, 9:46 & 10:15 of 1st per. of 5-2 win vs. Columbus	<b>At Home:</b>	0:34 - Ryan Johnson (STL), Vernon Fiddler (NSH) & Petr Cajanek (STL), 1/4/06 @ 3:26, 3:44 & 4:00 of 1st per. of 4-3 win at St. Louis	<b>At Home:</b>	3:18 - Jeff Carter, Carter, Ryan Johansen & Carter, 12/22/11 @ 12:56, 14:35, 15:30 & 16:14 of 1st per. of 6-5 win vs. Columbus
	- Marcel Goc (SJS) & Paul Kariya (NSH), 11/2/05 @ 6:14 & 6:21 of 1st in 3-2 loss at San Jose	1:54 - Shea Weber, David Legwand & Matt Halischuk, 3/23/13 @ 8:21, 9:46 & 10:15 of 1st per. of 5-2 win vs. Columbus	1:24 - Joel Ward, Antti Pihlstrom & Jason Arnott, 2/28/09 @ 9:24, 9:51 & 10:48 of 1st per. of 8-0 win vs. Detroit	0:46 - R.J. Umberger (CBJ), David Legwand (NSH) & Matt Halischuk (NSH), 3/23/13 @ 9:29, 9:46 & 10:15 of 1st per. of 5-2 win vs. Columbus	4:44 - Radim Vrbata, David Moss, Matthew Lombardi & Keith Yandle, 3/28/13 @ 3:42, 3:50, 7:08, & 8:26 of 1st per. of 7-4 loss vs. Phoenix	
<b>FASTEST THREE GOALS, INDIVIDUAL</b>	5:56 - Steve Sullivan, 12/14/06 @ 5:58, 9:21 & 11:54 of 2nd in 6-0 win vs. Ottawa	<b>At Home:</b>	1:24 - Joel Ward, Antti Pihlstrom & Jason Arnott, 2/28/09 @ 9:24, 9:51 & 10:48 of 1st per. of 8-0 win vs. Detroit			
8:37	- Filip Forsberg, 2/21/17 @ 10:50, 16:07 & 19:27 of 2nd in 6-5 OT loss vs. Calgary					

\*The 2012-13 season was 48 games

# TEAM HISTORY & RECORDS

## TEAM RECORDS - PERIOD

### On Road:

- 5:31 - Brenden Morrow, Brad Richards, Loui Eriksson & Morrow, 10/14/09 @ 3:17, 3:57, 6:31 & 8:48 of 1st per. of 6-0 loss at Dallas
- 6:15 - Jeff Carter, Carter, Mike Richards & Dwight King, 3/4/13 @ 4:39, 4:58, 7:40 & 10:54 of 3rd per. of 5-1 loss at Los Angeles

### FASTEST FOUR GOALS, BOTH TEAMS

- 1:54 - Shea Weber (NSH), R.J. Umberger (CBJ), David Legwand (NSH) & Matt Halischuk (NSH), 3/23/13 @ 8:21, 9:29, 9:46 & 10:15 of 1st per. of 5-2 win vs. Columbus
- 2:03 - Ville Nieminen (CGY), Chris Simon (CGY), Adam Hall (NSH) & Jarome Iginla (CGY), 3/13/04 @ 18:28 & 19:02 of 2nd per. & 0:13 & 0:31 of 3rd per. of 4-4 tie vs. Calgary

### At Home:

- 1:54 - Shea Weber (NSH), R.J. Umberger (CBJ), David Legwand (NSH) & Matt Halischuk (NSH), 3/23/13 @ 8:21, 9:29, 9:46 & 10:15 of 1st per. of 5-2 win vs. Columbus
- 2:03 - Ville Nieminen (CGY), Chris Simon (CGY), Adam Hall (NSH) & Jarome Iginla (CGY), 3/13/04 @ 18:28 & 19:02 of 2nd per. & 0:13 & 0:31 of 3rd per. of 4-4 tie vs. Calgary

### On Road:

- 2:10 - Alexander Edler (VAN), Vernon Fiddler (NSH), Matt Peltinger (VAN) & Greg de Vries (NSH), 3/6/08 @ 4:11, 4:25, 6:09 & 6:21 of 1st per. of 6-2 loss at Vancouver
- 2:12 - Daniel Paille (BUF), Jan Havac (NSH), Jason Arnott (NSH) & Andrew Peters (BUF), 2/27/08 @ 2:01, 2:46, 3:20 & 4:13 of 2nd per. of 8-4 loss at Buffalo

### SPECIAL TEAMS

#### MOST POWER PLAY GOALS

- 3 - five times, last 11/18/06 in 2nd per. of 4-2 win vs. Columbus

#### At Home:

- 3 - 11/18/06 in 2nd per. of 4-2 win vs. Columbus
- 12/20/01 in 2nd per. of 6-2 win vs. Vancouver

#### On Road:

- 3 - 10/12/05 in 3rd per. of 5-4 win at Colorado
- 3/4/04 in 3rd per. of 9-4 win at Pittsburgh
- 3/4/04 in 1st per. of 9-4 win at Pittsburgh

#### MOST POWER PLAY CHANCES

- 6 - four times, last 12/13/05 in 1st per. of 7-3 loss at Florida

#### At Home:

- 6 - 11/30/02 in 2nd per. of 5-2 win vs. Dallas
- 12/20/01 in 2nd per. of 6-2 win vs. Vancouver
- 10/31/00 in 3rd per. of 4-2 loss vs. St. Louis

#### On Road:

- 6 - 12/13/05 in 1st per. of 7-3 loss at Florida
- 5 - 12 times, last 1/11/10 in 3rd per. of 3-2 win at Vancouver

#### MOST POWER PLAY GOALS AGAINST

- 4 - 3/3/18 in 2nd of 4-2 loss vs. Buffalo
- 11/6/10 in 2nd per. of 5-4 loss at Toronto

#### At Home:

- 4 - 3/3/18 in 2nd of 4-2 loss vs. Buffalo
- 3 - 12/22/11 in 1st per. of 6-5 win vs. Columbus

#### On Road:

- 4 - 11/6/10 in 2nd per. of 5-4 loss at Toronto

#### MOST SHORTHANDED GOALS

- 2 - 3/13/18 in 1st of 3-1 win vs. Winnipeg
- 1/19/08 in 5-2 win at St. Louis

#### At Home:

- 2 - 3/13/18 in 1st of 3-1 win vs. Winnipeg

#### On Road:

- 2 - 1/19/08 in 5-2 win at St. Louis

#### MOST SHORTHANDED SITUATIONS

- 7 - 10/25/05 in 2nd per. of 5-3 win vs. Chicago
- 6 - nine times, last 2/12/13 in 2nd per. of 1-0 OT win vs. San Jose

#### At Home:

- 7 - 10/25/05 in 2nd per. of 5-3 win vs. Chicago
- 6 - five times, last 2/12/13 in 2nd per. of 1-0 OT win vs. San Jose

#### On Road:

- 6 - four times, last in 11/16/10 in 2nd per. of 5-4 loss at Toronto.

#### MOST SHORTHANDED GOALS AGAINST

- 2 - 3/21/13 in 1st per. of 5-3 win vs. Calgary

#### At Home:

- 2 - 3/21/13 in 1st per. of 5-3 win vs. Calgary

#### On Road:

- 1 - 51 times, last: 2/7/18 in 3rd of 3-2 SO loss at Toronto

#### PENALTY MINUTES

##### MOST PENALTY MINUTES

- 55 - 10/30/03 in 3rd per. of 5-3 win vs. Detroit
- 51 - 10/25/05 in 3rd per. of 5-3 win vs. Chicago

- 48 - 3/6/08 in 3rd per. of 6-2 loss at Vancouver

#### At Home:

- 55 - 10/30/03 in 3rd per. of 5-3 win vs. Detroit
- 51 - 10/25/05 in 3rd per. of 5-3 win vs. Chicago

#### On Road:

- 44 - 11/14/15 in 3rd per. of 7-0 win vs. Winnipeg

#### On Road:

- 48 - 3/6/08 in 3rd per. of 6-2 loss at Vancouver
- 41 - 3/20/04 in 3rd per. of 3-1 win at Calgary

#### MOST PENALTY MINUTES, OPPONENT

- 99 - 3/20/04 in 3rd per. of 3-1 win at Calgary
- 83 - 10/30/03 in 3rd per. of 5-3 win vs. Detroit
- 60 - 11/14/15 in 3rd per. of 7-0 win vs. Winnipeg

#### At Home:

- 83 - 10/30/03 in 3rd per. of 5-3 win vs. Detroit
- 60 - 11/14/15 in 3rd per. of 7-0 win vs. Winnipeg
- 40 - 12/23/06 in 3rd per. of 7-0 win vs. Los Angeles

#### On Road:

- 99 - 3/20/04 in 3rd per. of 3-1 win at Calgary
- 46 - 3/6/08 in 3rd per. of 6-2 loss at Vancouver
- 36 - 3/11/06 in 1st per. of 3-2 loss at San Jose

#### MOST PENALTY MINUTES BY BOTH TEAMS

- 140 - 3/20/04 in 3rd per. of 3-1 win at Calgary (CGY 99, NSH 41)
- 138 - 10/30/03 in 3rd per. of 5-3 win vs. Detroit (DET 83, NSH 55)
- 104 - 11/14/15 in 3rd per. of 7-0 win vs. Winnipeg (WPG 60, NSH 44)

#### At Home:

- 138 - 10/30/03 in 3rd per. of 5-3 win vs. Detroit (DET 83, NSH 55)
- 104 - 11/14/15 in 3rd per. of 7-0 win vs. Winnipeg (WPG 60, NSH 44)
- 88 - 2/3/07 in 3rd per. of 3-0 win vs. Anaheim (ANA 54, NSH 34)

#### On Road:

- 140 - 3/20/04 in 3rd per. of 3-1 win at Calgary (CGY 99, NSH 41)
- 94 - 3/6/08 in 3rd per. of 6-2 loss at Vancouver (NSH 48, VAN 46)
- 66 - 3/11/06 in 1st per. of 3-2 loss at San Jose (S.J.36, NSH 30)

#### SHOTS

##### MOST SHOTS

- 27 - 3/26/16 in 1st per. of 5-1 win vs. Columbus
- 24 - 2/5/15 in 3rd per. of 5-2 loss vs. Anaheim

- 11/14/09 in 1st per. of 2-0 win vs. Montreal

- 23 - 2/28/04 in 2nd per. of 2-1 win vs. NY Rangers

- 22 - 3/9/06 in 3rd per. of 3-2 win at Vancouver
- 1/8/00 in 1st per. of 6-3 win vs. Chicago

#### At Home:

- 27 - 3/26/16 in 1st per. of 5-1 win vs. Columbus
- 24 - 2/5/15 in 3rd per. of 5-2 loss vs. Anaheim
- 11/14/09 in 1st per. of 2-0 win vs. Montreal
- 23 - 2/28/04 in 2nd per. of 2-1 win vs. NY Rangers
- 22 - 1/8/00 in 1st per. of 6-3 win vs. Chicago

#### On Road:

- 22 - 3/9/06 in 3rd per. of 3-2 win at Vancouver
- 21 - 3/3/15 in 2nd per. of 3-1 loss at New Jersey
- 4/8/17 in 2nd per. of 2-1 loss at Winnipeg
- 20 - five times, last 1/12/16 in 2nd per. of 3-2 loss at Chicago t

#### MOST SHOTS AGAINST

- 27 - 2/10/09 in 1st per. of 5-3 loss vs. Detroit
- 10/21/98 in 2nd per. of 5-2 loss at Detroit
- 25 - 4/21/13 in 3rd per. of 3-1 loss at Columbus
- 24 - 3/6/08 in 1st per. of 6-2 loss at Vancouver

#### At Home:

- 27 - 2/10/09 in 1st per. of 5-3 loss vs. Detroit
- 22 - five times, last 1/23/17 in 2nd per. of 5-2 win vs. Dallas

#### On Road:

- 27 - 10/21/98 in 2nd per. of 5-2 loss at Detroit
- 25 - 4/21/13 in 3rd per. of 3-1 loss at Columbus
- 24 - 3/6/08 in 1st per. of 6-2 loss at Vancouver
- MOST SHOTS BY BOTH TEAMS**
- 37 - 3/26/16 in 1st per. of 5-1 win vs. Columbus (NSH 27, CBJ 10)
- 35 - 2/10/09 in 1st per. of 5-4 loss vs. Detroit (DET 27, NSH 8)
- 34 - 12/13/11 in 2nd per. of 2-1 win vs. Calgary (NSH 17, CGY 17)
- 11/11/08 in 2nd per. of 4-3 OT win at San Jose (S.J. 22, NSH 12)

#### At Home:

- 37 - 3/26/16 in 1st per. of 5-1 win vs. Columbus (NSH 27, CBJ 10)
- 35 - 2/10/09 in 1st per. of 5-4 loss vs. Detroit (DET 27, NSH 8)

\*The 2012-13 season was 48 games

# TEAM HISTORY & RECORDS

## TEAM RECORDS - PERIOD

34 - 12/13/11 in 2nd per. of 2-1 win vs. Calgary (NSH 17, CGY 17)

### On Road:

34 - 11/11/08 in 2nd per. of 4-3 OT win at San Jose (S.J. 22, NSH 12)

33 - 3/6/08 in 1st per. of 6-2 loss at Vancouver (VAN 24, NSH 9)  
- 10/19/00 in 1st per. of 2-1 win at Detroit (DET 18, NSH 15)

### FEWEST SHOTS

1 - 12/8/08 in 3rd per. of 6-3 loss at St. Louis  
- 3/12/02 in 2nd per. of 5-0 loss vs. Vancouver  
- 12/15/99 in 2nd per. of 3-2 loss at Florida  
- 11/22/99 in 3rd per. of 3-2 loss at St. Louis

### At Home:

1 - 3/12/02 in 2nd per. of 5-0 loss vs. Vancouver

### On Road:

1 - 12/8/08 in 3rd per. of 6-3 loss at St. Louis  
- 12/15/99 in 2nd per. of 3-2 loss at Florida  
- 11/22/99 in 3rd per. of 3-2 loss at St. Louis

### FEWEST SHOTS AGAINST

0 - 2/16/08 in 3rd per. of 2-1 OT win vs. St. Louis  
1 - Five times, last 12/12/15 in 2nd per. of 3-2 loss vs. Colorado

### At Home:

0 - 2/16/08 in 3rd per. of 2-1 OT win vs. St. Louis  
1 - 12/12/15 in 2nd per. of 3-2 loss vs. Colorado

### On Road:

1 - four times, last 2/1/06 in 3rd per. of 2-1 loss at Dallas

### FEWEST SHOTS BY BOTH TEAMS

3 - 3/5/02 in 1st per. of 2-0 win at San Jose (NSH 3, S.J. 2)  
6 - 2/7/13 in 3rd per. of 3-0 win vs. Los Angeles (NSH 2, L.A. 4)  
7 - five times, last 12/20/06 in 1st per. of 2-1 win at Chicago (CHI 4, NSH 3)

### At Home:

6 - 2/7/13 in 3rd per. of 3-0 win vs. Los Angeles (NSH 2, L.A. 4)

### On Road:

5 - 3/5/02 in 1st per. of 2-0 win at San Jose (NSH 3, S.J. 2)  
7 - five times, last 12/20/06 in 1st per. of 2-1 win at Chicago (CHI 4, NSH 3)

### LARGEST SHOT ADVANTAGE

22 - 2/5/15 in 3rd per. of 5-2 loss vs. Anaheim (NSH 24, ANA 2)

20 - 11/14/09 in 2nd per. of 2-0 win vs. Montreal (NSH 24, MTL 4)

16 - 3/9/06 in 3rd per. of 3-2 win at Vancouver (NSH 22, VAN 6)  
- 2/28/04 in 2nd per. of 2-1 win vs. NY Rangers (NSH 23, NYR 7)

### At Home:

22 - 2/5/15 in 3rd per. of 5-2 loss vs. Anaheim (NSH 24, ANA 2)  
20 - 11/14/09 in 2nd per. of 2-0 win vs. Montreal (NSH 24, MTL 4)

16 - 2/28/04 in 2nd per. of 2-1 win vs. NY Rangers (NSH 23, NYR 7)

### On Road:

16 - 3/9/06 in 3rd per. of 3-2 win at Vancouver (NSH 22, VAN 6)  
15 - 12/1/07 in 3rd per. of 5-4 win at Montreal (NSH 20, MTL 5)  
- 3/23/03 in 2nd per. of 3-2 loss at Edmonton (NSH 20, EDM 5)

### LARGEST SHOT DEFICIT

22 - 10/21/98 in 2nd per. of 5-2 loss at Detroit (DET 27, NSH 5)  
19 - 2/10/09 in 1st per. of 5-3 loss vs. Detroit (DET 27, NSH 8)  
- 11/5/05 in 3rd per. of 3-2 loss at Los Angeles (L.A. 21, NSH 2)

### At Home:

19 - 2/10/09 in 1st per. of 5-3 loss vs. Detroit (DET 27, NSH 8)  
17 - 11/17/11 in 3rd per. of 4-1 win vs. Toronto (TOR 22, NSH 5)  
- 3/11/08 in 2nd per. of 2-1 loss vs. San Jose (S.J. 20, NSH 3)

### On Road:

22 - 10/21/98 in 2nd per. of 5-2 loss at Detroit (DET 27, NSH 5)  
19 - 11/5/05 in 3rd per. of 3-2 loss at Los Angeles (L.A. 21, NSH 2)  
18 - 1/13/07 in 3rd per. of 4-1 win at Columbus (CBJ 22, NSH 4)  
- 2/8/06 in 2nd per. of 6-0 loss at Detroit (DET 20, NSH 2)

# TEAM HISTORY & RECORDS

## INDIVIDUAL RECORDS - CAREER

### GAMES PLAYED

#### MOST GAMES PLAYED

- 956 - David Legwand, 1999-14
- 763 - Shea Weber, 2005-16
- 723 - Martin Erat, 2011-13

#### MOST CONSECUTIVE GAMES PLAYED

- 283 - Filip Forsberg, 10/9/14-12/29/17
- 269 - Karlis Skrastins, 2/21/00-4/6/03
- 251 - Greg Johnson, 10/2/99-10/19/02

### GOALS

#### MOST GOALS

- 210 - David Legwand, 1999-14
- 166 - Shea Weber, 2005-16
- 163 - Martin Erat, 2001-13

#### By Left Wing

- 117 - Filip Forsberg, 2014-18
- 106 - Scott Hartnell, 2000-07; 2017-18
- 100 - Steve Sullivan, 2004-11

#### By Center

- 210 - David Legwand, 1999-14
- 111 - Mike Fisher, 2010-18
- 107 - Jason Arnott, 2006-10

#### By Right Wing

- 163 - Martin Erat, 2001-13
- 123 - Craig Smith, 2011-18
- 106 - Patric Hornqvist, 2008-14

#### By Defenseman

- 166 - Shea Weber, 2005-16
- 79 - Kimmo Timonen, 1998-07
- 78 - Roman Josi, 2011-18

#### MOST GAME-WINNING GOALS

- 41 - David Legwand, 1999-14
- 26 - Martin Erat, 2001-13
- 24 - Filip Forsberg, 2012-18
- Shea Weber, 2005-16

#### By Defenseman

- 24 - Shea Weber, 2005-16
- 14 - Roman Josi, 2011-18
- 10 - Kimmo Timonen, 1998-07

#### MOST GAME-TYING GOALS

- 3 - Sergei Krivokrasov, 1998-00
- 2 - Denis Arkipov, 2000-04
- Cliff Ronning, 1998-02
- Scott Walker, 1998-06

### ASSISTS

#### MOST ASSISTS

- 356 - David Legwand, 1999-14
- 318 - Martin Erat, 2001-13
- 277 - Shea Weber, 2005-16

#### By Left Wing

- 163 - Steve Sullivan, 2004-11
- 142 - Colin Wilson, 2009-17
- 138 - Filip Forsberg, 2012-18

#### By Center

- 356 - David Legwand, 1999-14
- 145 - Greg Johnson, 1998-06
- Cliff Ronning, 1998-02
- 130 - Mike Fisher, 2010-18

#### By Right Wing

- 318 - Martin Erat, 2001-13
- 174 - J-P Dumont, 2006-11
- 151 - Scott Walker, 1998-06

#### By Defenseman

- 277 - Shea Weber, 2005-06
- 222 - Kimmo Timonen, 1998-07
- 214 - Roman Josi, 2011-18

### POINTS

#### MOST POINTS

- 566 - David Legwand (210g-356a), 1999-14
- 481 - Martin Erat (163g-318a), 2001-13

- 443 - Shea Weber (166g-277a), 2005-16

#### By Left Wing

- 263 - Steve Sullivan (100g-163a), 2004-11
- 255 - Filip Forsberg (117g-138a), 2012-18

- 237 - Colin Wilson (93g-118a), 2009-17

#### By Center

- 566 - David Legwand (210g-356), 1999-14
- 241 - Mike Fisher (111g-130a), 2010-18

- 238 - Greg Johnson (93g-145a), 1998-06

#### By Right Wing

- 481 - Martin Erat (163g-318a), 2001-13
- 267 - J-P Dumont (93g-174a), 2006-11

- 261 - Craig Smith (123g-138a), 2011-18

#### By Defenseman

- 443 - Shea Weber (166g-277a), 2005-16
- 301 - Kimmo Timonen (79g-222a), 1998-07

- 292 - Roman Josi (78g-214a), 2011-18

### SPECIAL TEAMS

#### MOST POWER PLAY GOALS

- 80 - Shea Weber, 2005-16
- 46 - Kimmo Timonen, 1998-07
- 42 - Martin Erat, 2001-13

#### By Defenseman

- 80 - Shea Weber, 2005-16
- 46 - Kimmo Timonen, 1998-07
- 28 - Roman Josi, 2011-18

#### MOST POWER PLAY POINTS

- 187 - Shea Weber (80g-107a), 2005-16
- 182 - Kimmo Timonen (46g-136a), 1998-07

- 148 - Martin Erat (42g-106a), 2001-13

#### By Defenseman

- 187 - Shea Weber (80g-107a), 2005-16
- 182 - Kimmo Timonen (46g-136a), 1998-07

- 101 - Roman Josi (28g-73a), 2011-18

#### MOST SHORTHANDED GOALS

- 11 - Greg Johnson, 1998-06
- 10 - David Legwand, 1999-14
- 8 - Viktor Arvidsson, 2014-18
- Scott Walker, 1998-06

#### MOST SHORTHANDED POINTS

- 17 - Greg Johnson (11g-6a), 1998-06
- 15 - David Legwand (10g-5a), 1999-14
- 13 - Scott Walker (8g-5a), 1998-06

### SHOTS

#### MOST SHOTS

- 202 - Shea Weber, 2005-16
- 1925 - David Legwand, 1999-14
- 1317 - Martin Erat, 2001-13

#### By Defenseman

- 202 - Shea Weber, 2005-16
- 1197 - Roman Josi, 2011-18
- 1078 - Kimmo Timonen, 1998-07

### PENALTY MINUTES

#### MOST PENALTY MINUTES

- 725 - Jordyn Tootoo, 2003-12
- 626 - Scott Hartnell, 2000-07; 2017-18
- 568 - Shea Weber, 2005-16

#### By Defenseman

- 568 - Shea Weber, 2005-16
- 396 - Ryan Suter, 2005-12
- 375 - Dan Hamhuis, 2003-10

### GOALTENDING

#### MOST GAMES PLAYED

- 567 - Pekka Rinne, 2005-18
- 383 - Tomas Vokoun, 1998-07
- 217 - Mike Dunham, 1998-03

#### MOST MINUTES PLAYED

- 32895 - Pekka Rinne, 2005-18
- 21788 - Tomas Vokoun, 1998-07
- 12495 - Mike Dunham, 1998-03

#### MOST WINS

- 311 - Pekka Rinne, 2005-18
- 161 - Tomas Vokoun, 1998-07
- 81 - Mike Dunham, 1998-03

#### MOST LOSSES

- 168 - Pekka Rinne, 2005-18
- 159 - Tomas Vokoun, 1998-07
- 104 - Mike Dunham, 1998-03

#### MOST TIES

- 35 - Tomas Vokoun, 1998-07
- 24 - Mike Dunham, 1998-03
- 1 - Chris Mason, 1998-01; 2003-08; 2012-13

#### MOST GOALS ALLOWED

- 1301 - Pekka Rinne, 2005-18
- 922 - Tomas Vokoun, 1998-07
- 567 - Mike Dunham, 1998-03

#### LOWEST GOALS-AGAINST AVERAGE (MIN. 52 GAMES)

- 237 - Pekka Rinne, 2005-18
- 254 - Tomas Vokoun, 1998-07
- 262 - Carter Hutton, 2013-15

#### HIGHEST SAVE PERCENTAGE (MIN. 52 GAMES)

- .919 - Pekka Rinne, 2005-17
- .913 - Tomas Vokoun, 1998-07
- .912 - Dan Ellis, 2007-10

#### MOST SHUTOUTS

- 51 - Pekka Rinne, 2005-18
- 21 - Tomas Vokoun, 1998-07
- 12 - Chris Mason, 1998-01; 2003-08; 2012-13

#### MOST GOALS

- 1 - Chris Mason, 1998-01; 2003-08; 2012-13

#### MOST ASSISTS

- 11 - Pekka Rinne, 2005-18
- 9 - Tomas Vokoun, 1998-07
- 4 - Jussi Saros, 2015-18

#### MOST POINTS

- 11 - Pekka Rinne (11a), 2005-18
- 9 - Tomas Vokoun (9a), 1998-07
- 4 - Jussi Saros (4a), 2015-18

#### MOST PENALTY MINUTES

- 111 - Tomas Vokoun, 1998-07
- 52 - Pekka Rinne, 2005-18
- 8 - Chris Mason, 1998-01; 2003-08; 2012-13

\*The 2012-13 season was 48 games



# TEAM HISTORY & RECORDS

## INDIVIDUAL RECORDS - SEASON

### GAMES PLAYED

#### MOST GAMES PLAYED

82 - 50 tied, last: P.K. Subban, 2017-18

#### By Defenseman

82 - 20 tied, last: P.K. Subban, 2017-18

#### By Rookie

82 - Filip Forsberg, 2014-15  
80 - Dan Hamhuis, 2003-04  
- Martin Erat, 2001-02  
79 - Adam Hall, 2002-03

### GOALS

#### MOST GOALS

33 - Filip Forsberg, 2015-16  
- Jason Arnott, 2008-09  
31 - Viktor Arvidsson, 2016-17  
- Filip Forsberg, 2016-17  
- James Neal, 2015-16  
- Paul Kariya, 2005-06  
- Steve Sullivan, 2005-06  
30 - Patric Hornqvist, 2009-10  
**By Left Wing**  
33 - Filip Forsberg, 2015-16  
31 - Filip Forsberg, 2016-17  
- Paul Kariya, 2005-06  
- Steve Sullivan, 2005-06  
26 - Filip Forsberg, 2017-18

#### By Center

33 - Jason Arnott, 2008-09  
28 - Jason Arnott, 2007-08  
27 - Jason Arnott, 2006-07  
- David Legwand, 2006-07

#### By Right Wing

31 - Viktor Arvidsson, 2016-17  
- James Neal, 2015-16  
30 - Patric Hornqvist, 2009-10  
29 - Viktor Arvidsson, 2017-18

#### By Defenseman

23 - Shea Weber, 2013-14  
- Shea Weber, 2008-09  
20 - Shea Weber, 2015-16

#### By Rookie

26 - Filip Forsberg, 2014-15  
18 - Alexander Radulov, 2006-07  
16 - Adam Hall, 2002-03

#### MOST GOALS AT HOME

22 - Filip Forsberg, 2015-16  
21 - David Legwand, 2006-07  
19 - Filip Forsberg, 2016-17  
- Jason Arnott, 2007-08  
- Alexander Radulov, 2007-08

#### By Defenseman

14 - Shea Weber, 2013-14  
13 - Shea Weber, 2008-09  
12 - Shea Weber, 2011-12  
- Shea Weber, 2010-11  
- Andy Delmore, 2012-13

#### By Rookie

12 - Filip Forsberg, 2014-15  
10 - Alexander Radulov, 2006-07  
8 - Adam Hall, 2002-03

### MOST GOALS ON ROAD

18 - Steve Sullivan, 2005-06  
17 - Patric Hornqvist, 2009-10  
16 - Jason Arnott, 2008-09

#### By Defenseman

12 - Shea Weber, 2009-10  
10 - Shea Weber, 2008-09

#### By Rookie

14 - Filip Forsberg, 2014-15  
10 - Craig Smith, 2011-12  
9 - David Legwand, 1999-00

#### MOST GAME-WINNING GOALS

9 - Filip Forsberg, 2016-17  
8 - Patric Hornqvist, 2009-10  
- J-P Dumont, 2007-08  
- Scott Hartnell, 2005-06

#### By a Defenseman

6 - Andy Delmore, 2002-03  
4 - five times, last: Roman Josi, 2014-15

#### MOST GAME-TYING GOALS

2 - Cliff Ronning, 2001-02  
- Sergei Krivokrasov, 1999-00

#### FEWEST GAMES TO 20 GOALS

38 - Steve Sullivan, 11/0/06  
42 - Jason Arnott, 2/3/07  
49 - Patric Hornqvist, 1/21/10  
- Steve Sullivan, 2/3/07

#### LONGEST GOAL-SCORING STREAK

6 - James Neal (7g), 11/5-11/17/16  
- Filip Forsberg (7g), 11/2-11/13/14  
- Patric Hornqvist (7g), 11/27-11/5/11  
- Alexander Radulov (7g), 1/21-2/2/08  
5 - four times, last: Sergei Kostitsyn (5g), 12/31/10-1/8/11

### ASSISTS

#### MOST ASSISTS

54 - Paul Kariya, 2005-06  
52 - Paul Kariya, 2006-07  
49 - J-P Dumont, 2008-09

#### By Left Wing

54 - Paul Kariya, 2005-06  
52 - Paul Kariya, 2006-07  
38 - Steve Sullivan, 2006-07

#### By Center

47 - Ryan Johansen, 2016-17  
- Mike Ribeiro, 2014-15  
44 - Jason Arnott, 2007-08  
43 - Mike Ribeiro, 2015-16  
- Cliff Ronning, 2000-01

#### By Right Wing

49 - J-P Dumont, 2008-09  
45 - J-P Dumont, 2006-07  
43 - J-P Dumont, 2007-08

#### By Defenseman

47 - Roman Josi, 2015-16  
43 - P.K. Subban, 2017-18  
42 - Kimmo Timonen, 2007-08

#### By Rookie

37 - Filip Forsberg, 2014-15  
24 - Martin Erat, 2001-02  
22 - Craig Smith, 2011-12

### MOST ASSISTS AT HOME

31 - Paul Kariya, 2006-07  
29 - Mike Ribeiro, 2015-16  
- J-P Dumont, 2006-07

28 - Paul Kariya, 2005-06

#### By Defenseman

24 - Kimmo Timonen, 2006-07  
23 - Marek Zidlicky, 2003-04

#### By Rookie

17 - Filip Forsberg, 2014-15  
14 - Seth Jones, 2013-14  
- Martin Erat, 2001-02

13 - Alexander Radulov, 2006-07

### MOST ASSISTS ON ROAD

26 - Paul Kariya, 2005-06  
25 - Roman Josi, 2015-16  
- J-P Dumont, 2008-09  
24 - Mike Ribeiro, 2014-15

#### By Defenseman

25 - Roman Josi, 2015-16  
21 - P.K. Subban, 2017-18  
20 - Roman Josi, 2014-15  
- Ryan Suter, 2008-09

#### By Rookie

20 - Filip Forsberg, 2014-15  
15 - Craig Smith, 2011-12  
13 - Dan Hamhuis, 2003-04

#### LONGEST ASSIST STREAK

7 - Kimmo Timonen (8a), 2/23-3/7/03  
- Cliff Ronning (10a), 1/6-1/21/00  
6 - James Neal (6a), 3/29-4/9/16  
- Ryan Suter (7a), 12/11-12/22/10  
- Marek Zidlicky (6a), 3/1-3/11/04  
- Scott Hartnell (8a), 1/16-1/27/03

### POINTS

#### MOST POINTS

85 - Paul Kariya (31g-54a), 2005-06  
76 - Paul Kariya (24g-52a), 2006-07  
72 - J-P Dumont (29g-43a), 2007-08  
- Jason Arnott (28g-44a), 2007-08

#### By Left Wing

85 - Paul Kariya (31g-54a), 2005-06  
76 - Paul Kariya (24g-52a), 2006-07  
68 - Steve Sullivan (31g-37a), 2005-06

#### By Center

72 - Jason Arnott (28g-44a), 2007-08  
63 - David Legwand (21g-36a), 2006-07  
62 - Mike Ribeiro (15g-47a), 2014-15  
- Cliff Ronning (26g-36a), 1999-00  
- Cliff Ronning (19g-43a), 2000-01

#### By Right Wing

72 - J-P Dumont (29g-43a), 2007-08  
67 - Scott Walker (25g-42a), 2003-04  
66 - J-P Dumont (21g-45a), 2006-07

#### By Defenseman

61 - Roman Josi (14g-47a), 2015-16  
59 - P.K. Subban (16g-43a), 2017-18  
56 - Shea Weber (23g-33a), 2013-14

### By Rookie

63 - Filip Forsberg (26g-37a), 2014-15  
37 - Alexander Radulov (18g-19a), 2006-07

36 - Craig Smith (14g-22a), 2011-12

#### MOST POINTS AT HOME

44 - Paul Kariya (16g-28a), 2005-06  
43 - J-P Dumont (14g-29a), 2006-07  
- Paul Kariya (12g-31a), 2006-07

#### By Defenseman

33 - Kimmo Timonen (9g-24a), 2006-07  
30 - P.K. Subban (8g-22a), 2017-18  
- Shea Weber (11g-19a), 2015-16  
- Roman Josi (8g-22a), 2015-16  
- Shea Weber (12g-18a), 2011-12  
- Marek Zidlicky (7g-23a), 2003-04

#### By Rookie

29 - Filip Forsberg (12g-17a), 2014-15  
23 - Alexander Radulov (10g-13a), 2006-07

#### MOST POINTS ON ROAD

41 - Paul Kariya (15g-26a), 2005-06  
37 - J-P Dumont (12g-25a), 2008-09  
35 - Steve Sullivan (18g-17a), 2005-06

#### By Defenseman

31 - Roman Josi (6g-25a), 2015-16  
29 - P.K. Subban (8g-21a), 2017-18  
27 - Roman Josi (7g-20a), 2014-15  
- Shea Weber (9g-18a), 2013-14

#### By Rookie

34 - Filip Forsberg (14g-20a), 2014-15  
25 - Craig Smith (10g-15a), 2011-12  
18 - David Legwand (9g-9a), 1999-00

#### LONGEST POINT STREAK

16 - J-P Dumont (8g-14a), 12/29/07-1/31/08  
11 - Sergei Kostitsyn (7g-8a), 3/17-4/8/11  
10 - Steve Sullivan (6g-8a), 1/13-2/3/07  
- Steve Sullivan (5g-12a), 3/7-3/25/06

#### MOST POINTS IN TWO CONSECUTIVE GAMES

7 - Scott Walker (2g-5a), 2/18-2/20/04  
6 - 23 times, last: Filip Forsberg (2g-4a), 3/29-4/1/18

#### MOST POINTS IN THREE CONSECUTIVE GAMES

10 - Steve Sullivan (5g-5a), 2/18-2/21/04  
- Scott Walker (2g-8a), 2/18-2/21/04  
9 - Filip Forsberg (7g-7a), 2/21-2/25/17

### SPECIAL TEAMS

#### MOST POWER-PLAY GOALS

14 - Shea Weber, 2015-16  
- Andy Delmore, 2002-03  
- Paul Kariya, 2005-06  
13 - Jason Arnott, 2007-08  
- Steve Sullivan, 2005-06

# TEAM HISTORY & RECORDS

## INDIVIDUAL RECORDS - SEASON

### By Defenseman

- 14 - Shea Weber, 2015-16
- Andy Delmore, 2002-03
- 12 - Shea Weber, 2013-14
- 11 - Andy Delmore, 2001-02

### By Rookie

- 8 - Adam Hall, 2002-03
- 6 - Filip Forsberg, 2014-15
- Craig Smith, 2011-12
- 5 - Alexander Radulov, 2006-07
- Marian Cisar, 2000-01

### MOST POWER-PLAY POINTS

- 46 - Paul Kariya (14g-32a), 2005-06
- 38 - Kimmo Timonen (8g-30a), 2005-06
- 35 - Marek Zidlicky (9g-26a), 2003-04

### By Defenseman

- 38 - Kimmo Timonen (8g-30a), 2005-06
- 35 - Marek Zidlicky (9g-26a), 2003-04
- 30 - Kimmo Timonen (8g-22a), 2003-04

### By a Rookie

- 19 - Filip Forsberg (6g-13a), 2014-15
- 13 - Craig Smith (6g-7a), 2011-12
- 12 - Adam Hall (8g-4a), 2002-03

### MOST SHORTHANDED GOALS

- 4 - Austin Watson, 2017-18
- Greg Johnson, 2005-06
- Greg Johnson, 2003-04
- Steve Sullivan, 2005-06

### MOST SHORTHANDED POINTS

- 6 - Greg Johnson (4g-2a), 2003-04
- 5 - Austin Watson (4g-1a), 2017-18
- Jerred Smithson (2g-3a), 2007-08
- Scott Walker (3g-2a), 2003-04
- Scott Walker (3g-2a), 2000-01

### SHOTS

#### MOST SHOTS

- 275 - Patric Hornqvist, 2009-10
- 268 - James Neal, 2015-16
- 265 - Patric Hornqvist, 2010-11

#### By Defenseman

- 254 - Shea Weber, 2010-11
- 253 - Roman Josi, 2017-18
- 251 - Shea Weber, 2008-09

#### By Rookie

- 237 - Filip Forsberg, 2014-15
- 172 - Craig Smith, 2011-12
- 146 - Adam Hall, 2002-03

### PENALTY MINUTES

#### MOST PENALTY MINUTES

- 242 - Patrick Cote, 1998-99
- 218 - Denny Lambert, 1998-99
- 166 - Rich Clune, 2013-14

#### By Defenseman

- 140 - Drake Berehowsky, 1998-99
- 137 - Bob Boughner, 1998-99
- 128 - Cale Hulse, 2000-01

### By Rookie

- 242 - Patrick Cote, 1998-99
- 137 - Jordin Tootoo, 2003-04
- 113 - Rich Clune, 2012-13

### PLUS/MINUS

#### HIGHEST PLUS/MINUS

- +27 - Filip Forsberg, 2017-18
- James Neal, 2015-16
- +26 - Ryan Ellis, 2017-18
- +25 - Mattias Ekholm, 2017-18

#### By Defenseman

- +26 - Ryan Ellis, 2017-18
- +25 - Mattias Ekholm, 2017-18
- +24 - Roman Josi, 2017-18

#### By Rookie

- +19 - Alexander Radulov, 2006-07
- +15 - Filip Forsberg, 2014-15
- Cody Franson, 2009-10
- +13 - Ville Koistinen, 2007-08

### GOALTEENDING

#### MOST GAMES PLAYED

- 73 - Pekka Rinne, 2011-12 (led NHL)
- Tomas Vokoun, 2003-04
- 69 - Tomas Vokoun, 2002-03

#### By Rookie

- 52 - Pekka Rinne, 2008-09
- 37 - Tomas Vokoun, 1998-99
- 26 - Juuse Saros, 2017-18

#### MOST CONSECUTIVE GAMES PLAYED

- 38 - Tomas Vokoun, 1/16-4/6/03
- 30 - Pekka Rinne, 2/10-4/9/13
- 22 - Chris Mason, 11/23/06-1/6/07

#### MOST CONSECUTIVE STARTS

- 38 - Tomas Vokoun, 1/16-4/6/03
- 25 - Pekka Rinne, 2/19-4/9/13
- 21 - Chris Mason, 11/25/06-1/6/07
- Tomas Vokoun, 11/24/03-1/6/04

#### MOST MINUTES PLAYED

- 421 - Tomas Vokoun, 2003-04
- 409 - Pekka Rinne, 2011-12
- 394 - Tomas Vokoun, 2002-03

#### By Rookie

- 2999 - Pekka Rinne, 2008-09
- 1954 - Tomas Vokoun, 1998-99
- 1131 - Anders Lindback, 2010-11

#### MOST WINS

- 43 - Pekka Rinne, 2011-12 (led NHL)
- 42 - Pekka Rinne, 2017-18
- 41 - Pekka Rinne, 2014-15

#### By Rookie

- 29 - Pekka Rinne, 2008-09
- 12 - Tomas Vokoun, 1998-99
- 11 - Juuse Saros, 2017-18
- Anders Lindback, 2010-11

#### MOST CONSECUTIVE WINS

- 11 - Pekka Rinne, 2/19-3/19/18
- Pekka Rinne, 1/7-2/4/12
- 7 - Pekka Rinne, 11/12-11/25/09
- Tomas Vokoun, 10/5-10/25/05
- Tomas Vokoun, 11/21-12/4/03

### MOST CONSECUTIVE GAMES UNBEATEN

- 11 - Pekka Rinne (11-0-0), 2/19-3/19/18
- Pekka Rinne (11-0-0), 1/7-2/4/12

#### MOST LOSSES

- 31 - Tomas Vokoun, 2002-03
- 29 - Tomas Vokoun, 2003-04
- 27 - Mike Dunham, 1999-00

#### MOST OVERTIME LOSSES

- 10 - Pekka Rinne, 2015-16
- 9 - Pekka Rinne, 2010-11
- 8 - Pekka Rinne, 2012-13
- Pekka Rinne, 2011-12

#### MOST CONSECUTIVE LOSSES

- 8 - Chris Mason, 2/9-4/27/03
- 7 - Pekka Rinne, 4/4-4/19/13
- Chris Mason, 10/10-10/30/07
- 6 - five times, last: Anders Lindback, 12/31/11-2/28/12

#### MOST TIES

- 11 - Tomas Vokoun, 2002-03
- 10 - Tomas Vokoun, 2003-04
- 9 - Mike Dunham, 2001-02

#### MOST GOALS ALLOWED

- 178 - Tomas Vokoun, 2003-04
- 166 - Pekka Rinne, 2011-12
- 161 - Pekka Rinne, 2015-16

#### LOWEST GOALS-AGAINST AVERAGE (MIN. 26 GAMES)

- 2.12 - Pekka Rinne, 2010-11
- 2.18 - Pekka Rinne, 2014-15
- 2.20 - Tomas Vokoun, 2002-03

#### By Rookie

- 2.38 - Pekka Rinne, 2008-09
- 2.44 - Juuse Saros, 2017-18
- 2.95 - Tomas Vokoun, 1998-99

#### HIGHEST SAVE PERCENTAGE (MIN. 26 GAMES)

- 930 - Pekka Rinne, 2010-11
- 927 - Pekka Rinne, 2017-18
- 925 - Juuse Saros, 2017-18

#### By Rookie

- 925 - Juuse Saros, 2017-18
- 917 - Pekka Rinne, 2008-09
- 908 - Tomas Vokoun, 1998-99

#### MOST SHUTOUTS

- 8 - Pekka Rinne, 2017-18 (led NHL)
- 7 - Pekka Rinne, 2009-10
- Pekka Rinne, 2008-09
- 6 - Pekka Rinne, 2010-11
- Dan Ellis, 2007-08

#### By Rookie

- 7 - Pekka Rinne, 2008-09
- 3 - Juuse Saros, 2017-18
- 2 - Marek Mazanec, 2013-14
- Anders Lindback, 2010-11

#### LONGEST SHUTOUT STREAK

- 233.39 - Dan Ellis, 3/22-3/30/08
- 155.06 - Pekka Rinne, 1/2-2/16/13
- 149.04 - Pekka Rinne, 3/16-3/21/10

#### MOST GOALS

- 1 - Chris Mason, 2005-06

### MOST ASSISTS

- 5 - Pekka Rinne, 2011-12
- 3 - Juuse Saros, 2017-18
- 2 - five times, last: Pekka Rinne, 2015-16

### MOST POINTS

- 5 - Pekka Rinne, 2011-12
- 3 - Juuse Saros, 2017-18
- 2 - five times, last: Pekka Rinne (2a), 2015-16

### MOST PENALTY MINUTES

- 35 - Tomas Vokoun, 2003-04
- 28 - Tomas Vokoun, 2002-03
- 26 - Tomas Vokoun, 2005-06

\*The 2012-13 season was 48 games

# TEAM HISTORY & RECORDS

## INDIVIDUAL RECORDS - GAME

### GOALS

#### MOST GOALS

- 4 - Eric Nystrom, 1/24/14 at Calgary
- 3 - 31 times, last: Filip Forsberg, 4/7/18 vs. Columbus

#### By Defenseman

- 3 - Shea Weber, 12/5/15 at Detroit

#### By Goaltender

- 1 - Chris Mason, 4/15/06 vs. Phoenix

#### MOST GOALS AGAINST

- 3 - 40 times, last: Sam Reinhart, 3/31/18 vs. Buffalo

### ASSISTS

#### MOST ASSISTS

- 5 - Roman Josi, 2/17/18 at Winnipeg
- Marek Zidlicky, 2/18/04 vs. San Jose

- 4 - J-P Dumont, 10/22/09 at Ottawa
- Martin Erat, 3/28/09 vs. Los Angeles

- Mike Sillinger, 3/18/06 vs. Calgary
- Dan Hamhuis, 3/4/04 at Pittsburgh

#### By Defenseman

- 5 - Roman Josi, 2/17/18 at Winnipeg
- Marek Zidlicky, 2/18/04 vs. San Jose

- 4 - Dan Hamhuis, 3/4/04 at Pittsburgh

- 3 - 21 times, last: P.K. Subban, 10/10/17 vs. Philadelphia

#### By Rookie

- 4 - Dan Hamhuis, 3/4/04 at Pittsburgh

- 3 - Craig Smith, 12/1/11 at Vancouver
- Alexander Radulov, 12/23/06 vs. Los Angeles

#### By Goaltender

- 1 - 31 times, last: Jouse Saros, 4/1/18 at Tampa Bay

#### MOST ASSISTS BY OPPONENT

- 5 - Jack Eichel, 3/31/18 vs. Buffalo
- Peter Forsberg, 1/1/03 vs. Colorado

- Wayne Gretzky, 2/15/99 vs. NY Rangers

- 4 - 10 times, last: Johnny Gaudreau, 2/21/17 vs. Calgary

### POINTS

#### MOST POINTS

- 5 - Roman Josi (5a), 2/17/18 at Winnipeg
- J-P Dumont (1g-4a), 10/22/09 at Ottawa

- Dan Hamhuis (1g-4a), 3/4/04 at Pittsburgh
- Marek Zidlicky (5a), 2/18/04 vs. San Jose

- 4 - 37 times, last: Viktor Arvidsson (2g-2a), 4/6/17 at Dallas

#### By Defenseman

- 5 - Roman Josi (5a), 2/17/18 at Winnipeg
- Dan Hamhuis (1g-4a), 3/4/04 at Pittsburgh

- Marek Zidlicky (5a), 2/18/04 vs. San Jose

- 4 - Roman Josi (2g-2a), 2/25/13 vs. Dallas
- Shea Weber (1g-3a), 10/18/08 vs. Columbus

- Kimmo Timonen (1g-3a), 12/20/01 vs. Vancouver

#### By Rookie

- 5 - Dan Hamhuis (1g-4a), 3/4/04 at Pittsburgh

- 3 - 11 times, last: Filip Forsberg (2g-1a), 11/2/14 at Vancouver

#### By Rookie in his NHL debut

- 1 - 16 times, last: Samuel Girard (1a), 10/10/17 vs. Philadelphia

#### MOST POINTS BY OPPONENT

- 6 - Peter Forsberg (1g-5a), 1/1/03 vs. Colorado

- 5 - Jack Eichel (5a), 3/31/18 vs. Buffalo

- Milan Hejduk (2g-3a), 1/1/03 vs. Colorado

- Wayne Gretzky (5a), 2/15/99 vs. NY Rangers

### SPECIAL TEAMS

#### MOST POWER PLAY GOALS

- 3 - Shea Weber, 12/5/15 at Detroit
- Steve Sullivan, 2/18/04 vs. San Jose

- 2 - 31 times, last: Filip Forsberg, 4/7/18 vs. Columbus

#### MOST POWER PLAY GOALS AGAINST

- 3 - Tomas Holmstrom, 2/24/07 vs. Detroit

- 2 - 22 times, last: Sam Reinhart, 3/31/18 vs. Buffalo

#### MOST SHORTHANDED GOALS

- 2 - Scott Nichol, 1/19/08 at St. Louis

#### MOST SHORTHANDED GOALS AGAINST

- 1 - 115 times, last: Brandon Dubinsky, 4/7/18 vs. Columbus

### SHOTS

#### MOST SHOTS

- 14 - Patric Hornqvist, 12/28/10 vs. Dallas

- 12 - Patric Hornqvist, 2/18/13 at Colorado

- Jason Arnott, 12/4/07 at Toronto
- 11 - Craig Smith, 12/29/17 at Minnesota

- Steve Sullivan, 11/4/09 vs. Montreal

#### By Defenseman

- 10 - Shea Weber, 1/2/10 vs. Anaheim
- Shea Weber, 2/21/08 vs. Vancouver

- 9 - P.K. Subban, 2/5/18 at NY Islanders
- Shea Weber, 2/28/15 vs. Detroit

- Shea Weber, 2/24/15 vs. Colorado
- 8 - nine times, last: Shea Weber, 3/22/12 vs. Winnipeg

#### By Rookie

- 9 - Filip Forsberg, 2/28/15 vs. Florida
- Adam Hall, 1/1/03 vs. Colorado

- 8 - Viktor Arvidsson, 3/18/16 at Winnipeg

- Filip Forsberg, 11/2/14 at Vancouver
- 7 - Craig Smith, 12/13/11 vs. Calgary

- Ville Koistinen, 12/27/07 vs. Columbus

#### MOST SHOTS BY OPPONENT

- 11 - Jeff Carter, 3/16/10 vs. Philadelphia

### PENALTY MINUTES

#### MOST PENALTY MINUTES

- 35 - Jeremy Stevenson, 10/25/05 vs. Chicago

- 27 - Scott Nichol, 12/21/06 vs. Buffalo
- Darcy Hordichuk, 11/24/05 vs. Los Angeles

#### By Defenseman

- 25 - Greg de Vries, 3/6/08 at Vancouver
- 22 - Jamie Allison, 10/25/05 vs. Chicago

- 18 - Brendan Witt, 4/15/06 vs. Phoenix

#### By Rookie

- 19 - Marian Cisar, 1/29/01 at Phoenix
- 17 - four times, last: Jordan Tootoo, 12/22/03 vs. Phoenix

#### MOST PENALTY MINUTES BY OPPONENT

- 34 - Krzysztof Oliwa, 3/20/04 at Calgary
- Steve Yzerman, 10/30/03 vs. Detroit

- 32 - Kevin Bieksa, 3/6/08 at Vancouver
- 30 - Kirk Maltby, 10/30/03 vs. Detroit

### GOALTENDING

#### MOST SAVES

- 54 - Dan Ellis, 11/1/08 at San Jose
- 52 - Mike Dunham, 10/21/98 at Detroit

- 50 - Tomas Vokoun, 12/23/98 vs. Detroit

#### MOST GOALS ALLOWED

- 7 - five times, last: Pekka Rinne, 3/28/14 at Dallas

#### MOST PENALTY MINUTES

- 17 - Tomas Vokoun, 3/20/04 at Calgary
- 14 - Tomas Vokoun, 1/16/03 at Calgary

- Tomas Vokoun, 1/13/06 at Carolina

#### MOST SAVES AGAINST

- 53 - Carey Price, 11/4/09 vs. Montreal
- 51 - Steve Shields, 10/14/99 vs. San Jose

- 49 - Roberto Luongo, 2/21/08 vs. Vancouver

# TEAM HISTORY & RECORDS

## INDIVIDUAL RECORDS - PERIOD

### GOALS

#### MOST GOALS

- 3 - Filip Forsberg, 2/21/17 vs. Calgary (2nd per.)  
 - Filip Forsberg, 2/27/16 vs. St. Louis (2nd per.)  
 - Steve Sullivan, 12/14/06 vs. Ottawa (2nd per.)  
 - Rob Valicevic, 11/10/99 at Chicago (1st per.)

#### MOST GOALS AGAINST

- 3 - three times, last: Curtis Glen-cross, 3/15/13 at Calgary (3rd per.)

### ASSISTS

#### MOST ASSISTS

- 3 - 12 times, last: Roman Josi, 2/27/18 at Winnipeg (2nd per.)

#### MOST ASSISTS BY OPPONENT

- 4 - Jack Eichel, 3/31/18 vs. Buffalo (2nd per.)  
 - Rostislav Klesla, 3/28/13 vs. Phoenix (1st per.)  
 - Paul Kariya, 12/16/98 at Anaheim (2nd per.)

### POINTS

#### MOST POINTS

- 3 - 41 times, last: Filip Forsberg (2g-1a), 10/10/17 vs. Philadelphia (3rd per.)

### MOST POINTS AGAINST

- 4 - Jack Eichel (4a), 3/31/18 vs. Buffalo (2nd per.)  
 - Rostislav Klesla (4a), 3/28/13 vs. Phoenix (1st per.)  
 - Joe Pavelski (2g-2a), 3/11/10 at San Jose (3rd per.)  
 - Paul Kariya (4a), 12/16/98 at Anaheim (2nd per.)

### SPECIAL TEAMS

#### MOST POWER PLAY GOALS

- 2 - ten times, last: Shea Weber, 12/5/15 at Detroit (2nd per.)

#### MOST POWER PLAY GOALS AGAINST

- 2 - seven times, last: Jeff Carter, 12/22/11 vs. Columbus (2nd per.)

#### MOST SHORTHANDED GOALS

- 2 - Scott Nichol, 1/19/08 at St. Louis (2nd per.)

#### MOST SHORTHANDED GOALS AGAINST

- 1 - 110 times, last: Blake Wheeler, 4/8/17 at Winnipeg (3rd per.)

### SHOTS

#### MOST SHOTS

- 8 - Patric Hornqvist, 2/18/13 at Colorado (3rd per.)

### MOST SHOTS AGAINST

- 7 - Patrick Marleau, 12/14/13 vs. San Jose (3rd per.)  
 - Henrik Zetterberg, 2/24/07 vs. Detroit (2nd per.)  
 - Rob Blake, 3/4/99 at Los Angeles (3rd per.)  
 - Andreas Johansson, 10/17/98 at Ottawa (1st per.)

### PENALTY MINUTES

#### MOST PENALTY MINUTES

- 30 - Jeremy Stevenson, 10/25/05 vs. Chicago (3rd per.)  
 27 - Scott Nichol, 12/2/06 vs. Buffalo (3rd per.)  
 - Darcy Hordichuk, 11/24/05 vs. Los Angeles (3rd per.)  
 25 - Cody McLeod, 3/27/17 at Boston (3rd per.)

#### MOST PENALTY MINUTES, OPPONENT

- 34 - Krzysztof Oliva, 3/20/04 at Calgary (3rd per.)  
 32 - Kevin Bieksa, 3/6/08 at Vancouver (3rd per.)  
 27 - Todd Simpson, 12/2/05 at Chicago (3rd per.)  
 - Sylvain Blouin, 3/31/01 vs. Minnesota (3rd per.)

### GOALTENDING

#### MOST SAVES

- 27 - Mike Dunham, 10/21/98 at Detroit (2nd per.)  
 25 - Pekka Rinne, 2/10/09 vs. Detroit (1st per.)  
 22 - Juuse Saros, 12/14/17 at Edmonton (1st per.)  
 - Juuse Saros, 3/25/18 at Winnipeg (2nd per.)  
 - Chris Mason, 1/13/07 at Columbus (3rd per.)

#### MOST SAVES AGAINST

- 23 - Carey Price, 11/4/09 vs. Montreal (1st per.)  
 22 - Jussi Markkanen, 2/28/04 vs. NY Rangers (2nd per.)  
 21 - Jose Theodore, 3/10/03 vs. Montreal (2nd per.)  
 - Jocelyne Thibault, 1/8/00 vs. Chicago (1st per.)

#### MOST GOALS ALLOWED

- 5 - Pekka Rinne, 3/31/18 vs. Buffalo (2nd per.)  
 - Pekka Rinne, 10/22/09 at Ottawa (3rd per.)



# PLAYOFFS





### PLAYOFF PROWESS

- The Predators qualified for the Stanley Cup Playoffs for the fourth consecutive season, tied for the longest streak in franchise history (2004-08).
- Nashville is one of five franchises to make the playoffs the last four seasons and one of three teams to make the Second Round the last three seasons.
- The Preds are one of four teams to win at least five playoff series since 2014-15.

### OFFENSIVE INTENSITY

- The Preds scored 22 goals in their First Round series against Colorado, tied for the most in a single series in franchise history.
- Nashville set multiple playoff shots on goal team records, including most in a series (254 vs. Winnipeg), most shots at home in a series (166 vs. Winnipeg), largest shot advantage in a game (29, Game 1 vs. Winnipeg) and most shots in a period (21 in the third period of Game 7 vs. Winnipeg).
- Nashville scored four-or-more goals in six contests, including back-to-back five-goal games in the First Round against the Avalanche.

### GETTING IT DONE ON THE ROAD

- Nashville went 4-2 on the road, tied for the second-most playoff victories away from home in franchise history.
- The Preds closed out their First Round series against Colorado on the road, just the second time in team history it has done so away from home ice.
- The team's five-goal win in Game 6 vs. the Avalanche set the franchise record for highest margin of victory in a road game.
- Nashville's 11 road goals in the First Round against Colorado matched the franchise record for most in a series away from home (2011 First Round vs. Anaheim).

### FANTASTIC FIL...AGAIN

- Filip Forsberg became Nashville's all-time leader in postseason points with 42 (22g-20a) after posting 16 (7g-9a) during the 2018 Stanley Cup Playoffs.
- He matched his own franchise record for most points in a single postseason with 16 after reaching the same mark in 2017.
- The Swedish forward recorded seven assists, 10 points and 34 shots in Nashville's Second Round series vs. Winnipeg, all of which were individual series franchise records.
- His seven goals were tied for the second-most in a single postseason in team history, trailing only his

own record of nine, which he set in 2017.

- Forsberg tallied two multi-goal performances and scored the game-winner in Game 1 against Colorado.

### 92 MAKES HIS MARK

- Ryan Johansen set the Preds record for career postseason assists with his 23rd in Game 7 vs. Winnipeg.
- He produced 14 points (5g-9a), tied for the third-most in a single postseason in Preds history.
- The center tallied nine points (3g-6a) in Nashville's Second Round matchup with the Jets, the second-most in a single series in franchise history.
- The Port Moody, B.C., native posted a six-game point streak to end the playoffs, tallying nine points (3g-6a) in Games 2-7 against Winnipeg.

### QUICK HITS

- The Predators hosted the first-ever Game 7 in franchise history in the Second Round against Winnipeg, falling 5-2.
- Nashville's series with Winnipeg featured the most combined regular-season points between teams (231) meeting before the Conference Final in NHL history.
- The Predators were 5-0 following a loss in the 2018 playoffs, with Pekka Rinne posting a 1.29 goals-against average, .959 save percentage and two shutouts in such games.
- The trio of Roman Josi (Game 2), Ryan Ellis (Game 2) and Mattias Ekholm (Game 6) finished a First Round game against Colorado with a +4 rating, joining Colton Sissons as the only Preds players to ever reach that mark in the playoffs. Sissons finished with a +5 rating on May 22, 2017 vs. Anaheim.
- Mattias Ekholm finished the First Round against the Avalanche with a +9 rating, the highest-ever by a Preds player in a playoff series.
- Rinne earned his 37th career playoff win in Game 1 of the First Round vs. Colorado, setting a record for the most postseason victories by a Finnish-born goaltender.
- Austin Watson recorded a career-best six-game point streak (4g-3a) from April 12-22.
- Mike Fisher extended his franchise record for most playoff appearances to 71.

# PLAYOFFS

## PLAYOFF NOTES 2018 WESTERN CONFERENCE FIRST ROUND

### - WESTERN CONFERENCE FIRST ROUND -

#### GAME ONE

**Nashville versus Colorado (5-2 W) at Bridgestone Arena on April 12**  
The Predators began the 2018 Stanley Cup Playoffs with an offensive flash in a 5-2 home win over the Colorado Avalanche. Filip Forsberg scored twice - the first of his two multi-goal performances in the playoffs - and tallies from Austin Watson, Craig Smith and Colton Sissons helped Nashville take a 1-0 lead in the first-ever series between the Preds and Avalanche. Three third-period goals propelled Nashville to victory and Pekka Rinne made 25 saves for his 37th career playoff win, the most among Finnish-born goaltenders in NHL history.

#### GAME TWO

**Nashville versus Colorado (5-4 W) at Bridgestone Arena on April 14**  
For just the third time in franchise history, the Predators jumped out to a 2-0 series lead as five different Predators found the back of the net in a 5-4 victory. Roughly a minute into the second period, Kevin Fiala converted on a power-play goal, and Viktor Arvidsson and Ryan Johansen notched goals of their own to give the Predators a lead they would never relinquish. After Austin Watson netted his second goal of the playoffs, the Avs pulled back to within one, but Ryan Hartman potted his first-career postseason goal to seal the victory for Nashville.

#### GAME THREE

**Nashville at Colorado (5-3 L) at Pepsi Center on April 16**  
The Predators suffered their first loss of the 2018 postseason as they fell to the Avalanche, 5-3, the third game of the series. Ryan Johansen, Colton Sissons and Austin Watson each scored, but three first-period goals and a two-goal effort from Colorado's Nathan MacKinnon, proved too much for the Predators. The result saw Nashville's 12-game overall win streak against Colorado, which dated back to April 5, 2016, come to an end.

#### GAME FOUR

**Nashville at Colorado (3-2 W) at Pepsi Center on April 18**  
A dominant opening two periods of play - including a dazzling goal by Filip Forsberg and 15 first-period shots - helped the Preds defeat the Avalanche, 3-2, to take a 3-1 series lead heading into Game 5. Goals from Colton Sissons and Craig Smith in the second period led to a Nashville advantage after 40 minutes, and although Gabriel Landeskog and Alexander Kerfoot tallied for Colorado in the third, Pekka Rinne kept Colorado at bay with nine final-period saves to capture the victory.

#### GAME FIVE

**Nashville versus Colorado (2-1 L) at Bridgestone Arena on April 20**  
The Predators held a 1-0 lead in the third period, but the Avalanche beat Pekka Rinne twice in the final moments for a 2-1 edge victory, sending the series to a Game 6 in Denver. The first two periods went scoreless, but Nick Bonino directed a puck into the net off his skate midway through the third to give Nashville the edge. In the final five minutes, Nathan MacKinnon found Gabriel Landeskog in front to convert and tie the game, and then Sven Andrighetto potted a rebound past Rinne with 1:28 remaining to give Colorado their first and only lead of the night. Nashville fired 45 shots on goal, but Andrew Hammond, in net for the injured Jonathan Bernier, stopped 44 of them on the way to the win.

#### GAME SIX

**Nashville at Colorado (5-0 W) at Pepsi Center on April 22**  
Five different Predators found the back of the net and Pekka Rinne made 22 saves in Game 6 as they shut out the Colorado Avalanche, 5-0, and to take their First Round series, 4-2. The victory saw the Predators advance to the second round of the Stanley Cup Playoffs for a franchise-best third consecutive season. Nashville scored five unanswered goals from Mattias Ekholm, Austin Watson, Filip Forsberg, Nick Bonino and Viktor Arvidsson, and Pekka Rinne made 22 saves as the Preds moved on to face the Winnipeg Jets.





# PLAYOFFS

## PLAYOFF NOTES

### 2018 WESTERN CONFERENCE SECOND ROUND

#### - WESTERN CONFERENCE SECOND ROUND -

#### GAME ONE

**Nashville versus Winnipeg (4-1 L) at Bridgestone Arena on April 27**  
In just the second time in Nashville's last six postseason series, the Preds dropped the opening game, a 4-1 decision against the Winnipeg Jets. The Predators set a postseason franchise record with 20 shots in the opening frame, but it was Winnipeg that took a 1-0 lead, courtesy of a goal from Brandon Tanev. Paul Stastney scored and Mark Scheifele netted two more to put the game out of reach, but Kevin Fiala got the Preds on the board when he finished off a nifty passing play to beat Connor Hellebuyck with one minute remaining in the final frame.

#### GAME TWO

**Nashville versus Winnipeg (5-4 OT W) at Bridgestone Arena on April 29**  
The 100th Stanley Cup Playoff game in Predators' history proved to be a thriller with Kevin Fiala scoring the game winner in double overtime for a 5-4 Nashville win. It took Ryan Johansen just 27 seconds into the contest to give the Predators their first lead of the series, but Winnipeg's Dustin Byfuglien and Mark Scheifele tallied goals to give the Jets a 2-1 lead after the opening period. After goals by P.K. Subban, Viktor Arvidsson and another for Johansen, Brandon Tanev and Mark Scheifele countered for the Jets, and the Predators reached overtime for the first time in the 2018 postseason. Craig Smith found Fiala, who made a move and backhanded a shot past Connor Hellebuyck at 5:37 of the second overtime to push the series to 1-1.

#### GAME THREE

**Nashville at Winnipeg (7-4 L) at Bell MTS Place on May 1**  
Nashville jumped out to a 3-0 lead thanks to goals from Mike Fisher, P.K. Subban and Austin Watson, but four straight Winnipeg goals in the second gave the home team a 4-3 lead heading into the final frame. Filip Forsberg's goal to tie the game didn't stand for long, however, as Blake Wheeler put home a rebound on Winnipeg's third power play of the period on Winnipeg's third power play of the period, Blake Wheeler put home a rebound and the Jets then tacked on two empty-netters to take a 2-1 series lead.

#### GAME FOUR

**Nashville at Winnipeg (2-1 W) at Bell MTS Place on May 3**  
Defense proved to be the difference as Predators goaltender Pekka Rinne made 32 saves and P.K. Subban slapped home the game-winner in the second period to lead Nashville to a 2-1 victory. In the first period, Ryan Hartman put home a loose puck, giving the Preds a 1-0 lead for the second straight game. Patrik Laine ended Rinne's shutout bid with a power-play goal that came less than a minute left to play in regulation.

#### GAME FIVE

**Nashville versus Winnipeg (6-2 L) at Bridgestone Arena on May 5**  
Four goals from the Jets in the second preceded two more in the third to hand the Predators their third loss of the series, 6-2, in Game 5. Patrik Laine tallied first in the second period followed by defenseman Yannick Weber tying it up with his first goal of the postseason. The Jets came back for three goals in the next six minutes to take a 4-1 lead, before Ryan Johansen got one back before the six goal middle frame was finished. Winnipeg netted two more early in the third period and pushed their series lead to 3-2.

#### GAME SIX

**Nashville at Winnipeg (4-0 W) at Bell MTS Place on May 7**  
The Predators shut out the Winnipeg Jets on the road, 4-0, in a Game 6 that featured two goals from both Filip Forsberg and Viktor Arvidsson and a 34-save performance by Pekka Rinne. The Finnish-goaltender recorded his second shutout of the 2018 playoffs and helped the Predators force the first-ever Game 7 in franchise history back in Nashville.

#### GAME SEVEN

**Nashville versus Winnipeg (5-1 L) at Bridgestone Arena on May 10**  
The Predators' franchise-best season came to an early conclusion with a 5-1 loss to the Winnipeg Jets in Game 7. Before the opening period concluded, P.K. Subban tallied for Nashville on the power play to put the Preds within one, but a second stanza controlled mostly by Winnipeg saw Mark Scheifele give the Jets a 3-1 lead before they tacked on two more in the final frame. With an assist on Subban's goal, Filip Forsberg has tied his career high for playoff points in a single postseason and tied the franchise's all-time postseason high (16).

# PLAYOFFS

## WESTERN CONFERENCE FIRST ROUND



### - NASHVILLE PREDATORS VS COLORADO AVALANCHE -



#### 2018 PLAYOFFS - ROUND 1 SERIES

##### @ NASHVILLE

Date	Score	W/Goal
20 Apr '18	COL 2 @ NSH 1	Sven Andrighetto
14 Apr '18	COL 4 @ NSH 5	Ryan Hartman
12 Apr '18	COL 2 @ NSH 5	Filip Forsberg

##### @ COLORADO

Date	Score	W/Goal
22 Apr '18	NSH 5 @ COL 0	Mattias Ekholm
18 Apr '18	NSH 3 @ COL 2	Craig Smith
16 Apr '18	NSH 3 @ COL 5	Nathan MacKinnon

#### GOALS BY PERIOD

	1st	2nd	3rd	OT	Total
Nashville	3	10	9	-	22
Colorado	5	3	7	-	15

#### SHOTS BY PERIOD

	1st	2nd	3rd	OT	Total
Nashville	65	69	78	-	212
Colorado	56	60	57	-	173

#### INDIVIDUAL SCORING

PLAYER	PREDATORS								
	GP	G	A	P	+/-	PIM	PP	SH	
Austin Watson	6	4	3	7	7	6	0	0	
Colton Siemons	6	3	4	7	4	6	0	0	
Filip Forsberg	6	4	2	6	3	2	0	0	
Mattias Ekholm	6	1	5	6	9	6	0	0	
Nick Bonino	6	2	3	5	7	2	0	0	
Ryan Johansen	6	2	3	5	3	0	1	0	
Viktor Arvidsson	6	2	1	3	2	2	0	0	
Ryan Ellis	6	0	3	3	-1	6	0	0	
P.K. Subban	6	0	3	3	4	4	0	0	
Craig Smith	6	2	0	2	-2	0	1	0	
Kevin Fiala	6	1	1	2	-2	6	1	0	
Roman Josi	6	0	2	2	0	0	0	0	
Ryan Hartman	4	1	0	1	-1	6	0	0	
Kyle Turris	6	0	1	1	0	6	0	0	
Calle Jarnkrok	3	0	1	1	-1	0	0	0	
Alexei Emelin	6	0	0	0	0	0	0	0	
Mike Fisher	6	0	0	0	-1	2	0	0	
Matt Irwin	6	0	0	0	0	2	0	0	
Miikka Salomaki	4	0	0	0	-2	2	0	0	
Scott Hartnell	1	0	0	0	-1	0	0	0	

Power Play: 3-19 15.8% / Penalty Killing: 18-20 90.0%

PLAYER	AVALANCHE								
	GP	G	A	P	+/-	PIM	PP	SH	
Gabriel Landeskog	6	4	3	7	-4	8	2	0	
Nathan MacKinnon	6	3	3	6	-2	4	0	0	
Tyson Barrie	6	0	4	4	-3	2	0	0	
Mikko Rantanen	6	0	4	4	-1	0	0	0	
Nikita Zadorov	6	1	2	3	1	32	0	0	
J.T. Compher	6	0	3	3	-2	2	0	0	
Matt Nieto	6	0	3	3	-1	2	0	0	
Gabriel Bourque	6	2	0	2	1	0	0	0	
Blake Comeau	6	2	0	2	-3	2	0	0	
Alexander Kerfoot	6	2	0	2	-1	2	0	0	
Carl Soderberg	6	0	2	2	-3	2	0	0	
Sven Andrighetto	6	1	0	1	1	6	0	0	
Mark Barberio	6	0	1	1	-1	6	0	0	
Tyson Jost	6	0	1	1	-2	0	0	0	
Patrik Nemeth	6	0	1	1	-2	4	0	0	
Colin Wilson	6	0	1	1	-2	0	0	0	
Duncan Siemens	5	0	0	0	-4	0	0	0	
David Warsfolsky	4	0	0	0	1	2	0	0	
Samuel Girard	3	0	0	0	-3	0	0	0	

Power Play: 2-20 10.0% / Penalty Killing: 16-19 84.2%

#### GOALTENDING

##### PREDATORS

	GP	MIN	W-L-OT	GA	SA	SV	G.AA	SV%
Pekka Rinne	6	323	4-2-0	14	154	140	2.60	.909
Juuse Saros	1	34	0-0-0	0	18	18	0.00	1.000

##### CHICAGO

	GP	MIN	W-L-OT	GA	SA	SV	G.AA	SV%
Andrew Hammond	3	137	1-1-0	6	90	84	2.62	.933
Jonathan Bernier	4	217	1-3-0	14	120	106	3.87	.883

# PLAYOFFS

## WESTERN CONFERENCE SECOND ROUND



### - NASHVILLE PREDATORS VS WINNIPEG JETS -



#### 2018 PLAYOFFS - ROUND 2 SERIES

##### @ NASHVILLE

Date	Score	W/Goal
10 May '18	WPG 5 @ NSH 1	Paul Stastney
05 May '18	WPG 6 @ NSH 2	Dustin Byfuglien
29 Apr '18*	WPG 4 @ NSH 5	Kevin Fiala
27 Apr '18	WPG 4 @ NSH 1	Paul Stastney

\* - Overtime Game

##### GOALS BY PERIOD

	1st	2nd	3rd	OT	Total
Nashville	7	6	5	1	19
Winnipeg	5	11	11	0	27

##### INDIVIDUAL SCORING

PREDATORS								
PLAYER	GP	G	A	P	+/-	PIM	PP	SH
Filip Forsberg	7	3	7	10	-1	0	1	0
Ryan Johansen	7	3	6	9	0	2	0	1
P.K. Subban	7	4	2	6	-6	6	4	0
Viktor Arvidsson	7	3	3	6	-3	4	0	0
Kevin Fiala	6	2	0	2	-1	2	0	0
Ryan Hartman	5	1	1	2	1	4	0	0
Mattias Ekholm	7	0	2	2	-5	6	0	0
Ryan Ellis	7	0	2	2	-3	2	0	0
Roman Josi	7	0	2	2	-4	2	0	0
Craig Smith	7	0	2	2	-1	2	0	0
Kyle Turris	7	0	2	2	-3	0	0	0
Austin Watson	7	1	0	1	-4	6	0	0
Mike Fisher	6	1	0	1	1	0	0	0
Yannick Weber	4	1	0	1	2	2	0	0
Nick Bonino	7	0	0	0	-8	7	0	0
Colton Sissons	7	0	0	0	-6	2	0	0
Matt Irwin	6	0	0	0	1	0	0	0
Alexei Emelin	4	0	0	0	-1	0	0	0
Calle Jarnkrok	4	0	0	0	-2	0	0	0
Miikka Salomaki	4	0	0	0	1	0	0	0
Scott Hartnell	3	0	0	0	0	0	0	0

Power Play: 5-18 27.8% / Penalty Killing: 14-19 73.7%

##### @ WINNIPEG

Date	Score	W/Goal
07 May '18	NSH 4 @ WPG 0	Viktor Arvidsson
03 May '18	NSH 2 @ WPG 1	P.K. Subban
01 May '18	NSH 4 @ WPG 7	Blake Wheeler

##### SHOTS BY PERIOD

	1st	2nd	3rd	OT	Total
Nashville	81	66	91	16	254
Winnipeg	60	85	78	14	237

JETS								
PLAYER	GP	G	A	P	+/-	PIM	PP	SH
Mark Scheifele	7	7	4	11	4	4	1	0
Blake Wheeler	7	2	9	11	4	6	1	0
Paul Stastny	7	5	5	10	6	0	1	0
Dustin Byfuglien	7	4	4	8	3	4	0	0
Kyle Connor	7	2	4	6	4	2	0	0
Patrik Laine	7	1	5	6	2	4	1	0
Brandon Tanev	7	3	2	5	0	0	0	0
Nikolaj Ehlers	7	0	4	4	3	2	0	0
Bryan Little	7	0	3	3	3	2	0	0
Tyler Myers	7	1	1	2	4	0	0	0
Jacob Trouba	7	1	1	2	7	7	0	0
Adam Lowry	7	0	2	2	0	2	0	0
Mathieu Perreault	3	1	0	1	-1	0	1	0
Ben Chiarot	7	0	1	1	0	0	0	0
Andrew Copp	7	0	0	0	-2	2	0	0
Toby Enstrom	7	0	0	0	-2	2	0	0
Josh Morrissey	7	0	0	0	5	4	0	0
Joel Armia	4	0	0	0	-1	0	0	0
Matt Hendricks	4	0	0	0	-1	4	0	0
Jack Roslovic	3	0	0	0	-1	2	0	0

Power Play: 5-19 26.3% / Penalty Killing: 13-18 72.2%

##### GOALTENDING

###### PREDATORS

	GP	MIN	W-L-OT	GA	SA	SV	G.AA	SV%
Pekka Rinne	7	361	3-4-0	21	209	188	3.49	.900
Juuse Saros	3	80	0-0-0	2	24	22	1.50	.917

###### ST. LOUIS

	GP	MIN	W-L-OT	GA	SA	SV	G.AA	SV%
Connor Hellebuyck	7	442	4-3-0	18	253	235	2.44	.929

# PLAYOFFS

## 2018 PLAYER GAME-BY-GAME

DNP - Did Not Dress INJ - Injured DNP - Did Not Play PLAYERS Goals-Assists (Game-Winning) Shots / (+/-) Time on Ice GOALIES Goals Allowed / Shots Decision Minutes Played

PLAYOFFS

DATE	OPP.	BITETTO #2	ELLIS #4	WEBER #7	TURRIS #8	FORSBERG #9	SISSONS #10	TOLVANEN #11
Apr 12	Vs COL	DNP	0-0/2/4 25:06	INJ	0-0/0/0 15:43	2-0(W)/7/2 14:39	1-1/3/2 17:18	DNP
Apr 14	Vs COL	DNP	0-0/3/1 24:12	INJ	0-1/0/1 13:46	0-0/1/1 16:53	0-1/0/1 15:45	DNP
Apr 16	@ COL	DNP	0-2/1/3 26:21	INJ	0-0/0/2 18:51	0-1/6/1 17:43	1-0/2/0 15:20	DNP
Apr 18	@ COL	DNP	0-0/1/1 26:22	INJ	0-0/2/2 16:42	1-1/3/1 15:24	1-0/3/1 15:18	DNP
Apr 20	Vs COL	DNP	0-0/4/2 27:15	INJ	0-0/3/0 18:57	0-0/3/0 17:16	0-0/2/0 13:45	DNP
Apr 22	@ COL	DNP	0-1/3/2 21:14	INJ	0-0/2/1 15:31	1-0/4/2 16:09	0-2/1/2 17:11	DNP
Apr 27	Vs WPG	DNP	0-1/3/1 19:43	INJ	0-1/2/2 18:33	0-0/6/2 19:52	0-0/3/2 16:01	DNP
Apr 29	Vs WPG	DNP	0-1/2/0 34:15	INJ	0-1/1/1 21:53	0-3/4/2 24:10	0-0/0/1 21:45	DNP
May 1	@ WPG	DNP	0-0/2/2 25:05	INJ	0-0/0/1 12:12	1-1/9/1 15:22	0-0/1/1 16:59	DNP
May 3	@ WPG	DNP	0-0/0/0 25:33	0-0/0/1 08:32	0-0/0/0 11:54	0-1/2/0 17:43	0-0/1/0 15:00	DNP
May 5	Vs WPG	DNP	0-0/6/2 21:57	1-0/2/1 10:58	0-0/3/0 13:44	0-0/6/2 18:55	0-0/0/1 13:16	DNP
May 7	@ WPG	DNP	0-0/1/2 23:41	0-0/0/0 11:12	0-0/2/0 13:52	2-1/5/4 16:17	0-0/2/0 19:31	DNP
May 10	Vs WPG	DNP	0-0/2/2 22:48	0-0/1/0 09:22	0-0/2/1 16:02	0-1/2/2 20:22	0-0/0/1 14:21	DNP

DATE	OPP.	FISHER #12	BONINO #13	EKHOLM #14	SMITH #15	HARTNELL #17	JARNKROK #19	SALOMAKI #20
Apr 12	Vs COL	0-0/1/1 12:02	0-0/1/2 16:28	0-0/0/2 21:21	1-0/2/0 14:23	DNP	DNP	0-0/2/-2 10:19
Apr 14	Vs COL	0-0/1/0 10:31	0-1/2/0 16:12	0-2/2/3 21:11	0-0/2/0 15:12	DNP	DNP	0-0/1/0 07:34
Apr 16	@ COL	0-0/1/0 08:06	0-0/1/1 15:29	0-0/1/0 21:50	0-0/2/-2 15:31	DNP	DNP	0-0/2/0 06:19
Apr 18	@ COL	0-0/2/1 12:09	0-0/0/0 18:39	0-2/4/3 23:42	1-0(W)/3/0 12:34	DNP	0-0/1/1 11:43	DNP
Apr 20	Vs COL	0-0/2/-1 11:17	1-0/2/1 14:26	0-1/2/1 20:25	0-0/4/0 17:47	0-0/1/1 10:09	0-0/1/1 09:36	DNP
Apr 22	@ COL	0-0/1/0 13:28	1-2/2/3 15:31	1-0(W)/1/4 21:50	0-0/3/0 16:19	DNP	0-1/1/1 10:59	0-0/2/0 13:43
Apr 27	Vs WPG	0-0/1/0 10:27	0-0/3/1 17:39	0-0/5/-2 22:48	0-0/2/0 16:25	DNP	0-0/0/1 12:20	0-0/2/-1 12:36
Apr 29	Vs WPG	0-0/1/0 15:58	0-0/3/2 20:54	0-0/1/1 33:24	0-1/2/1 21:25	DNP	0-0/2/1 17:56	DNP
May 1	@ WPG	1-0/1/0 13:57	0-0/2/1 13:58	0-2/1/1 21:53	0-0/2/1 14:06	DNP	DNP	0-0/0/0 10:49
May 3	@ WPG	0-0/1/1 13:18	0-0/1/0 16:46	0-0/0/0 23:43	0-0/2/0 16:18	0-0/3/0 11:46	DNP	0-0/2/1 11:33
May 5	Vs WPG	0-0/1/0 10:42	0-0/2/2 14:56	0-0/0/1 23:41	0-0/4/0 12:00	DNP	DNP	0-0/0/1 10:58
May 7	@ WPG	0-0/0/0 02:58	0-0/3/0 20:57	0-0/1/1 25:22	0-1/1/0 13:24	0-0/0/0 09:57	0-0/1/0 13:06	DNP
May 10	Vs WPG	DNP	0-0/4/-2 16:23	0-0/2/-2 23:00	0-0/3/1 18:58	0-0/0/0 06:15	0-0/1/0 11:22	DNP

DATE	OPP.	FIALA #22	EMELIN #25	ARVIDSSON #33	HARTMAN #38	WATSON #51	IRWIN #52	JOSI #59
Apr 12	Vs COL	0-0/2/0 14:05	0-0/0/0 11:42	0-1/2/2 14:59	0-0/1/-2 12:44	1-1/2/2 16:29	0-0/3/0 11:00	0-1/3/4 25:45
Apr 14	Vs COL	1-1/5/1 13:29	0-0/1/1 09:13	1-0/3/2 17:06	1-0(W)/2/0 11:16	1-0/3/0 15:25	0-0/0/1 08:20	0-0/2/-1 25:42
Apr 16	@ COL	0-0/0/3 14:52	0-0/0/0 10:53	0-0/3/-3 17:07	0-0/0/0 09:30	1-0/2/2 12:45	0-0/0/1 08:59	0-1/4/-3 25:35
Apr 18	@ COL	0-0/1/0 11:51	0-0/0/1 11:24	0-0/5/0 14:26	0-0/0/1 11:13	0-1/4/0 16:07	0-0/0/0 08:32	0-0/4/-1 24:34
Apr 20	Vs COL	0-0/2/0 15:30	0-0/0/0 09:35	0-0/3/1 20:08	DNP	0-1/1/1 10:23	0-0/0/0 08:21	0-0/8/0 27:47
Apr 22	@ COL	0-0/3/0 14:56	0-0/0/0 16:01	1-0/2/2 15:23	DNP	1-0/2/2 14:10	0-0/1/0 15:16	0-0/4/1 21:36
Apr 27	Vs WPG	1-0/4/0 16:24	0-0/0/1 12:32	0-0/3/1 20:37	DNP	0-0/1/0 04:09	0-0/1/1 12:08	0-0/5/0 21:34
Apr 29	Vs WPG	1-0(W)/2/1 20:03	0-0/0/0 12:29	1-2/7/2 24:43	0-0/2/0 15:40	0-0/4/1 21:47	0-0/0/0 13:08	0-0/2/0 35:09
May 1	@ WPG	0-0/1/1 12:28	0-0/0/0 09:41	0-0/3/-3 16:58	0-1/2/1 12:53	1-0/3/1 15:03	0-0/0/0 08:16	0-0/2/-3 25:20
May 3	@ WPG	DNP	DNP	0-0/4/0 17:07	1-0/2/1 11:59	0-0/1/0 15:51	0-0/0/1 09:20	0-0/3/0 24:45
May 5	Vs WPG	0-0/4/0 11:56	DNP	0-0/1/-3 22:01	0-0/0/1 11:35	0-0/1/-3 14:11	0-0/0/1 12:51	0-0/5/-2 24:26
May 7	@ WPG	0-0/1/0 13:45	DNP	2-1(W)/4/4 13:40	DNP	0-0/1/0 18:47	0-0/1/0 11:59	0-2/3/3 24:00
May 10	Vs WPG	0-0/5/1 11:52	0-0/1/0 09:41	0-0/5/-2 20:58	0-0/2/0 10:42	0-0/0/1 12:15	DNP	0-0/2/-2 23:03

# PLAYOFFS

## 2018 PLAYER GAME-BY-GAME

DATE	OPP.	SUBBAN #76	JOHANSEN #92	RINNE #35	SAROS #74
Apr 12	Vs COL	0-0,0/-2 24:21	0-2,0/1 15:36	2/27 W 60:00	DND
Apr 14	Vs COL	0-2,3/3 27:03	1-0,2/2 18:26	4/30 W 60:00	DND
Apr 16	@ COL	0-0,4/-1 24:31	1-0,2/-2 20:19	4/15 L 24:25	0/18 33:34
Apr 18	@ COL	0-0,1/2 25:58	0-1,0/1 12:54	2/33 W 60:00	DND
Apr 20	Vs COL	0-0,4/-1 24:20	0-0,3/-1 20:36	2/27 L 58:27	DND
Apr 22	@ COL	0-1,3/3 22:02	0-0,2/2 16:41	0/22 W 60:00	DND
Apr 27	Vs WPG	0-0,5/-3 28:24	0-0,2/0 19:53	3/16 L 39:55	0/2 18:00
Apr 29	Vs WPG	1-1,6/1 39:24	2-0,2/2 27:19	4/50 W 85:37	DND
May 1	@ WPG	1-1,1/-2 25:41	0-2,0/-3 19:17	5/43 L 59:02	DND
May 3	@ WPG	1-0(W),4/0 25:44	0-1,3/0 18:12	1/33 W 59:44	DND
May 5	Vs WPG	0-0,1/-2 25:24	1-0,4/-1 21:51	6/26 L 46:23	0/6 13:37
May 7	@ WPG	0-0,1/2 24:43	0-2,2/4 14:49	0/34 W 60:00	DND
May 10	Vs WPG	1-0,5/-2 28:02	0-1,0/-2 21:07	2/7 L 10:31	2/16 48:29

DND - Did Not Dress

NI - Injured

DNP - Did Not Play PLAYERS: Goals-Assists (Game-Winning) Shots (+/-) Time on Ice GOALIES: Goals Allowed / Shots Decision Minutes Played

# PLAYOFFS

## 2018 FINAL SCORING

POS	NO.	PLAYER	GP	TOI/G	SHIFTS/ GAME	G	A	PTS	+/-	PIM	PP	SH	GW	S	S%	F/O W-L	F/O WIN%	H	BS
LW	9	Filip Forsberg	13	17:45	25.8	7	9	16	2	2	1	0	1	58	12.1%	0-0	0.0%	23	11
C	92	Ryan Johansen	13	19:00	26.5	5	9	14	3	1	1	1	1	22	22.7%	143-96	59.8%	18	4
LW	33	Viktor Arvidsson	13	18:06	24.9	5	4	9	-1	6	0	0	1	45	11.1%	0-5	0.0%	7	8
D	76	P.K. Subban	13	26:35	33.7	4	5	9	-2	10	4	0	1	38	10.5%	0-0	0.0%	29	22
LW	51	Austin Watson	13	14:25	23.2	5	3	8	3	12	0	0	0	25	23.2%	0-0	0.0%	37	13
D	14	Mattias Ekholm	13	23:24	32.4	1	7	8	4	12	0	0	0	20	5%	0-0	0.0%	16	27
C	10	Colton Sissons	13	16:16	25.5	3	4	7	-2	8	0	0	0	18	25.5%	68-54	55.7%	30	9
C	13	Nick Bonino	13	16:48	26.5	2	3	5	-1	9	0	0	0	26	7.7%	87-76	53.4%	9	9
D	4	Ryan Ellis	13	24:53	32.2	0	5	5	-4	8	0	0	0	30	0.0%	0-0	0.0%	12	25
LW	22	Kevin Fiala	12	14:36	20.9	3	1	4	-3	8	1	0	0	30	10.0%	0-0	0.0%	8	6
D	59	Roman Josi	13	25:20	32.5	0	4	4	-4	2	0	0	0	47	0.0%	0-0	0.0%	14	25
RW	15	Craig Smith	13	15:43	21.8	2	2	4	-3	2	1	0	0	32	6.3%	6-6	50.0%	16	3
RW	38	Ryan Hartman	9	11:57	18.7	2	1	3	0	10	0	0	1	12	16.7%	3-4	42.9%	12	4
C	8	Kyle Turris	13	15:58	22.2	0	3	3	-3	6	0	0	0	17	0.0%	71-85	45.5%	11	3
C	12	Mike Fisher	12	11:14	18.7	1	0	1	0	2	0	0	0	13	7.7%	78-42	65.0%	30	9
D	7	Yannick Weber	4	10:01	17.0	1	0	1	2	2	0	0	0	3	33.3%	0-0	0.0%	4	3
C	17	Calle Jarnkrok	7	12:26	20.6	0	1	1	-3	0	0	0	0	7	0.0%	4-6	40.0%	1	1
D	25	Alexei Emelin	10	11:19	15.8	0	0	0	-1	0	0	0	0	2	0.0%	0-0	0.0%	17	12
D	52	Matt Irwin	12	10:41	15.9	0	0	0	1	2	0	0	0	6	0.0%	0-0	0.0%	21	13
RW	20	Miikka Salomaki	8	10:26	16.5	0	0	0	-1	2	0	0	0	11	16.5%	0-1	0.0%	17	5
LW	17	Scott Hartnell	4	9:32	16.3	0	0	0	-1	0	0	0	0	4	16.3%	1-1	50.0%	9	2

NO.	GOALTENDER	GP	MINS	GAA	W	L	SO	GA	SA	SV%	G	A	PIM
35	Pekka Rinne	13	684	3.07	7	6	2	35	363	.904	0	0	2
74	Juuse Saros	4	114	1.05	0	0	0	2	42	.952	0	0	0
<b>NASHVILLE TOTALS</b>		<b>13</b>	<b>806</b>	<b>3.13</b>	<b>7</b>	<b>6</b>	<b>2</b>	<b>37</b>	<b>409</b>	<b>.897</b>	<b>0</b>	<b>0</b>	<b>2</b>

### Man-Games Lost

PLAYER	DATE OF INJURY/SUSP.	TYPE OF INJURY	DATES MISSED	GAMES MISSED
Fisher	5/7/18	Lower-body	5/10	1
Hartman	4/19/18	Suspension	4/20	1
Jarnkrok	4/12/18, 5/1/18	Upper-body	4/12-4/16, 5/1-5/5	6
Weber	4/12/18	Upper-body	4/12-5/1	9

**TOTAL MAN-GAMES LOST DUE TO INJURY OR ILLNESS:**

**16**

**TOTAL MAN-GAMES LOST DUE TO SUSPENSION:**

**1**

# PLAYOFFS

## 2018 SCORING BREAKDOWN

### RECORD WHEN SCORING

#	PLAYER	1ST	2ND	3RD	OT	2OT	TOTAL	RECORD WHEN SCORING
7	Yannick Weber	0	1	0	0	0	1	0-1
9	Filip Forsberg	1	2	4	0	0	7	4-1
10	Colton Sissons	0	1	2	0	0	3	2-1
12	Mike Fisher	1	0	0	0	0	1	0-1
13	Nick Bonino	0	1	1	0	0	2	1-1
14	Mattias Ekholm	1	0	0	0	0	1	1-0
15	Craig Smith	0	2	0	0	0	2	2-0
22	Kevin Fiala	0	1	1	0	1	3	2-1
33	Viktor Arvidsson	1	2	2	0	0	5	4-0
38	Ryan Hartman	1	0	1	0	0	2	2-0
51	Austin Watson	2	1	2	0	0	5	3-2
76	P.K. Subban	2	2	0	0	0	4	2-2
92	Ryan Johansen	1	3	1	0	0	5	2-2
TOTALS		10	16	14	0	1	41	7-6

POS	NO.	PLAYER	HOME			ROAD			EVEN STRENGTH			POWER PLAY			SHORT HANDED			TOTAL			
			G	A	PTS	G	A	PTS	G	A	PTS	G	A	PTS	G	A	PTS	G	A	PTS	
D	4	Ryan Ellis	0	2	2	0	3	3	0	4	4	0	1	1	0	0	0	0	5	5	5
D	7	Yannick Weber	1	0	0	0	0	0	1	0	0	0	0	0	0	0	0	1	0	1	
C	8	Kyle Turris	0	3	3	0	0	0	0	2	0	0	1	0	0	0	0	3	3	0	
LW	9	Filip Forsberg	2	4	6	5	5	10	6	4	10	1	5	6	0	0	0	7	9	16	
C	10	Colton Sissons	1	2	3	2	2	4	3	3	6	0	1	1	0	0	0	3	4	7	
C	12	Mike Fisher	0	0	0	1	0	1	1	0	1	0	0	0	0	0	0	1	0	1	
C	13	Nick Bonino	1	1	2	1	2	3	2	3	5	0	0	0	0	0	0	2	3	5	
D	14	Mattias Ekholm	0	3	3	1	4	5	1	7	8	0	0	0	0	0	0	1	7	8	
RW	15	Craig Smith	1	1	2	1	1	2	1	2	3	1	0	1	0	0	0	2	2	4	
LW	17	Scott Hartnell	0	0	0	0	0	0	0	0	0	0	0	0	0	0	0	0	0	0	
C	19	Calle Jarnkrok	0	0	0	0	1	1	0	1	1	0	0	0	0	0	0	0	1	1	
RW	20	Miikka Salomaki	0	0	0	0	0	0	0	0	0	0	0	0	0	0	0	0	0	0	
LW	22	Kevin Fiala	3	1	4	0	0	0	2	1	3	1	0	1	0	0	0	3	1	4	
D	25	Alexei Emelin	0	0	0	0	0	0	0	0	0	0	0	0	0	0	0	0	0	0	
RW	33	Viktor Arvidsson	2	3	5	3	1	4	5	3	8	0	1	0	0	0	0	5	4	9	
RW	38	Ryan Hartman	1	0	1	1	1	2	2	1	3	0	0	0	0	0	0	2	1	3	
RW	51	Austin Watson	2	2	4	3	1	4	5	3	8	0	0	0	0	0	0	5	3	8	
D	52	Matt Irwin	0	0	0	0	0	0	0	0	0	0	0	0	0	0	0	0	0	0	
D	59	Roman Josi	0	1	1	0	3	3	0	4	0	0	0	0	0	0	0	0	4	4	
D	76	P.K. Subban	2	3	5	2	2	4	0	4	4	4	1	5	0	0	0	4	5	9	
C	92	Ryan Johansen	4	3	7	1	6	7	3	4	7	1	5	6	1	0	1	5	9	14	
TEAM TOTALS			20	29	49	21	32	53	32	46	78	8	15	23	1	0	1	41	61	102	

# PLAYOFFS

## 2018 GAME NOTES - SITUATIONALS

### 2018 PLAYOFF GAME NOTES

Overall record	7-6
Home record	3-4
Road record	4-2
Overtime record	1-0
1-goal game record	4-1
2-goal game record	0-1
3-or-more goal game record	3-4
Scoring first	5-3
Opp. scoring first	2-3
Leading after 1 period	4-1
Trailing after 1 period	3-3
Tied after 1 period	0-2
Leading after 2 periods	6-0
Trailing after 2 periods	0-5
Tied after 2 periods	1-1
Outshooting opponent	4-4
Outshot	3-2
Even shots	0-0
1st half of back-to-backs	0-0
2nd half of back-to-backs	0-0
Evening games	6-6
Afternoon games	1-0
Weeknight games	4-5
Weekend games	3-1
Sunday	2-0
Monday	1-1
Tuesday	0-1
Wednesday	1-0
Thursday	2-1
Friday	0-2
Saturday	1-1

POWER PLAY	G	ATT	PCT
Overall	8	37	21.6% (9th NHL)
Home	4	21	19.0% (10th NHL)
Road	4	16	25.0% (T-5th NHL)

0 SHORTHANDED GOALS ALLOWED (T-1st NHL)

PENALTY KILLING	G	TSH	PCT
Overall	7	39	82.1% (4th NHL)
Home	4	28	77.8% (T-8th NHL)
Road	3	21	85.7% (T-3rd NHL)

1 SHORTHANDED GOALS SCORED (T-1st NHL)

PENALTIES	GP	MIN	AVG
PREDATORS	13	107	8:14 (T-7th NHL)

### SITUATIONAL GOALS FOR AND AGAINST

	GF	GA
Six-on-Five	0	0
Six-on-Four	0	1
Five-on-Five	30	29
Five-on-Four	6	4
Five-on-Three	1	2
Four-on-Four	0	0
Four-on-Three	0	0
Three-on-Three	0	0
Three-on-Four	0	0
Three-on-Five	0	1
Four-on-Five	1	0
Five-on-Six	3	5
Empty-net goals	3	5
Penalty-shot goals	0	0

### WHEN PREDATORS SCORE:

	W	L
0 goals	0	0
1 goal	0	3
2 goals	1	1
3 goals	1	1
4 goals	1	1
5 goals	4	0
6 or more goals	0	0

### WHEN OPPOSITION SCORES:

	W	L
0 goals	2	0
1 goal	1	0
2 goals	2	1
3 goals	0	0
4 goals	2	1
5 goals	0	2
6 or more goals	0	2



# PLAYOFFS

## 2018 GOALS BREAKDOWN/GOALS & SHOTS BY PERIOD

### 2018 PLAYOFF GOALS BREAKDOWN

#### Hat Tricks

For: 0

Date	Player	Opponent

#### Penalty Shots

For: 0

Date	Player	Opponent	Result

#### Empty Net Goals

FOR: 3

Opp. pulls goalie in final five minutes: (6 times; 3 EX AT, 3 ENGS)

Date	Player	Opponent
4/12/18	Colton Sissons	vs. Colorado (WCO Game 1)
4/14/18	Ryan Hartman	vs. Colorado (WCO Game 2)
5/7/18	Viktor Arvidsson	at Winnipeg (WCS Game 6)

#### Extra Attacker Goals (in the final 5 minutes of regulation)

For: 0

Date	Player	Opponent

#### Shorthanded Goals

For: 1

Date	Player	Opponent
5/5/2018	Ryan Johansen	vs. Winnipeg (WCS Game 5)

Against: 0

Date	Player	Opponent

Against: 0

Date	Player	Opponent	Result

AGAINST: 5

Predators pull goalie in final five minutes: (5 times; 0 EX AT, 5 ENGS)

Date	Player	Opponent
4/16/18	Gabriel Landeskog	at Colorado (WCO Game 3)
4/27/18	Mark Scheifele	vs. Winnipeg (WCS Game 1)
5/1/2018	Blake Wheeler	at Winnipeg (WCS Game 3)
5/1/2018	Brandon Tanev	at Winnipeg (WCS Game 3)
5/10/2018	Mark Scheifele	vs. Winnipeg (WCS Game 7)

Against: 3

Date	Player	Opponent
4/14/18	Alexander Kerfoot	vs. Colorado (WCO Game 2)
4/29/18	Mark Scheifele	vs. Winnipeg (WCS Game 2)
5/3/2018	Patrik Laine	at Winnipeg (WCS Game 4)

Against: 0

Date	Player	Opponent



# PLAYOFFS

## 2018 GOALS BREAKDOWN/GOALS & SHOTS BY PERIOD

### 2018 PLAYOFF GOALS & SHOTS BY PERIOD

#	Date	Opp.	PREDATORS GOALS					PREDATORS SHOTS					OPPONENT GOALS					OPPONENT SHOTS								
			1st	2nd	3rd	OT	2OT	T	1st	2nd	3rd	OT	2OT	T	1st	2nd	3rd	OT	2OT	T	1st	2nd	3rd	OT	2OT	T
1	4/12	COL	0	2	3	-	-	5	10	11	10	-	-	31	1	1	0	-	-	2	11	6	10	-	-	27
2	4/14	COL	0	3	2	-	-	5	9	10	14	-	-	33	1	1	2	-	-	4	11	8	11	-	-	30
3	4/16	@COL	0	1	2	-	-	3	6	12	14	-	-	32	3	1	1	-	-	5	11	15	7	-	-	33
4	4/18	@COL	1	2	0	-	-	3	15	11	8	-	-	34	0	0	2	-	-	2	8	14	11	-	-	33
5	4/20	COL	0	0	1	-	-	1	11	15	19	-	-	45	0	0	2	-	-	2	8	8	11	-	-	27
6	4/22	@COL	2	2	1	-	-	5	14	10	13	-	-	37	0	0	0	-	-	0	7	9	6	-	-	22
7	4/27	WPG	0	0	1	-	-	1	20	16	12	-	-	48	1	2	1	-	-	4	4	12	3	-	-	19
8	4/29	WPG	1	2	1	-	1	5	9	9	7	13	3	41	2	0	2	0	0	4	9	13	14	12	2	50
9	5/1	@WPG	3	0	1	-	-	4	12	6	12	-	-	30	0	4	3	-	-	7	10	16	19	-	-	45
10	5/3	@WPG	1	1	0	-	-	2	9	13	7	-	-	29	0	0	1	-	-	1	12	11	10	-	-	33
11	5/5	WPG	0	4	2	-	-	6	11	9	20	-	-	40	0	2	0	-	-	2	7	15	10	-	-	32
12	5/7	@WPG	1	1	2	-	-	4	10	9	15	-	-	34	0	0	0	-	-	0	10	9	15	-	-	34
13	5/10	WPG	1	0	0	-	-	1	10	6	21	-	-	37	2	1	2	-	-	5	8	9	7	-	-	34
<b>Final Totals:</b>			<b>10</b>	<b>18</b>	<b>16</b>	<b>0</b>	<b>1</b>	<b>60</b>	<b>146</b>	<b>137</b>	<b>172</b>	<b>13</b>	<b>3</b>	<b>653</b>	<b>10</b>	<b>12</b>	<b>16</b>	<b>0</b>	<b>0</b>	<b>47</b>	<b>188</b>	<b>212</b>	<b>203</b>	<b>12</b>	<b>2</b>	<b>419</b>
<b>Final Averages:</b>			<b>0.8</b>	<b>1.4</b>	<b>1.2</b>	<b>0</b>	<b>1</b>	<b>3.3</b>	<b>11.2</b>	<b>10.5</b>	<b>13.2</b>	<b>13</b>	<b>3</b>	<b>36.2</b>	<b>0.8</b>	<b>0.9</b>	<b>1.2</b>	<b>0</b>	<b>0</b>	<b>2.1</b>	<b>8.9</b>	<b>11.2</b>	<b>10.3</b>	<b>12</b>	<b>2</b>	<b>28</b>



# PLAYOFFS

## ALL-TIME PLAYOFF RESULTS

### 2004 Western Conference Quarterfinals

Date	Game	Result	Score	Location	*Goaltenders	Winning Goal
4/7/04	1	L	1-3	at Detroit	VOKOUN/Legace	Holmstrom
4/10/04	2	L	1-2	at Detroit	VOKOUN/Legace	Schneider
4/11/04	3	W	3-1	at NASHVILLE	VOKOUN/Legace	HALL
4/13/04	4	W	3-0	at NASHVILLE	VOKOUN/Legace	SULLIVAN
4/15/04	5	L	1-4	at Detroit	VOKOUN/Joseph	Hull
4/17/04	6	L	0-2	at NASHVILLE	VOKOUN/Joseph	Whitney

Detroit wins series, 4-2.

Leading scorers:

Nashville - Hall (2g-1a), Hartnell (1g-2a), Johnson (1g-2a) & York (3a)

Detroit - Lang (2g-4a)

### 2010 Western Conference Quarterfinals

Date	Game	Result	Score	Location	*Goaltenders	Winning Goal
4/16/10	1	W	4-1	at Chicago	RINNE/Niemi	DUMONT
4/18/10	2	L	0-2	at Chicago	RINNE/Niemi	Bolland
4/20/10	3	W	4-1	at NASHVILLE	RINNE/Niemi	LEGWAND
4/22/10	4	L	0-3	at NASHVILLE	RINNE/Niemi	Sharp
4/24/10	5	L	4-5 (OT)	at Chicago	RINNE/Niemi	Hossa
4/26/10	6	L	3-5	at NASHVILLE	RINNE/Niemi	Toews

Chicago wins series, 4-2.

Leading scorers:

Nashville - David Legwand (2g-5a)

Chicago - Jonathan Toews (2g-6a)

### 2006 Western Conference Quarterfinals

Date	Game	Result	Score	Location	*Goaltenders	Winning Goal
4/21/06	1	W	4-3	at NASHVILLE	MASON/Toskala	HALL
4/23/06	2	L	0-3	at NASHVILLE	MASON/Toskala	Cheechoo
4/25/06	3	L	1-4	at San Jose	MASON/Toskala	Bernier
4/27/06	4	L	4-5	at San Jose	MASON/Toskala	Marleau
4/30/06	5	L	1-2	at NASHVILLE	MASON/Toskala	Marleau

San Jose wins series, 4-1.

Leading scorers:

Nashville - Kariya (2g-5a)

San Jose - Marleau (7g-1a)

### 2011 Western Conference Quarterfinals

Date	Game	Result	Score	Location	*Goaltenders	Winning Goal
4/13/11	1	W	4-1	at Anaheim	RINNE/Ellis	SULLIVAN
4/15/11	2	L	3-5	at Anaheim	RINNE/Emery	Getzlaf
4/17/11	3	W	4-3	at NASHVILLE	RINNE/Emery	FISHER
4/20/11	4	L	3-6	at NASHVILLE	RINNE/Emery	Perry
4/22/11	5	W	4-3 (OT)	at Anaheim	RINNE/Emery	SMITHSON
4/24/11	6	W	4-2	at NASHVILLE	RINNE/Emery	SPALING

Nashville wins series, 4-2.

Leading scorers:

Nashville - Mike Fisher (3g-3a)

Anaheim - Corey Perry (2g-6a)

### 2007 Western Conference Quarterfinals

Date	Game	Result	Score	Location	*Goaltenders	Winning Goal
4/11/07	1	L (2OT)	4-5 (2OT)	at NASHVILLE	VOKOUN/Nabokov	Rissmiller
4/13/07	2	W	5-2	at NASHVILLE	VOKOUN/Nabokov	DUMONT
4/16/07	3	L	1-3	at San Jose	VOKOUN/Nabokov	Clowe
4/18/07	4	L	2-3	at San Jose	VOKOUN/Nabokov	Michalek
4/20/07	5	L	2-3	at NASHVILLE	VOKOUN/Nabokov	Marleau

San Jose wins series, 4-1.

Leading scorers:

Nashville - Dumont (4g-2a)

San Jose - Marleau (3g-3a) & Thornton (6a)

### 2011 Western Conference Semifinals

Date	Game	Result	Score	Location	*Goaltenders	Winning Goal
4/28/11	1	L	0-1	at Vancouver	RINNE/Luongo	Higgins
4/30/11	2	W	2-1 (2OT)	at Vancouver	RINNE/Luongo	HALISCHUK
5/3/11	3	L	2-3 (OT)	at NASHVILLE	RINNE/Luongo	Kesler
5/5/11	4	L	2-4	at NASHVILLE	RINNE/Luongo	Kesler
5/7/11	5	W	4-3	at Vancouver	RINNE/Luongo	WARD
5/9/11	6	L	1-2	at NASHVILLE	RINNE/Luongo	D. Sedin

Vancouver wins series, 4-2.

Leading scorers:

Nashville - Joel Ward (4g-4a)

Vancouver - Ryan Kesler (5g-6a)

### 2008 Western Conference Quarterfinals

Date	Game	Result	Score	Location	*Goaltenders	Winning Goal
4/10/08	1	L	1-3	at Detroit	ELLIS/Hasek	Zetterberg
4/12/08	2	L	2-4	at Detroit	ELLIS/Hasek	Draper
4/14/08	3	W	5-3	at NASHVILLE	ELLIS/Hasek	ARNOTT
4/16/08	4	W	3-2	at NASHVILLE	ELLIS/Hasek	de VRIES
4/18/08	5	L	1-2 (OT)	at Detroit	ELLIS/Osgood	Franzen
4/20/08	6	L	0-3	at NASHVILLE	ELLIS/Osgood	Lidstrom

Detroit wins series, 4-2.

Leading scorers:

Nashville - Alexander Radulov (2g-2a), Martin Erat (1g-3a), Shea Weber (1g-3a)

Detroit - Pavel Datsyuk (3g-2a), Jiri Hudler (2g-3a), Niklas Kronwall (5a)

### 2012 Western Conference Quarterfinals

Date	Game	Result	Score	Location	*Goaltenders	Winning Goal
4/11/12	1	W	3-2	at NASHVILLE	RINNE/Howard	BOUROUE
4/13/12	2	L	2-3	at NASHVILLE	RINNE/Howard	Franzen
4/15/12	3	W	3-2	at Detroit	RINNE/Howard	S. KOSTITSYN
4/17/12	4	W	3-1	at Detroit	RINNE/Howard	KLEIN
4/20/12	5	W	2-1	at NASHVILLE	RINNE/Howard	LEGWAND

Nashville wins series, 4-1.

Leading scorers:

Nashville - Alexander Radulov (1g-4a)

Detroit - Henrik Zetterberg (2g-1a) & Pavel Datsyuk (1g-2a)

\* Goaltender of record.

# PLAYOFFS

## ALL-TIME PLAYOFF RESULTS

### 2012 Western Conference Semifinals

Date	Game	Result	Score	Location	*Goaltenders	Winning Goal
4/21/12	1	L	3-4 (OT)	at Phoenix	RINNE/Smith	Whitney
4/29/12	2	L	3-5	at Phoenix	RINNE/Smith	Pyatt
5/2/12	3	W	2-0	at NASHVILLE	RINNE/Smith	LEGWAND
5/4/12	4	L	0-1	at NASHVILLE	RINNE/Smith	Doan
5/7/12	5	L	1-2	at Phoenix	RINNE/Smith	Hanzal

Phoenix wins series, 4-1.

Leading scorers:

Nashville - Ryan Suter (1g-3a)

Phoenix - Shane Doan (2g-2a), Antoine Vermette (2g-2a) & Martin Hanzal (1g-3a)

### 2017 Western Conference Round One

Date	Game	Result	Score	Location	*Goaltenders	Winning Goal
4/13/17	1	W	1-0	at Chicago	RINNE/Crawford	ARVIDSSON
4/15/17	2	W	5-0	at Chicago	RINNE/Crawford	ELLIS
4/17/17	3	W (OT)	3-2	at NASHVILLE	RINNE/Crawford	FIALA
4/20/17	4	W	4-1	at NASHVILLE	RINNE/Crawford	FISHER

Nashville wins series, 4-0.

Leading scorers:

Nashville - Ryan Johansen (1g-5a)

Chicago - Patrick Kane/Jonathan Toews (1g-1a)

### 2015 Western Conference Quarterfinals

Date	Game	Result	Score	Location	*Goaltenders	Winning Goal
4/15/15	1	L	3-4 (2OT)	at NASHVILLE	RINNE/Darling	Keith
4/17/15	2	W	6-2	at NASHVILLE	RINNE/Darling	SMITH
4/19/15	3	L	2-4	at Chicago	RINNE/Darling	Saad
4/21/15	4	L	2-3 (3OT)	at Chicago	RINNE/Darling	Seabrook
4/23/15	5	W	5-2	at NASHVILLE	RINNE/Darling	WILSON
4/25/15	6	L	3-4	at Chicago	RINNE/Crawford	Keith

Chicago wins series, 4-2.

Leading scorers:

Nashville - Filip Forsberg (4g-2a)

Chicago - Jonathan Toews (3g-5a)

### 2017 Western Conference Round Two

Date	Game	Result	Score	Location	*Goaltenders	Winning Goal
4/26/17	1	W	4-3	at St. Louis	RINNE/Allen	FIDDLER
4/28/17	2	L	2-3	at St. Louis	RINNE/Allen	Tarasenko
4/30/17	3	W	3-1	at NASHVILLE	RINNE/Allen	McLEOD
5/2/17	4	W	2-1	at NASHVILLE	RINNE/Allen	NEAL
5/5/17	5	L	1-2	at St. Louis	RINNE/Allen	Schwartz
5/7/17	6	W	3-1	at NASHVILLE	RINNE/Allen	JOHANSEN

Nashville wins series, 4-2.

Leading scorers:

Nashville - Ryan Ellis (3g-2a), Roman Josi (2g-3a), P.K. Subban (1g-4a)

St. Louis - Jaden Schwartz (2g-2a), Joel Edmundson (1g-3a)

### 2016 Western Conference Round One

Date	Game	Result	Score	Location	*Goaltenders	Winning Goal
4/15/16	1	W	3-2	at Anaheim	RINNE/Gibson	FORSBERG
4/17/16	2	W	3-2	at Anaheim	RINNE/Gibson	WEBER
4/19/16	3	L	0-3	at NASHVILLE	RINNE/Andersen	McGinn
4/21/16	4	L	1-4	at NASHVILLE	RINNE/Andersen	Thompson
4/23/16	5	L	2-5	at Anaheim	RINNE/Andersen	Vatanan
4/25/16	6	W	3-1	at NASHVILLE	RINNE/Andersen	NEAL
4/27/16	7	W	2-1	at Anaheim	RINNE/Andersen	GAUSTAD

Nashville wins series, 4-3.

Leading scorers:

Nashville - Shea Weber (2g-3a) & Colin Wilson (2g-3a)

Anaheim - Ryan Getzlaf (2g-3a) & Jakob Silfverberg (5a)

### 2017 Western Conference Final

Date	Game	Result	Score	Location	*Goaltenders	Winning Goal
5/12/17	1	W (OT)	3-2	at Anaheim	RINNE/Gibson	NEAL
5/14/17	2	L	3-5	at Anaheim	RINNE/Gibson	Ritchie
5/16/17	3	W	2-1	at NASHVILLE	RINNE/Gibson	JOSI
5/18/17	4	L (OT)	2-3	at NASHVILLE	RINNE/Gibson	Perry
5/20/17	5	W	3-1	at Anaheim	RINNE/Bernier	ABERG
5/22/17	6	W	6-3	at NASHVILLE	RINNE/Bernier	SISSONS

Nashville wins series, 4-2.

Leading scorers:

Nashville - Filip Forsberg (5g-2a)

Anaheim - Sami Vatanen (1g-4a)

### 2016 Western Conference Round Two

Date	Game	Result	Score	Location	*Goaltenders	Winning Goal
4/29/16	1	L	2-5	at San Jose	RINNE/Jones	Couture
5/1/16	2	L	2-3	at San Jose	RINNE/Jones	Thornton
5/3/16	3	W	4-1	at NASHVILLE	RINNE/Jones	WEBER
5/5/16	4	W (3OT)	4-3	at NASHVILLE	RINNE/Jones	FISHER
5/7/16	5	L	1-5	at San Jose	RINNE/Jones	Pavelski
5/9/16	6	W (OT)	4-3	at NASHVILLE	RINNE/Jones	ARVIDSSON
5/12/16	7	L	0-5	at San Jose	RINNE/Jones	Pavelski

San Jose wins series, 4-3.

Leading scorers:

Nashville - Colin Wilson (3g-5a)

San Jose - Logan Couture (6g-5a)

### 2017 Stanley Cup Final

Date	Game	Result	Score	Location	*Goaltenders	Winning Goal
5/29/17	1	L	3-5	at Pittsburgh	RINNE/Murray	Guentzel
5/31/17	2	L	1-4	at Pittsburgh	RINNE/Murray	Guentzel
6/3/17	3	W	5-1	at NASHVILLE	RINNE/Murray	GAUDREAU
6/5/17	4	W	4-1	at NASHVILLE	RINNE/Murray	GAUDREAU
6/8/17	5	L	0-6	at Pittsburgh	RINNE/Murray	Schultz
6/11/17	6	L	0-2	at NASHVILLE	RINNE/Murray	Hornqvist

Pittsburgh wins series, 4-2.

Leading scorers:

Nashville - Calle Jarnkrok/Roman Josi (1g-3a), Mike Fisher (0g-4a)

Pittsburgh - Sidney Crosby (1g-6a)

\* Goaltender of record.

# PLAYOFFS

## ALL-TIME PLAYOFF RESULTS

### 2018 Western Conference Round One

Date	Game	Result	Score	Location	*Goaltenders	Winning Goal
4/12/18	1	W	5-2	at NASHVILLE	RINNE/Bernier	FORSBERG
4/14/18	2	W	5-4	at NASHVILLE	RINNE/Bernier	HARTMAN
4/16/18	3	L	3-5	at Colorado	RINNE/Bernier	MacKinnon
4/18/18	4	W	3-2	at Colorado	RINNE/Bernier	SMITH
4/20/18	5	L	1-2	at NASHVILLE	RINNE/Hammond	Andrighetto
4/22/18	6	W	5-0	at Colorado	RINNE/Hammond	EKHOLM

Nashville wins series, 4-2.

Leading scorers:

Nashville - Austin Watson (4g-3a), Colton Sissons (3g-4a)

Colorado - Nathan MacKinnon (4g-3a)

### 2018 Western Conference Round Two

Date	Game	Result	Score	Location	*Goaltenders	Winning Goal
4/27/18	1	L	1-4	at NASHVILLE	RINNE/Hellebuyck	Stastny
4/29/18	2	W (OT)	5-4	at NASHVILLE	RINNE/Hellebuyck	FIALA
5/1/18	3	L	4-7	at Winnipeg	RINNE/Hellebuyck	Wheeler
5/3/18	4	W	2-1	at Winnipeg	RINNE/Hellebuyck	SUBBAN
5/5/18	5	L	2-6	at NASHVILLE	RINNE/Hellebuyck	Byfuglien
5/7/18	6	W	4-0	at Winnipeg	RINNE/Hellebuyck	ARVIDSSON
5/10/18	7	L	1-5	at NASHVILLE	RINNE/Hellebuyck	Stastny

Winnipeg wins series, 4-3.

Leading scorers:

Nashville - Filip Forsberg (3g-7a)

Winnipeg - Mark Scheifele (7g-4a), Blake Wheeler (2g-9a)

# PLAYOFFS

## ALL-TIME PLAYOFF STATISTICS

NO	PLAYER	GP	G	A	PTS	PIM	PP	SH	GW	S	%	+/-	TF	FW	F%	MIN	H	BS
9	Filip Forsberg	55	22	20	42	22	4	0	2	189	11.6%	2	6	2	33.3%	19:31	99	37
92	Ryan Johansen	41	12	23	35	30	1	1	1	60	20.0%	15	508	266	52.4%	19:30	67	20
6	Shea Weber	59	13	15	28	57	5	0	2	137	9.5%	-9	0	0	0.0%	25:05	161	102
11	David Legwand	47	13	15	28	46	2	3	3	115	11.3%	7	747	352	47.1%	19:28	33	18
59	Roman Josi	65	8	20	28	36	2	0	1	198	4.0%	-17	0	0	0.0%	25:36	79	155
14	Mattias Ekholm	55	6	21	27	56	1	0	1	84	7.1%	16	0	0	0.0%	24:36	58	77
4/49	Ryan Ellis	58	5	22	27	26	2	0	1	115	4.3%	6	0	0	0.0%	23:24	91	118
33/38	Viktor Arvidsson	49	9	15	24	33	0	0	3	118	7.6%	-1	12	6	50.0%	17:02	37	37
33	Colin Wilson	47	13	11	24	2	6	0	1	83	15.7%	5	30	10	33.3%	15:46	42	26
12	Mike Fisher	71	10	14	24	25	1	0	2	130	7.7%	-11	1,242	630	50.7%	18:01	185	71
10	Martin Erat	46	8	15	23	36	3	0	0	72	11.1%	-7	47	16	34.0%	18:22	63	19
18	James Neal	42	14	8	22	30	3	0	3	139	10.1%	-7	7	2	28.6%	18:52	105	13
76	P.K. Subban	35	6	15	21	39	4	0	1	77	7.8%	3	0	0	0.0%	26:31	69	54
10	Colton Sissons	45	9	10	19	24	1	0	2	34	17.6%	6	326	161	49.4%	13:39	78	16
29	Joel Ward	18	9	8	17	6	2	1	1	40	22.5%	5	50	19	38.0%	20:15	31	10
51	Austin Watson	35	9	8	17	40	0	0	0	53	17.0%	6	1	3	33.3%	13:57	143	39
15	Craig Smith	42	6	9	15	8	1	0	2	120	5.0%	1	44	16	36.4%	15:16	66	11
47	Alexander Radulov	18	6	8	14	29	1	0	0	40	15.0%	3	5	2	40.0%	16:19	11	9
20	Ryan Suter	39	4	9	13	22	1	0	2	84	4.8%	-4	0	0	0.0%	26:14	52	56
71	J-P Dumont	20	6	6	12	6	1	1	2	25	24.0%	1	0	0	0.0%	15:47	11	4
19	Calle Jarnkrok	48	2	9	11	6	0	0	0	48	4.2%	-12	467	227	48.6%	15:39	41	19
26	Steve Sullivan	26	3	7	10	10	0	0	2	39	7.7%	-2	37	13	35.1%	15:03	11	3
55/14/22	Jordin Tootoo	39	3	7	10	63	0	0	0	60	5.0%	2	1	0	0.0%	9:50	78	3
8	Kevin Klein	28	3	6	9	12	0	0	1	28	10.7%	2	6	2	33.3%	19:26	43	35
9	Paul Kariya	10	2	7	9	2	2	0	0	22	9.1%	-4	0	0	0.0%	20:11	6	5
13	Nick Spaling	28	2	7	9	0	0	0	1	21	9.5%	7	218	110	50.5%	14:01	30	14
2	Dan Hamhuis	28	1	8	9	18	1	0	0	32	3.1%	-12	0	0	0.0%	21:27	60	22
32/44	Cody Franson	21	1	8	9	2	0	0	0	33	3.0%	2	0	0	0.0%	13:57	26	16
27	Patric Hornqvist	24	3	5	8	12	2	0	0	80	3.8%	-3	8	2	25.0%	15:09	24	12
63	Mike Ribeiro	18	1	6	7	20	0	0	0	18	5.6%	-1	169	71	42.0%	18:02	34	9
74	Sergei Kostitsyn	22	1	6	7	6	0	0	1	17	5.9%	-3	3	0	0.0%	17:09	15	4
22/56	Kevin Fiala	18	5	1	6	8	2	0	2	44	11.4%	-4	0	0	0.0%	14:13	13	7
19	Jason Arnott	15	5	1	6	6	2	0	1	43	11.6%	-4	266	115	43.2%	18:29	21	4

# PLAYOFFS

## ALL-TIME PLAYOFF STATISTICS

NO	PLAYER	GP	G	A	PTS	PIM	PP	SH	GW	S	%	+/-	TF	FW	F%	MIN	H	BS
44	Kimmo Timonen	16	1	5	6	18	0	1	0	33	3.0%	-4	0	0	0.0%	24:29	10	16
3	Marek Zidlicky	14	0	6	6	14	0	0	0	26	0.0%	-3	0	0	0.0%	17:25	10	17
35	Pekka Rinne	70	0	6	6	2	0	0	0	0	0.0%	--	--	--	--	--	--	--
57	Gabriel Bourque	15	3	2	5	6	0	0	1	17	17.6%	-3	5	1	20.0%	13:48	41	11
13	Nick Bonino	13	2	3	5	9	0	0	0	26	7.7%	-1	163	87	53.4%	16:48	9	9
37	Pontus Aberg	18	2	3	5	2	0	0	1	23	8.7%	-1	0	0	0.0%	12:14	4	10
38/83	Vernon Fiddler	22	2	3	5	29	1	0	0	21	9.5%	-8	138	75	54.3%	8:11	22	7
46	Andrei Kostitsyn	8	3	1	4	2	0	0	0	12	25.0%	3	3	1	33.3%	15:30	17	2
18	Adam Hall	11	3	1	4	2	1	0	2	20	15.0%	0	88	34	38.6%	15:36	6	3
21	Peter Forsberg	5	2	2	4	12	0	0	0	7	28.6%	2	64	33	51.6%	20:57	16	2
22	Greg Johnson	11	1	3	4	2	0	0	0	10	10.0%	4	167	88	52.7%	16:23	1	0
3	Seth Jones	6	0	4	4	6	0	0	0	8	0.0%	-6	0	0	0.0%	28:02	15	8
5	Greg Zanon	11	0	4	4	6	0	0	2	8	0.0%	0	0	0	0.0%	19:38	21	18
38	Ryan Hartman	9	2	1	3	10	0	0	0	18	0.0%	0	7	3	42.9%	11:57	12	4
8	Kyle Turris	13	0	3	3	6	0	0	0	17	0	-3	156	71	45.5%	15:58	11	3
81	Mike Sillinger	5	2	1	3	12	1	0	0	7	28.6%	-1	96	67	69.8%	17:09	3	3
24	Matt Halischuk	17	2	1	3	4	0	0	1	7	28.6%	0	7	1	14.3%	10:21	5	4
28	Paul Gaustad	30	2	1	3	27	0	0	1	25	8.0%	-2	417	245	58.8%	12:30	69	29
25	Jerred Smithson	31	2	1	3	37	0	0	1	26	7.7%	-1	255	138	54.1%	13:06	51	18
25	Viktor Stalberg	6	1	2	3	0	0	0	0	18	5.6%	1	0	0	0.0%	14:08	31	5
27	Jason York	6	0	3	3	4	0	0	0	9	0.0%	2	0	0	0.0%	21:27	0	0
51	Francis Bouillon	16	0	3	3	8	0	0	0	11	0.0%	6	0	0	0.0%	16:42	38	19
32	Frederick Gaudreau	8	3	0	3	0	0	0	2	7	42.9%	2	29	61	47.5%	11:29	7	2
26	Harry Zolnierczyk	11	1	2	3	0	0	0	0	6	16.7%	3	0	0	0.0%	8:49	19	1
33	Vladimir Orszagh	6	2	0	2	4	0	0	0	5	40.0%	-2	1	1	100.0%	16:08	0	0
7	Matt Cullen	6	1	1	2	4	0	0	0	11	9.1%	-1	92	50	54.3%	17:19	6	12
18	Brandon Yip	10	1	1	2	6	0	0	0	11	9.1%	-1	2	0	0.0%	8:57	11	4
7	Yannick Weber	26	1	1	2	7	1	0	0	15	6.7%	2	0	0	0.0%	10:58	24	11
20	Miikka Salomaki	28	1	1	2	10	0	0	0	30	3.3%	1	2	1	50.0%	11:15	63	16
37	Denis Grebeshkov	2	0	2	2	0	0	0	0	0	0.0%	2	0	0	0.0%	11:22	2	0
37	Rich Peverley	6	0	2	2	0	0	0	0	4	0.0%	0	37	16	43.2%	8:51	2	3
17	Jan Hlavac	6	0	2	2	2	0	0	0	10	0.0%	-4	4	2	50.0%	18:12	6	1
7	Jonathon Blum	12	0	2	2	0	0	0	0	11	0.0%	2	0	0	0.0%	18:51	14	24

# PLAYOFFS

## ALL-TIME PLAYOFF STATISTICS

NO	PLAYER	GP	G	A	PTS	PIM	PP	SH	GW	S	%	+/-	TF	FW	F%	MIN	H	BS
52	Matt Irwin	34	0	2	2	6	0	0	0	16	0.0%	0	0	0	0.0%	11:47	65	45
18	Mike Santorelli	4	1	0	1	0	0	0	0	7	14.3%	2	1	1	100.0%	13:20	4	1
14	Radek Bonk	6	1	0	1	2	0	0	0	12	8.3%	-3	85	47	55.3%	17:56	9	5
7	Greg de Vries	6	1	0	1	2	0	0	1	3	33.3%	-2	0	0	0.0%	19:40	7	9
9	Sergei Zholtok	6	1	0	1	0	1	0	0	6	16.7%	-3	60	21	35.0%	10:33	0	0
5	Brad Bombardir	6	0	1	1	2	0	0	0	3	0.0%	1	0	0	0.0%	19:38	0	0
55	Cody McLeod	15	1	0	1	27	0	0	1	11	9.1%	-1	0	2	0.0%	6:50	52	1
24	Scott Walker	11	0	1	1	12	0	0	0	19	0.0%	-3	11	2	18.2%	18:16	5	2
15	Josh Langfeld	1	0	0	0	0	0	0	0	0	0.0%	0	0	0	0.0%	6:30	1	0
39	Anders Lindback	1	0	0	0	0	0	0	0	0	0.0%	--	--	--	--	--	--	--
19	Jim McKenzie	1	0	0	0	0	0	0	0	0	0.0%	0	0	0	0.0%	3:32	0	0
24	Eric Nystrom	1	0	0	0	2	0	0	0	0	0.0%	0	0	0	0.0%	9:22	1	0
94	Yanic Perreault	1	0	0	0	2	0	0	0	2	0.0%	0	10	6	60.0%	10:09	0	0
20	Anton Volchenkov	1	0	0	0	2	0	0	0	0	0%	0	0	0	0%	13:51	0	1
14	Ramzi Abid	2	0	0	0	0	0	0	0	0	0.0%	-1	0	0	0.0%	5:17	1	0
38	Jack Hillen	2	0	0	0	2	0	0	0	1	0.0%	1	0	0	0.0%	7:53	0	0
7	Scottie Upshall	2	0	0	0	0	0	0	0	4	0.0%	0	0	0	0.0%	11:56	5	0
24	Brandon Bochenski	3	0	0	0	0	0	0	0	4	0.0%	-1	0	0	0.0%	6:36	1	0
30	Carter Hutton	3	0	0	0	0	0	0	0	0	0.0%	--	--	--	--	--	--	--
25	Victor Bartley	4	0	0	0	2	0	0	0	3	0.0%	0	0	0	0.0%	11:21	10	7
14	Dustin Boyd	4	0	0	0	0	0	0	0	4	0.0%	-1	16	9	56.3%	7:03	4	1
74	Juuse Saros	4	0	0	0	0	0	0	0	0	0.0%	--	--	--	--	--	--	--
41	Taylor Beck	5	0	0	0	2	0	0	0	6	0.0%	-2	0	0	0.0%	12:55	14	9
75	Hal Gill	5	0	0	0	0	0	0	0	3	0.0%	2	0	0	0.0%	15:07	7	7
34	Shane Hnidy	5	0	0	0	6	0	0	0	4	0.0%	0	0	0	0.0%	12:31	0	0
55	Danny Markov	5	0	0	0	6	0	0	0	6	0.0%	-1	0	0	0.0%	19:21	8	7
30	Chris Mason	5	0	0	0	0	0	0	0	0	0.0%	--	--	--	--	--	--	--
11	P.A. Parenteau	5	0	0	0	0	0	0	0	6	0.0%	0	0	1	0.0%	9:23	3	4
19	Brendan Witt	5	0	0	0	12	0	0	0	5	0.0%	-3	0	0	0.0%	17:07	19	12
16	Cody Bass	6	0	0	0	2	0	0	0	3	0.0%	-2	26	12	46.2%	6:12	15	2
25	Alexei Emelin	10	0	0	0	0	0	0	0	2	0.0%	-1	0	0	0	11:31	17	12
29	Tomas Vokoun	11	0	0	0	2	0	0	0	0	0.0%	--	--	--	--	--	--	--
55	Shane O'Brien	12	0	0	0	18	0	0	0	6	0.0%	-2	0	0	0.0%	16:47	42	20
5	Barret Jackman	14	0	0	0	22	0	0	0	6	0.0%	1	0	0	0.0%	12:45	20	17

PLAYOFFS



# PLAYOFFS

## ALL-TIME PLAYOFF STATISTICS

NO	GOALIE	GP	MINS	GAA	W	L	SO	GA	SA	SV%	G	A	PIM
35	Pekka Rinne	83	4979	2.45	43	40	5	203	2392	.915	0	6	4
29	Tomas Vokoun	11	680	2.47	3	8	1	28	360	.922	0	0	2
39	Dan Ellis	6	357	2.52	2	4	0	15	240	.938	0	0	0
30	Chris Mason	5	296	3.45	1	4	0	17	171	.901	0	0	0
74	Jusse Saros	6	171	1.76	0	0	0	5	59	.915	0	0	0
30	Carter Hutton	3	20	3.00	0	0	0	1	3	.667	0	0	0
39	Anders Lindback	1	13	0.00	0	0	0	0	9	1.000	0	0	0

# PLAYOFFS

## PLAYOFF LEADERBOARD

CAREER	PLAYOFF SEASON			PLAYOFF SERIES			
<b>GAMES PLAYED</b>							
Mike Fisher	71						
Roman Josi	65						
Shea Weber	59						
Ryan Ellis	58						
Mattias Ekholm	55						
Filip Forsberg	55						
<b>GOALS</b>							
Filip Forsberg	22	Filip Forsberg	2017	9	Filip Forsberg	2017 WCF vs. ANA	5
James Neal	14	Filip Forsberg	2018	7	Colin Wilson	2015 WCO vs. CHI	5
Shea Weber	13	Joel Ward	2011	7	10 tied		4
David Legwand	13	Roman Josi	2017	6			
Colin Wilson	13	David Legwand	2011	6			
Ryan Johansen	12	James Neal	2017	6			
		Colton Sissons	2017	6			
<b>ASSISTS</b>							
Ryan Johansen	23	Viktor Arvidsson	2017	10	Filip Forsberg	2018 WCS vs. WPG	5
Ryan Ellis	22	Ryan Johansen	2017	10	Ryan Johansen	2018 WCS vs. WPG	5
Mattias Ekholm	21	P.K. Subban	2017	10	Mattias Ekholm	2018 WCO vs. COL	5
Filip Forsberg	20	Mattias Ekholm	2017	10	Ryan Johansen	2017 WCO vs. CHI	5
Roman Josi	20	Filip Forsberg	2018	9	Viktor Arvidsson	2017 WCF vs. ANA	5
Five tied	15	Ryan Johansen	2018	9	Mattias Ekholm	2017 WCF vs. ANA	5
					Four others tied		5
<b>POINTS</b>							
Filip Forsberg	42	Filip Forsberg	2018	16	Filip Forsberg	2018 WCS vs. WPG	10
Ryan Johansen	35	Filip Forsberg	2017	16	Ryan Johansen	2018 WCS vs. WPG	9
Roman Josi	28	Ryan Johansen	2018	14	Colin Wilson	2016 WCS vs. S.J.	8
David Legwand	28	Roman Josi	2017	14	Joel Ward	2011 WCS vs. VAN	8
Shea Weber	28	Five tied	2016	13	Five tied		7
<b>PENALTY MINUTES</b>							
Jordin Tootoo	63	Mattias Ekholm	2017	38	Scott Hartnell	2007 WCO vs. S.J.	28
Shea Weber	57	P.K. Subban	2017	29	Austin Watson	2017 SCF vs. PIT	24
Mattias Ekholm	56	Austin Watson	2017	28	Paul Gaustad	2015 WCO vs. CHI	22
David Legwand	46	Scott Hartnell	2007	28	Jordin Tootoo	2011 WCO vs. ANA	22
Austin Watson	40	Jordin Tootoo	2011	28	Jordin Tootoo	2007 WCO vs. S.J.	21
<b>GOALTENDING</b>							
<b>CAREER</b>							
<b>GAMES PLAYED</b>							
Pekka Rinne	83	Pekka Rinne	2017	22	Pekka Rinne	2018 WCS vs. WPG	7
Tomas Vokoun	11	Pekka Rinne	2016	14	Pekka Rinne	2016 WCS vs. S.J.	7
Dan Ellis	6	Pekka Rinne	2018	13	Pekka Rinne	2016 WCO vs. ANA	7
Juuse Saros	6	Pekka Rinne	2011	12			
Chris Mason	5						
<b>MINUTES</b>							
Pekka Rinne	4,979	Pekka Rinne	2017	1,289	Pekka Rinne	2016 WCS vs. S.J.	449
Tomas Vokoun	680	Pekka Rinne	2016	866	Pekka Rinne	2015 WCO vs. CHI	425
Dan Ellis	357	Pekka Rinne	2011	748	Pekka Rinne	2016 WCO vs. ANA	417
Chris Mason	296	Pekka Rinne	2018	684	Pekka Rinne	2011 WCS vs. VAN	402
<b>SHUTOUTS</b>							
Pekka Rinne	5	Pekka Rinne	2018	2	Pekka Rinne	2017 WCO vs. CHI	2
Tomas Vokoun	1	Pekka Rinne	2017	2	Pekka Rinne	2012 WCS vs. PHX	1
		Pekka Rinne	2012	1	Tomas Vokoun	2004 WCO vs. DET	1
<b>GAA (MIN. 4 GP)</b>							
Juuse Saros	1.76	Juuse Saros	2018	1.06	Pekka Rinne	2017 WCO vs. CHI	0.75
Pekka Rinne	2.45	Pekka Rinne	2017	1.96	Pekka Rinne	2012 WCO vs. DET	1.81
Tomas Vokoun	2.47	Tomas Vokoun	2004	2.02	Pekka Rinne	2017 WCS vs. STL	1.83
Dan Ellis	2.52	Pekka Rinne	2012	2.07	Pekka Rinne	2011 WCS vs. VAN	1.94
<b>SAVE % (MIN. 4 GP)</b>							
Dan Ellis	.938	Juuse Saros	2018	.952	Pekka Rinne	2017 WCO vs. CHI	.976
Tomas Vokoun	.922	Tomas Vokoun	2004	.939	Pekka Rinne	2012 WCO vs. DET	.944
Pekka Rinne	.915	Dan Ellis	2008	.938	Tomas Vokoun	2004 WCO vs. DET	.939
Juuse Saros	.915	Pekka Rinne	2017	.930	Dan Ellis	2008 WCO vs. DET	.938
<b>WINS</b>							
Pekka Rinne	43	Pekka Rinne	2017	14	Pekka Rinne	2018 WCO vs. COL	4
Tomas Vokoun	3	Pekka Rinne	2018	7	Pekka Rinne	2017 WCF vs. ANA	4
Dan Ellis	2	Pekka Rinne	2016	7	Pekka Rinne	2017 WCS vs. STL	4
Chris Mason	1	Pekka Rinne	2011	6	Pekka Rinne	2017 WCO vs. CHI	4
		Pekka Rinne	2012	5			

# PLAYOFFS

## PLAYOFF YEAR-BY-YEAR LEADERS

SEASON	GOALS	ASSISTS	POINTS	PIM	
2004	Hall/Orszagh	2 Jason York	3 Four tied with	3 Kimmo Timonen	10
2006	Three tied with	2 Paul Kariya	5 Paul Kariya	7 Sillinger/Witt	12
2007	J-P Dumont	4 Legwand/Weber	3 J-P Dumont	6 Scott Hartnell	28
2008	Radulov/Tootoo	2 Erat/Weber/Zidlicky	3 Three tied with	4 Zidlicky/Erat	8
2010	Martin Erat	4 David Legwand	5 David Legwand	7 David Legwand	8
2011	Joel Ward	7 Joel Ward	6 Joel Ward	13 Jordin Tootoo	28
2012	Three tied with	3 Alexander Radulov	5 Legwand/Radulov	6 Legwand/Josi	10
2015	Colin Wilson	5 Jones/Ribeiro	4 Filip Forsberg	6 Paul Gaustad	22
2016	Wilson/Fisher	5 Wilson/Josi	8 Colin Wilson	13 Barret Jackman	22
2017	Filip Forsberg	9 Four tied with	10 Filip Forsberg	16 Mattias Ekholm	38
2018	Filip Forsberg	7 Forsberg/Johansen	9 Filip Forsberg	16 Ekholm/Watson	12

SEASON	PPG	SHG	GWG	SHOTS	
2004	Sergei Zholtok	1 David Legwand	1 Hall/Sullivan	1 Scott Walker	14
2006	Paul Kariya	2 Kimmo Timonen	1 Adam Hall	1 Kimmo Timonen	17
2007	Three tied with	1 J-P Dumont	1 J-P Dumont	1 Legwand/Weber	14
2008	Radulov/Hamhuis	1	Arnott/de Vries	1 Alexander Radulov	14
2010	Jason Arnott	1 Joel Ward	1 Legwand/Dumont	1 Jason Arnott	26
2011	Ward/Weber	2 David Legwand	2 Six tied with	1 Patric Hornqvist	43
2012	Five tied with	1	David Legwand	2 Patric Hornqvist	36
2015	Colin Wilson	4	Smith/Wilson	1 Craig Smith	33
2016	Four tied with	1	Shea Weber	2 James Neal	47
2017	Josi/Ellis/Wilson	2	Three tied with	2 Roman Josi	76
2018	P.K. Subban	4 Ryan Johansen	1 Seven tied with	1 Filip Forsberg	58

SEASON	SHOOTING %	POINTS (DEFENSEMAN)	PLUS-MINUS RATING	AVERAGE TIME ON ICE	
2004	Vladimir Orszagh	40.0 Jason York	3 Greg Johnson	+4 Kimmo Timonen	24:15
2006	Shea Weber	50.0 Kimmo Timonen	4 Ten tied with	E Kimmo Timonen	24:42
2007	Dumont/Fiddler	50.0 Shea Weber	3 J-P Dumont	+4 Kimmo Timonen	24:32
2008	Greg de Vries	33.3 Shea Weber	4 Greg Zanon	+2 Dan Hamhuis	22:47
2010	J-P Dumont	28.6 Shea Weber	3 David Legwand	+5 Shea Weber	24:26
2011	Haischuk/Sullivan	28.6 Franson/Suter	6 Tootoo/Ward	+4 Ryan Suter	28:51
2012	Andrei Kostitsyn	25.0 Suter/Klein	4 Francis Bouillon	+7 Ryan Suter	28:49
2015	Colin Wilson	26.3 Seth Jones	4 Ellis/Ekholm	+4 Roman Josi	36:00
2016	Colin Wilson	18.5 Roman Josi	9 Colin Wilson	+8 Roman Josi	27:57
2017	Frédéric Gaudreau	42.9 Roman Josi	14 Filip Forsberg	+14 Roman Josi	25:46
2018	Yannick Weber	33.3 P.K. Subban	9 Mattias Ekholm	+4 P.K. Subban	26:35

SEASON	HITS	BLOCKED SHOTS	
2006	Brendan Witt	19 Eaton/Witt	12
2007	Peter Forsberg	16 Kimmo Timonen	9
2008	Shea Weber	18 Zanon/Zidlicky	12
2010	Hambuis/Weber	18 Shea Weber	14
2011	Shane O'Brien	42 Kevin Klein	27
2012	Mike Fisher	33 Kevin Klein	22
2015	Viktor Stalberg	31 Roman Josi	27
2016	Shea Weber	48 Roman Josi	38
2017	Austin Watson	106 Ryan Ellis	51
2018	Austin Watson	37 Mattias Ekholm	27

SEASON	GAA	WINS	SAVE PERCENTAGE	
2004	Tomas Vokoun	2.02 Tomas Vokoun	2 Tomas Vokoun	.939
2006	Chris Mason	3.45 Chris Mason	1 Chris Mason	.901
2007	Tomas Vokoun	2.96 Tomas Vokoun	1 Tomas Vokoun	.902
2008	Dan Ellis	2.52 Dan Ellis	2 Dan Ellis	.938
2010	Pekka Rinne	2.68 Pekka Rinne	2 Pekka Rinne	.911
2011	Pekka Rinne	2.57 Pekka Rinne	6 Pekka Rinne	.907
2012	Pekka Rinne	2.07 Pekka Rinne	5 Pekka Rinne	.929
2015	Pekka Rinne	2.68 Pekka Rinne	2 Pekka Rinne	.909
2016	Pekka Rinne	2.63 Pekka Rinne	7 Pekka Rinne	.906
2017	Pekka Rinne	1.96 Pekka Rinne	14 Pekka Rinne	.930
2018	Juuse Saros	1.05 Pekka Rinne	7 Juuse Saros	.952

# PLAYOFFS

## PLAYOFF FIRSTS

### FIRST GAME

April 7, 2004

Nashville Predators 1, Detroit Red Wings 3

Joe Louis Arena

**Attendance:** 20,066 (sellout)

**Coaches:** Barry Trotz (head coach), Brent Peterson (associate coach) and Peter Horachek (assistant coach)

**Captain:** Greg Johnson

### Starting Line-up

Left Wing - Scott Hartnell

Center - Greg Johnson

Right Wing - Adam Hall

Defenseman - Mark Eaton

Defenseman - Kimmo Timonen

Goaltender - Tomas Vokoun

**Players Dressed:** Tomas Vokoun, Chris Mason, Dan Hamhuis, Marek Zidlicky, Mark Eaton, Brad Bombardir, Sergei Zholtok, Martin Erat, David Legwand, Scott Hartnell, Adam Hall, Jim McKenzie, Andreas Johansson, Greg Johnson, Scott Walker, Steve Sullivan, Jason York, Jeremy Stevenson, Vladimir Orszagh, Kimmo Timonen

**Did Not Dress:** Jamie Allison, Denis Arhipov, Shane Hnidy, Jordin Tootoo

### FIRST WIN

**At Home:** 4/11/04 vs. Detroit (3-1)

**On Road:** 4/16/10 at Chicago (4-1)

**In Overtime:** 4/22/11 at Anaheim (4-3)

### FIRST LOSS

**At Home:** 4/17/04 vs. Detroit (2-0)

**On Road:** 4/7/04 vs. Detroit (3-1)

**In Overtime:** 4/11/07 vs. San Jose (5-4 2OT)

### FIRST SERIES VICTORY

2011 WCQ vs. Anaheim (4 games to 2)

### FIRST GAME SEVEN VICTORY

2016 WCQ at Anaheim (2-1)

### FIRST SERIES SWEEP

2017 WCQ vs. Chicago

### FIRST GOAL

Adam Hall (Johnson, Hartnell) at 0:16 of the first period at Detroit on 4/7/04 (3-1 loss)

**Players on ice:** Hall, Johnson, Hartnell, Eaton, Timonen

### FIRST GOAL AGAINST

Kris Draper (Maltby, Thomas) at 0:37 of the third period at Detroit on 4/7/04 (3-1 loss)

### FIRST HAT TRICK

Filip Forsberg (3g), 4/23/15 in 5-2 win vs. Chicago

### FIRST HAT TRICK AGAINST

Patrick Marleau (3g), 4/27/06 in 5-4 loss at San Jose

### FIRST TWO-POINT GAME

Adam Hall (1g-1a) vs. Detroit on 4/11/04 (3-1 win)

### FIRST THREE/FOUR-POINT GAME

Paul Kariya (4a) vs. San Jose on 4/2/06 (4-3 win)

### FIRST GAME-WINNING GOAL

Adam Hall at 19:45 of the first period vs. Detroit on 4/11/04 (3-1 win)

### FIRST POWER-PLAY GOAL

Sergei Zholtok (York, Sullivan) at 19:22 of the second period vs. Detroit on 4/15/04 (4-1 loss)

### FIRST POWER-PLAY GOAL AGAINST

Mathieu Schneider (Lidstrom, Shanahan) at 17:15 of the third period at Detroit on 4/10/04 (2-1 loss)

### FIRST SHORTHANDED GOAL

David Legwand (unassisted) at 18:23 of the first period vs. Detroit on 4/11/04 (3-1 win)

### FIRST SHORTHANDED GOAL AGAINST

Brendan Shanahan (Yzerman, Chelios) at 13:18 of the first period at Detroit on 4/15/04 (4-1 loss)

### FIRST OVERTIME GOAL

Jerred Smithson (Tootoo, Spaling) at 1:57 of OT at Anaheim on 4/22/11 (4-3 win)

### FIRST OVERTIME GOAL AGAINST

Patrick Rissmiller (Marleau, Grier) at 8:14 of double OT vs. San Jose on 4/11/07 (5-4 loss)

### FIRST MINOR PENALTY

Vladimir Orszagh (tripping) at 6:19 of the first period at Detroit on 4/7/04 (3-1 win)

### FIRST MAJOR PENALTY

Kimmo Timonen (10:00 misconduct) at 20:00 of the third period at Detroit on 4/10/2004 (2-1 loss)

### FIRST PENALTY SHOT

Steve Sullivan at 1:31 of the first period vs. Detroit (Manny Legace) on 4/7/04 (3-1 loss)

### GOALTENDER FIRSTS

#### FIRST WIN

**At Home:** Tomas Vokoun vs. Detroit on 4/11/04 (3-1 win)

**On Road:** Pekka Rinne at Chicago on 4/16/10 (4-1 win)

#### FIRST LOSS

**At Home:** Tomas Vokoun vs. Detroit on 4/17/04 (2-0 loss)

**On Road:** Tomas Vokoun vs. Detroit on 4/7/04 (3-1 loss)

#### FIRST SHUTOUT

Tomas Vokoun vs. Detroit on 4/13/04 (41 saves, 3-0 win)

#### FIRST SHUTOUT AGAINST

4/17/04 vs. Detroit (Curtis Joseph, 15 saves, 2-0 loss)

# PLAYOFFS

## ALL-TIME RECORDS/SITUATIONALS

Team	Series	W	L	GP	W	L	GF	GA	Last Mtg.	Round	Result
Anaheim	3	3	0	19	12	7	57	53	2017	WCF	W 4-2
Chicago	3	1	2	16	8	8	49	39	2017	WCQ	W 4-0
Colorado	1	1	0	6	4	2	22	15	2018	WCO	W 4-2
Detroit	3	1	2	17	8	9	34	38	2012	WCO	W 4-1
St. Louis	1	1	0	6	4	2	15	11	2017	WCS	W 4-2
Phoenix	1	0	1	5	1	4	9	12	2012	WCS	L 1-4
Pittsburgh	1	0	1	6	2	4	13	19	2017	SCF	L 2-4
San Jose	3	0	3	17	5	12	41	58	2016	WCS	L 3-4
Vancouver	1	0	1	6	2	4	11	14	2011	WCS	L 2-4
Winnipeg	1	0	1	7	3	4	19	27	2018	WCS	L 3-4

### PLAYOFF SERIES RESULTS VS. OPPONENTS

#### ANAHEIM

2011 - WCO - Nashville won best-of-seven series 4-2, outscoring Anaheim 22-20.  
 2016 - WCO - Nashville won best-of-seven series 4-3, outscoring Nashville 18-14.  
 2017 - WCF - Nashville won best-of-seven series 4-2, outscoring Anaheim 19-15

#### CHICAGO

2010 - WCO - Chicago won best-of-seven series 4-2, outscoring Nashville 17-15.  
 2015 - WCO - Chicago won best-of-seven series 4-2, outscoring Chicago 21-19.  
 2017 - WCO - Nashville won best-of-seven series 4-0, outscoring Chicago 13-3.

#### COLORADO

2018 - WCO - Nashville won best-of-seven series 4-2, outscoring Colorado 22-15.

#### DETROIT

2004 - WCO - Detroit won best-of-seven series 4-2, outscoring Nashville 12-9.  
 2008 - WCO - Detroit won best-of-seven series 4-2, outscoring Nashville 17-12.  
 2012 - WCO - Nashville won best-of-seven series 4-1, outscoring Detroit 13-9.

#### PHOENIX

2012 - WCS - Phoenix won best-of-seven series 4-1, outscoring Nashville 12-9.

#### PITTSBURGH

2017 - SCF - Pittsburgh won best-of-seven series 4-2, outscoring Nashville 19-13.

#### ST. LOUIS

2017 - WCS - Nashville won best-of-seven series 4-2, outscoring St. Louis 15-11.

#### SAN JOSE

2006 - WCO - San Jose won best-of-seven series 4-1, outscoring Nashville 17-10.  
 2007 - WCO - San Jose won best-of-seven series 4-1, outscoring Nashville 16-14.  
 2016 - WCO - San Jose won best-of-seven series 4-3, outscoring Nashville 25-17.

#### VANCOUVER

2011 - WCS - Vancouver won best-of-seven series, 4-2, outscoring Nashville 14-11.

#### WINNIPEG

2018 - WCS - Winnipeg won best-of-seven series, 4-3, outscoring Nashville 27-19.

### PLAYOFF SERIES SITUATIONAL STATS

W-L record:	57-58
Series record:	7-11
Record in Conference Quarterfinals:	5-6
W-L record in Conference Quarterfinals:	34-34
Record in Conference Semifinals:	1-4
W-L record in Conference Semifinals:	13-18
Record in Conference Final:	1-0
W-L record in Conference Final:	4-2
Record in Stanley Cup Final:	0-1
W-L record in Stanley Cup Final:	2-4

### SERIES RECORD...

When winning Game 1 of a playoff series:	7-2
When losing Game 1 of a playoff series:	0-9
When winning the first two games of a playoff series:	3-0
When losing the first two games of a playoff series:	0-5
When splitting the first two games of a playoff series:	4-6
When winning the first three games of a playoff series:	1-0
When losing the first three games of a playoff series:	0-0
When winning two of the first three games of a playoff series:	6-1
When losing two of the first three games of a playoff series:	0-10
When winning three of the first four games of a playoff series:	3-0
When losing three of the first four games of a playoff series:	0-5
When splitting the first four games of a playoff series:	3-6
When winning three of the first five games of a playoff series:	5-0
When losing three of the first five games of a playoff series:	1-10
When splitting the first six games of a playoff series:	1-2
Nashville series sweeps:	1
Sweeps against Nashville:	0
W-L record when facing elimination:	6-11
W-L record in Game 7's:	1-2



# PLAYOFFS

## HAT TRICKS/PENALTY SHOTS/SHUTOUTS

### PREDATORS' HAT TRICKS

NO.	DATE	PLAYER	SCORE	GOALTENDER
1	4/23/15	Filip Forsberg	Chicago 2 at Nashville 5	Scott Darling
2	5/22/17	Colton Sissons	Anaheim 3 at Nashville 6	Jonathan Bernier

### OPPONENTS' HAT TRICKS

NO.	DATE	PLAYER	SCORE	GOALTENDER
1	4/27/06	Patrick Marleau	Nashville 4 at San Jose 5	Chris Mason

### PREDATORS' PENALTY SHOTS

NO.	DATE	PLAYER	GOALTENDER	SCORE	RESULT
1	4/7/04	Steve Sullivan	Manny Legace	Nashville 1 at Detroit 3	SAVE
2	4/20/10	Martin Erat	Antti Niemi	Chicago 1 at Nashville 4	GOAL

### OPPONENTS' PENALTY SHOTS

NO.	DATE	PLAYER	GOALTENDER	SCORE	RESULT
NONE					

### PREDATORS' SHUTOUTS

NO.	DATE	GOALTENDER	SAVES	SCORE
1	4/13/04	Tomas Vokoun	41	Detroit 0 at Nashville 3
2	5/2/12	Pekka Rinne	32	Phoenix 0 at Nashville 2
3	4/13/17	Pekka Rinne	29	Nashville 1 at Chicago 0
4	4/15/17	Pekka Rinne	30	Nashville 5 at Chicago 0
5	4/22/18	Pekka Rinne	22	Nashville 5 at Colorado 0
6	5/07/18	Pekka Rinne	34	Nashville 4 at Winnipeg 0

### OPPONENTS' SHUTOUTS

NO.	DATE	GOALTENDER	SAVES	SCORE
1	4/17/04	Curtis Joseph	15	Detroit 2 at Nashville 0
2	4/23/06	Vesa Toskala	25	San Jose 3 at Nashville 0
3	4/20/08	Chris Osgood	20	Detroit 3 at Nashville 0
4	4/18/10	Antti Niemi	23	Nashville 0 at Chicago 2
5	4/22/10	Antti Niemi	33	Chicago 3 at Nashville 0
6	4/28/11	Roberto Luongo	20	Nashville 0 at Vancouver 1
7	5/4/12	Mike Smith	25	Phoenix 1 at Nashville 0
8	4/19/16	Frederik Andersen	27	Anaheim 3 at Nashville 0
9	5/12/16	Martin Jones	20	Nashville 0 at San Jose 5
10	6/8/17	Matthew Murray	24	Nashville 0 at Pittsburgh 6
11	6/11/17	Matthew Murray	27	Pittsburgh 2 at Nashville 0

# PLAYOFFS

## OVERTIME HISTORY

YEAR	HOME				AWAY				OVERALL			
	GP	W	L	PCT	GP	W	L	PCT	GP	W	L	PCT
2007	1	0	1	.000	0	0	0	.000	1	0	1	.000
2008	0	0	0	.000	1	0	1	.000	1	0	1	.000
2010	0	0	0	.000	1	0	1	.000	1	0	1	.000
2011	1	0	1	.000	2	2	0	1.000	3	2	1	.667
2012	0	0	0	.000	1	0	1	.000	1	0	1	.000
2015	1	0	1	.000	1	0	1	.000	2	0	2	.000
2016	2	2	0	1.000	0	0	0	.000	2	2	0	1.000
2017	2	1	1	.500	1	1	0	1.000	3	2	1	.667
2018	1	0	0	1.000	0	0	0	.000	1	1	0	1.000

GOALTENDER RECORD	TEAM RECORD VS NHL								
	GP	W	L	PCT	GP	W	L	PCT	
Pekka Rinne	13	7	6	.583	Anaheim	3	2	1	.667
Dan Ellis	1	0	1	.000	San Jose	3	2	1	.667
Tomas Vokoun	1	0	1	.000	Vancouver	2	1	1	.500
					Chicago	4	1	3	.250
					Detroit	1	0	1	.000
					Phoenix	1	0	1	.000
					Winnipeg	1	1	0	1.000

PREDATORS SCORING	OPPOSING GOALTENDERS							
	G	A	PTS	GP	W	L	PCT	
Kevin Fiala	2	0	2	Scott Darling (CHI)	1	1	0	1.000
James Neal	1	1	2	Evgeni Nabokov (SJS)	1	1	0	1.000
Nick Spaling	0	2	2	Antti Niemi (CHI)	1	1	0	1.000
Mattias Ekholm	0	2	2	Chris Osgood (DET)	1	1	0	1.000
Viktor Arvidsson	1	0	1	Mike Smith (PHX)	1	1	0	1.000
Mike Fisher	1	0	1	John Gibson (ANA)	2	1	1	.500
Matt Halischuk	1	0	1	Roberto Luongo (VAN)	2	1	1	.500
Jerred Smithson	1	0	1	Corey Crawford (CHI)	1	0	1	.000
Pekka Rinne	0	1	1	Ray Emery (ANA)	1	0	1	.000
Miikka Salomaki	0	1	1	Martin Jones (SJS)	2	0	2	.000
Ryan Suter	0	1	1	Connor Hellebuyck (WPG)	0	1	0	.000
Jordin Tootoo	0	1	1					
Colin Wilson	0	1	1					
Calle Järnkrok	0	1	1					
P.K. Subban	0	1	1					
Craig Smith	0	1	1					
Kyle Turris	0	1	1					

OPPONENTS SCORING				OVERTIME DECISIONS			
G	A	PTS					
Marian Hossa (CHI)	1	1	2	<b>1</b>	4/1/07 (Game 1 of WCO): SAN JOSE 5 at Nashville 4 (Rissmiller, 8:14 2OT)		
Johan Franzén (DET)	1	0	1		Goaltenders: Vokoun/Nabokov		
Corey Perry	1	0	1	<b>2</b>	4/18/08 (Game 5 of WCO): Nashville 1 at DETROIT 2 (Franzen, 1:48 OT)		
Duncan Keith (CHI)	1	0	1		Goaltenders: Ellis/Osgood		
Ryan Kesler (VAN)	1	0	1	<b>3</b>	4/24/10 (Game 5 of WCO): Nashville 4 at CHICAGO 5 (Hossa, 4:07 OT)		
Patrick Rissmiller (SJS)	1	0	1		Goaltenders: Rinne/Niemi		
Brent Seabrook (CHI)	1	0	1	<b>4</b>	4/22/11 (Game 5 of WCO): NASHVILLE 4 at Anaheim 3 (Smithson, 1:57 OT)		
Ray Whitney (PHX)	1	0	1		Goaltenders: Rinne/Emery		
Brian Bickell (CHI)	0	1	1	<b>5</b>	4/30/11 (Game 2 of WCS): NASHVILLE 2 at Vancouver 1 (Halischuk, 14:51 2OT)		
Dave Bolland (CHI)	0	1	1		Goaltenders: Rinne/Luongo		
Christian Ehrhoff (VAN)	0	1	1	<b>6</b>	5/3/11 (Game 3 of WCS): VANCOUVER 3 at Nashville 2 (Kesler, 10:45 OT)		
Mike Grier (SJS)	0	1	1		Goaltenders: Rinne/Luongo		
Martin Hanzal (PHX)	0	1	1	<b>7</b>	4/27/12 (Game 1 of WCS): Nashville 3 at PHOENIX 4 (Whitney, 14:04 OT)		
Patrick Kane (CHI)	0	1	1		Goaltenders: Rinne/Smith		
Niklas Kronwall (DET)	0	1	1	<b>8</b>	4/15/15 (Game 1 of WCO): CHICAGO 4 at Nashville 3 (Keith, 7:49 2OT)		
Patrick Marleau (SJS)	0	1	1		Goaltenders: Rinne/Darling		
Mikael Samuelsson (VAN)	0	1	1	<b>9</b>	4/21/15 (Game 4 of WCO): Nashville 2 at CHICAGO 3 (Seabrook, 1:00 3OT)		
Brent Sopel (CHI)	0	1	1		Goaltenders: Rinne/Darling		
Jonathan Toews (CHI)	0	1	1	<b>10</b>	5/15/16 (Game 4 of WCS): San Jose 3 at NASHVILLE 4 (Fisher, 11:12 3OT)		
					Goaltenders: Jones/Rinne		
				<b>11</b>	5/9/16 (Game 6 of WCS): San Jose 3 at NASHVILLE 4 (Arvidsson, 2:03 OT)		
					Goaltenders: Rinne/Jones		
				<b>12</b>	4/13/17 (Game 3 of WCO): Chicago 2 at NASHVILLE 3 (Fiala, 16:44)		
					Goaltenders: Rinne/Crawford		
				<b>13</b>	5/12/17 (Game 1 of WCF): NASHVILLE 3 at Anaheim 2 (Neal, 9:24)		
					Goaltenders: Rinne/Gibson		
				<b>14</b>	5/18/17 (Game 4 of WCF): ANAHEIM 3 at Nashville 2 (Perry, 10:25)		
					Goaltenders: Rinne/Gibson		
				<b>15</b>	5/29/18 (Game 2 of WCS): Winnipeg 4 at Nashville 5 (Fiala, 5:37)		
					Goaltenders: Rinne/Hellebuyck		

# PLAYOFFS

## YEAR-BY-YEAR SCORING

### 2004 PLAYOFF SCORING

Pos	No	Player	GP	Avg. TOI	Shifts/Game	G	A	PTS	+/-	PIM	PP	SH	GW	S	S%	F/O W-L	F/O Win%
RW	18	Adam Hall	6	18:29	26.7	2	1	3	3	2	0	0	1	13	15.4	27-44	38.0
C	22	Greg Johnson	6	17:47	27.2	1	2	3	4	0	0	0	7	14.3	44-51	46.3	
LW	17	Scott Hartnell	6	15:37	22.2	1	2	3	3	2	0	0	0	11	9.1	1-7	12.5
D	27	Jason York	6	21:27	30.8	0	3	3	2	4	0	0	0	9	0.0	0-0	0.0
RW	33	Vladimir Orszagh	6	16:08	23.7	2	0	2	-2	4	0	0	5	40.0	1-0	100.0	
RW	26	Steve Sullivan	6	18:57	24.0	1	1	2	-4	6	0	0	1	13	7.7	11-22	33.3
D	2	* Dan Hamhuis	6	20:29	26.3	0	2	2	-2	6	0	0	0	4	0.0	0-0	0.0
C	11	David Legwand	6	15:41	22.3	1	0	1	8	0	1	0	8	12.5	43-48	47.2	
C	9	Sergei Zholtok	6	10:33	16.2	1	0	1	-3	0	1	0	6	16.7	21-39	35.0	
D	5	Brad Bombardir	6	19:38	30.7	0	1	1	1	2	0	0	0	3	0.0	0-0	0.0
LW	10	Martin Erat	6	14:08	21.3	0	1	1	-2	6	0	0	0	6	0.0	2-2	50.0
RW	24	Scott Walker	6	20:09	25.5	0	1	1	-3	6	0	0	0	14	0.0	2-5	28.6
LW	19	Jim McKenzie	1	3:32	7.0	0	0	0	0	0	0	0	0	0	0.0	0-0	0.0
D	3	Marek Zidlicky	1	2:16	3.0	0	0	0	0	0	0	0	0	0	0.0	0-0	0.0
D	34	Shane Hnidy	5	12:31	18.8	0	0	0	6	0	0	0	4	0.0	0-0	0.0	
RW	55	* Jordin Tootoo	5	5:09	8.0	0	0	0	0	4	0	0	0	2	0.0	0-0	0.0
D	4	Mark Eaton	6	19:50	28.8	0	0	0	-2	2	0	0	0	6	0.0	0-0	0.0
LW	21	Andreas Johansson	6	15:17	21.7	0	0	0	-3	0	0	0	5	0.0	13-28	31.7	
LW	28	Jeremy Stevenson	6	6:43	11.0	0	0	0	-1	8	0	0	0	3	0.0	0-0	0.0
D	44	Kimmo Timonen	6	24:15	28.5	0	0	0	-3	10	0	0	0	9	0.0	0-0	0.0

No	Goaltender	GP	Mins	GAA	W	L	SO	GA	SA	SV%	G	A	PIM
29	Tomas Vokoun	6	356	2.02	2	4	1	12	197	.939	0	0	0
<b>NASHVILLE Totals</b>		<b>6</b>	<b>360</b>	<b>2.00</b>	<b>2</b>	<b>4</b>	<b>1</b>	<b>12</b>	<b>197</b>	<b>.939</b>	<b>0</b>	<b>0</b>	<b>0</b>

### 2006 PLAYOFF SCORING

Pos	No	Player	GP	Avg. TOI	Shifts/Game	G	A	PTS	+/-	PIM	PP	SH	GW	S	S%	F/O W-L	F/O Win%
LW	9	Paul Kariya	5	20:46	24.6	2	5	7	0	0	2	0	0	12	16.7	0-0	0.0
D	44	Kimmo Timonen	5	24:42	29.4	1	3	4	0	4	0	1	0	17	5.9	0-0	0.0
C	81	Mike Sillinger	5	17:09	22.4	2	1	3	-1	12	1	0	0	7	28.6	67-29	69.8
D	6	* Shea Weber	4	14:12	19.3	2	0	2	-3	8	1	0	0	4	50.0	0-0	0.0
RW	10	Martin Erat	5	19:30	23.0	1	1	2	-1	6	1	0	0	8	12.5	0-2	0.0
RW	26	Steve Sullivan	5	17:02	22.4	0	2	2	-2	0	0	0	0	12	0.0	0-0	0.0
D	2	Dan Hamhuis	5	19:41	25.6	0	2	2	-2	2	0	0	0	9	0.0	0-0	0.0
RW	18	Adam Hall	5	12:09	19.0	1	0	1	-3	0	1	0	1	7	14.3	7-10	41.2
LW	17	Scott Hartnell	5	12:12	16.6	1	0	1	0	4	0	0	0	9	11.1	0-2	0.0
C	22	Greg Johnson	5	14:42	21.6	0	1	1	0	2	0	0	0	3	0.0	44-28	61.1
C	11	David Legwand	5	17:21	23.2	0	1	1	-1	8	0	0	0	11	0.0	37-37	50.0
D	3	Marek Zidlicky	2	15:18	18.0	0	1	1	0	2	0	0	0	7	0.0	0-0	0.0
C	38	Vernon Fiddler	2	8:48	15.0	0	1	1	-1	0	0	0	0	1	0.0	6-2	75.0
C	94	Yanic Perreault	1	10:09	14.0	0	0	0	0	2	0	0	0	2	0.0	6-4	60.0
RW	7	Scottie Upshall	2	11:56	15.5	0	0	0	0	0	0	0	0	4	0.0	0-0	0.0
C	12	Scott Nichol	3	7:44	14.0	0	0	0	-2	2	0	0	0	2	0.0	8-8	50.0
C	25	Jerred Smithson	3	9:26	18.3	0	0	0	0	4	0	0	0	0	0.0	9-4	69.2
RW	14	Jordin Tootoo	3	4:04	7.7	0	0	0	-1	0	0	0	0	3	0.0	0-0	0.0
D	4	Mark Eaton	5	17:48	25.6	0	0	0	0	8	0	0	0	3	0.0	0-0	0.0
D	55	Danny Markov	5	19:21	28.2	0	0	0	-1	6	0	0	0	6	0.0	0-0	0.0
RW	24	Scott Walker	5	16:00	23.8	0	0	0	0	6	0	0	0	5	0.0	0-4	0.0
D	19	Brendan Witt	5	17:07	24.4	0	0	0	-3	12	0	0	0	5	0.0	0-0	0.0

No	Goaltender	GP	Mins	GAA	W	L	SO	GA	SA	SV%	G	A	PIM
30	Chris Mason	5	296	3.45	1	4	0	17	171	.901	0	0	0
<b>NASHVILLE Totals</b>		<b>5</b>	<b>300</b>	<b>3.40</b>	<b>1</b>	<b>4</b>	<b>0</b>	<b>17</b>	<b>171</b>	<b>.901</b>	<b>0</b>	<b>0</b>	<b>0</b>

\* - denotes rookie



# PLAYOFFS

## YEAR-BY-YEAR SCORING

### 2007 PLAYOFF SCORING

Pos	No	Player	GP	Avg. TOI	Shifts/Game	G	A	PTS	+/-	PIM	PP	SH	GW	S	S%	F/O W-L	F/O Win%
RW	71	J-P Dumont	5	21:02	31.2	4	2	6	4	0	1	1	1	8	50.0	0-0	0.0
RW	47	* Alexander Radulov	4	13:09	20.3	3	1	4	1	19	0	0	13	23.1	0-0	0.0	
C	21	Peter Forsberg	5	20:57	29.0	2	2	4	2	12	0	0	7	28.6	33-31	51.6	
C	19	Jason Arnott	5	19:17	26.6	2	1	3	0	2	1	0	11	18.2	37-52	41.6	
C	11	David Legwand	5	22:23	32.2	0	3	3	-2	2	0	0	14	0.0	35-52	40.2	
D	6	Shea Weber	5	21:41	28.0	0	3	3	0	2	0	0	14	0.0	0-0	0.0	
C	38	Vernon Fiddler	5	12:21	20.8	1	1	2	-3	4	0	0	2	50.0	5-4	55.6	
LW	17	Scott Hartnell	5	14:23	21.0	1	1	2	-1	28	1	0	5	20.0	1-2	33.3	
LW	9	Paul Kariya	5	19:36	26.2	0	2	2	-4	2	0	0	10	0.0	0-0	0.0	
D	44	Kimmo Timonen	5	24:32	31.6	0	2	2	-1	4	0	0	7	0.0	0-0	0.0	
D	5	Greg Zanon	5	20:43	27.6	0	2	2	-2	2	0	0	7	0.0	0-0	0.0	
D	3	Marek Zidlicky	5	19:18	25.4	0	2	2	-1	4	0	0	8	0.0	0-0	0.0	
D	20	Ryan Suter	5	23:18	28.8	1	0	1	0	8	0	0	9	11.1	0-0	0.0	
RW	10	Martin Erat	3	14:13	21.7	0	1	1	-1	0	0	0	3	0.0	0-0	0.0	
RW	22	Jordin Tootoo	4	9:32	16.3	0	1	1	-2	21	0	0	6	0.0	0-0	0.0	
D	2	Dan Hamhuis	5	21:36	27.2	0	1	1	-3	2	0	0	7	0.0	0-0	0.0	
LW	14	Ramzi Abid	2	5:17	8.0	0	0	0	-1	0	0	0	0	0.0	0-0	0.0	
LW	16	Darcy Hordichuk	2	3:37	6.5	0	0	0	0	0	0	0	0	0.0	0-0	0.0	
C	12	Scott Nichol	5	10:21	16.8	0	0	0	1	17	0	0	3	0.0	19-11	63.3	
C	25	Jerred Smithson	5	11:30	21.0	0	0	0	-2	17	0	0	0	0.0	20-16	55.6	

No	Goaltender	GP	Mins	GAA	W	L	SO	GA	SA	SV%	G	A	PIM
29	Tomas Vokoun	5	324	2.96	1	4	0	16	163	.902	0	0	2
	<b>NASHVILLE Totals</b>	<b>5</b>	<b>328</b>	<b>2.93</b>	<b>1</b>	<b>4</b>	<b>0</b>	<b>16</b>	<b>163</b>	<b>.902</b>	<b>0</b>	<b>0</b>	<b>2</b>

### 2008 PLAYOFF SCORING

Pos	No	Player	GP	Avg. TOI	Shifts/Game	G	A	PTS	+/-	PIM	PP	SH	GW	S	S%	F/O W-L	F/O Win%
RW	47	Alexander Radulov	6	15:59	20.2	2	2	4	0	6	1	0	14	14.3	0-0	0.0	
D	6	Shea Weber	6	19:29	25.7	1	3	4	0	6	0	0	4	25.0	0-0	0.0	
RW	10	Martin Erat	6	20:55	26.5	1	3	4	0	8	0	0	13	7.7	3-4	42.9	
D	3	Marek Zidlicky	6	19:04	24.0	0	3	3	-2	8	0	0	11	0.0	0-0	0.0	
RW	22	Jordin Tootoo	6	12:30	17.3	2	0	2	1	4	0	0	12	16.7	0-0	0.0	
D	2	Dan Hamhuis	6	22:47	28.0	1	1	2	-4	6	1	0	8	12.5	0-0	0.0	
D	20	Ryan Suter	6	21:12	25.7	1	1	2	-2	4	0	0	6	16.7	0-0	0.0	
RW	71	J-P Dumont	6	17:23	22.3	0	2	2	-5	4	0	0	8	0.0	0-0	0.0	
C	37	* Rich Peverley	6	8:51	12.7	0	2	2	0	0	0	0	4	0.0	16-21	43.2	
D	5	Greg Zanon	6	18:44	25.0	0	2	2	2	4	0	0	1	0.0	0-0	0.0	
LW	17	Jan Hlavac	6	18:12	24.3	0	2	2	-4	2	0	0	10	0.0	2-2	50.0	
C	11	David Legwand	3	18:15	25.0	1	0	1	0	2	0	0	10	10.0	22-27	44.9	
C	19	Jason Arnott	4	18:28	24.5	1	0	1	-1	4	0	0	1	6	16.7	23-39	37.1
C	14	Radek Bonk	6	17:56	23.3	1	0	1	-3	2	0	0	12	8.3	47-38	55.3	
D	7	Greg de Vries	6	19:40	24.0	1	0	1	-2	2	0	0	1	3	33.3	0-0	0.0
RW	15	Josh Langfeld	1	6:30	9.0	0	0	0	0	0	0	0	0	0.0	0-0	0.0	
C	12	Scott Nichol	2	7:30	11.5	0	0	0	0	0	0	0	1	0.0	0-2	0.0	
RW	24	Brandon Bochenski	3	6:36	10.7	0	0	0	-1	0	0	0	4	0.0	0-0	0.0	
LW	16	Darcy Hordichuk	5	3:31	5.2	0	0	0	0	2	0	0	1	0.0	0-0	0.0	
C	38	Vernon Fiddler	6	16:47	24.8	0	0	0	0	0	0	0	11	0.0	37-26	58.7	
C	25	Jerred Smithson	6	11:51	20.2	0	0	0	0	2	0	0	5	0.0	26-35	42.6	

No	Goaltender	GP	Mins	GAA	W	L	SO	GA	SA	SV%	G	A	PIM
39	Dan Ellis	6	357	2.52	2	4	0	15	240	.938	0	0	0
	<b>NASHVILLE Totals</b>	<b>6</b>	<b>362</b>	<b>2.82</b>	<b>2</b>	<b>4</b>	<b>0</b>	<b>17</b>	<b>242</b>	<b>.930</b>	<b>0</b>	<b>0</b>	<b>0</b>

\* - denotes rookie

# PLAYOFFS

## YEAR-BY-YEAR SCORING

### 2010 PLAYOFF SCORING

Pos	No	Player	GP	Avg. TOI	Shifts/Game	G	A	PTS	+/-	PIM	PP	SH	GW	S	S%	F/O	W-L	F/O	Win%
C	11	David Legwand	6	19:16	26.7	2	5	7	5	8	0	0	1	16	12.5	25-42		37.3	
RW	10	Martin Erat	6	18:55	24.5	4	1	5	-2	4	0	0	15	26.7		2-4		33.3	
RW	71	J-P Dumont	6	14:18	19.8	2	2	4	3	0	0	1	7	28.6		0-0		0.0	
RW	29	Joel Ward	6	19:54	26.3	2	2	4	1	2	0	1	12	16.7		4-8		33.3	
D	6	Shea Weber	6	24:26	32.2	2	1	3	-1	4	0	0	14	14.3		0-0		0.0	
LW	26	Steve Sullivan	6	17:58	25.5	0	3	3	2	2	0	0	7	0.0		1-3		25.0	
C	19	Jason Arnott	6	17:50	24.3	2	0	2	-3	0	1	0	26	7.7		55-60		47.8	
D	37	Denis Grebeshkov	2	11:22	17.5	0	2	2	2	0	0	0	0	0.0		0-0		0.0	
D	2	Dan Hamhuis	6	22:24	28	0	2	2	-1	2	0	0	4	0.0		0-0		0.0	
D	8	Kevin Klein	6	17:42	23.2	0	2	2	1	4	0	0	2	0.0		0-0		0.0	
RW	25	Jerred Smithson	6	15:35	24	1	0	1	-1	6	0	0	5	20.0		30-18		62.5	
D	32	* Cody Franson	4	9:02	12	0	1	1	1	2	0	0	5	0.0		0-0		0.0	
RW	27	Patric Hornqvist	2	13:10	20.5	0	1	1	-2	4	0	0	1	0.0		0-1		0.0	
RW	22	Jordin Tootoo	6	7:57	11.2	0	1	1	0	2	0	0	5	0.0		0-0		0.0	
C	9	Marcel Goc	6	16:06	22.8	0	1	1	-2	2	0	0	13	0.0		36-37		49.3	
C	33	* Colin Wilson	6	13:42	19	0	1	1	-1	0	0	0	8	0.0		0-4		0.0	
C	14	Dustin Boyd	4	7:03	10	0	0	0	-1	0	0	0	4	0.0		9-7		56.2	
D	20	Ryan Suter	6	24:08	31.8	0	0	0	-1	0	0	0	16	0.0		0-0		0.0	
D	51	Francis Bouillon	6	19:37	25.5	0	0	0	-1	6	0	0	3	0.0		0-0		0.0	
LW	13	* Nick Spaling	6	8:23	12.2	0	0	0	0	0	0	0	3	0.0		5-3		62.5	

No	Goaltender	GP	Mins	GAA	W	L	SO	GA	SA	SV%	G	A	PIM
35	Pekka Rinne	6	358	2.68	2	4	0	16	179	.911	0	0	0
	<b>NASHVILLE Totals</b>	<b>6</b>	<b>362</b>	<b>2.83</b>	<b>2</b>	<b>4</b>	<b>0</b>	<b>17</b>	<b>180</b>	<b>.906</b>	<b>0</b>	<b>0</b>	<b>0</b>

### 2011 PLAYOFF SCORING

Pos	No	Player	GP	Avg. TOI	Shifts/Game	G	A	PTS	+/-	PIM	PP	SH	GW	S	S%	F/O	W-L	F/O	Win%
RW	29	Joel Ward	12	20:25	29.5	7	6	13	4	6	2	0	1	28	25.0	15-23		39.5	
C	11	David Legwand	12	22:06	31.9	6	3	9	1	8	1	2	31	19.4		124-123		50.2	
C	12	Mike Fisher	12	20:43	30.3	3	4	7	-1	11	0	0	1	25	12.0	117-130		47.4	
LW	13	Nick Spaling	12	15:19	23.8	2	4	6	3	0	0	0	1	11	18.2	59-52		53.2	
D	4	Cody Franson	12	15:19	22.1	1	5	6	0	0	0	0	22	4.5		0-0		0.0	
RW	10	Martin Erat	10	19:15	28.5	1	5	6	0	6	1	0	15	6.7		2-4		33.3	
D	20	Ryan Suter	12	28:51	34.2	1	5	6	2	6	0	0	23	4.3		0-0		0.0	
RW	22	Jordin Tootoo	12	13:26	19.9	1	5	6	4	28	0	0	30	3.3		0-1		0.0	
D	6	Shea Weber	12	27:58	34.3	3	2	5	3	8	2	0	38	7.9		0-0		0.0	
LW	74	Sergei Kostitsyn	12	18:21	27	0	5	5	0	2	0	0	10	0.0		0-1		0.0	
RW	27	Patric Hornqvist	12	15:16	22.9	2	1	3	-2	6	1	0	43	4.7		0-2		0.0	
LW	26	Steve Sullivan	9	9:23	14.8	2	1	3	2	2	0	0	1	7	28.6		0-1		0.0
D	8	Kevin Klein	12	20:14	29	1	2	3	3	6	0	0	15	6.7		0-0		0.0	
RW	24	* Matt Halischuk	12	11:45	18.2	2	0	2	-1	0	0	0	1	7	28.6		1-5		16.7
C	25	Jerred Smithson	11	14:09	23.6	1	1	2	2	8	0	0	1	16	6.3	53-44		54.6	
LW	5	* Blake Geoffrion	12	7:37	12.2	0	2	2	1	4	0	0	12	0.0		27-23		54	
D	7	* Jonathon Blum	12	18:51	27.4	0	2	2	2	0	0	0	11	0.0		0-0		0.0	
RW	71	J-P Dumont	3	6:48	9.7	0	1	1	-1	2	0	0	2	0.0		0-0		0.0	
C	33	Colin Wilson	3	11:37	18	0	0	0	-1	0	0	0	2	0.0		2-1		66.7	
D	55	Shane O'Brien	12	16:47	23.6	0	0	0	-2	18	0	0	6	0.0		0-0		0.0	

No	Goaltender	GP	Mins	GAA	W	L	SO	GA	SA	SV%	G	A	PIM
35	Pekka Rinne	12	748	2.57	6	6	0	32	343	.907	0	1	0
39	Anders Lindback	1	13	0.00	0	0	0	0	9	1.000	0	0	0
	<b>NASHVILLE Totals</b>	<b>12</b>	<b>768</b>	<b>2.66</b>	<b>6</b>	<b>6</b>	<b>0</b>	<b>34</b>	<b>354</b>	<b>.904</b>	<b>0</b>	<b>1</b>	<b>0</b>

\* - denotes rookie

# PLAYOFFS

## YEAR-BY-YEAR SCORING

### 2012 PLAYOFF SCORING

Pos	No	Player	GP	Avg. TOI	Shifts/Game	G	A	PTS	+/-	PIM	PP	SH	GW	S	S%	F/O	W-L	F/O Win%
C	11	David Legwand	10	18:39	25.9	3	3	6	3	10	1	0	2	25	12.0	66-66	50.0	
RW	47	Alexander Radulov	8	18:08	24	1	5	6	2	4	0	0	13	7.7	2-3	40.0		
LW	57	* Gabriel Bourque	10	12:59	19.7	3	2	5	0	4	0	0	1	13	23.1	1-4	20.0	
LW	46	Andrei Kostitsyn	8	15:30	21.4	3	1	4	3	2	0	0	0	12	25.0	1-2	33.3	
D	8	Kevin Klein	10	19:30	26.2	2	2	4	-2	2	0	0	1	11	18.2	0-0	0.0	
RW	10	Martin Erat	10	18:50	26.3	1	3	4	-1	6	1	0	0	12	8.3	7-15	31.8	
C	12	Mike Fisher	10	20:43	28.7	1	3	4	-4	8	0	0	0	21	4.8	85-104	45.0	
RW	27	Patric Hornqvist	10	15:24	20.5	1	3	4	1	2	1	0	0	36	2.8	2-3	40.0	
D	20	Ryan Suter	10	28:49	31.6	1	3	4	-3	4	1	0	0	30	3.3	0-0	0.0	
D	6	Shea Weber	10	28:26	31.7	2	1	3	-1	9	1	0	0	33	6.1	0-0	0.0	
D	51	Francis Bouillon	10	14:57	20	0	3	3	7	2	0	0	0	8	0.0	0-0	0.0	
LW	13	Nick Spaling	10	15:49	23.9	0	3	3	4	0	0	0	0	7	0.0	46-53	46.5	
C	28	Paul Gaustad	10	11:35	18.8	1	1	2	-1	5	0	0	0	6	16.7	95-63	60.1	
LW	74	Sergei Kostitsyn	10	15:43	23.6	1	1	2	-3	4	0	0	1	7	14.3	0-2	0.0	
RW	18	Brandon Yip	10	8:57	12.9	1	1	2	-1	6	0	0	0	11	9.1	0-2	0.0	
C	33	Colin Wilson	4	13:25	18.3	1	0	1	1	0	0	0	0	7	14.3	2-1	66.7	
C	15	* Craig Smith	2	8:24	12	0	1	1	-1	0	0	0	0	3	0.0	0-0	0.0	
RW	24	Matt Halischuk	5	7:00	11.2	0	1	1	1	4	0	0	0	0	0.0	0-1	0.0	
D	38	Jack Hillen	2	7:53	12.5	0	0	0	1	2	0	0	0	1	0.0	0-0	0.0	
D	49	* Ryan Ellis	3	6:53	9.7	0	0	0	2	0	0	0	0	2	0.0	0-0	0.0	
RW	22	Jordin Tootoo	3	7:46	10.3	0	0	0	0	4	0	0	0	2	0.0	0-0	0.0	
D	75	Hal Gill	5	15:07	21.2	0	0	0	2	0	0	0	0	3	0.0	0-0	0.0	
D	59	* Roman Josi	10	18:47	25.5	0	0	0	-4	10	0	0	0	12	0.0	0-0	0.0	

No	Goaltender	GP	Mins	GAA	W	L	SO	GA	SA	SV%	G	A	PIM
35	Pekka Rinne	10	609	2.07	5	5	1	21	296	.929	0	0	2
	<b>NASHVILLE Totals</b>	<b>10</b>	<b>609</b>	<b>2.07</b>	<b>5</b>	<b>5</b>	<b>1</b>	<b>21</b>	<b>296</b>	<b>.929</b>	<b>0</b>	<b>0</b>	<b>2</b>

### 2015 PLAYOFF SCORING

Pos	No	Player	GP	Avg. TOI	Shifts/Game	G	A	PTS	+/-	PIM	PP	SH	GW	S	S%	F/O	W-L	F/O Win%
C	9	* Filip Forsberg	6	20:35	30.3	4	2	6	1	4	1	0	0	22	18.2	0-1	0.0	
RW	33	Colin Wilson	6	19:44	28.3	5	0	5	-1	0	4	0	1	19	26.3	4-5	44.4	
LW	18	James Neal	6	20:37	29.7	4	1	5	0	8	1	0	0	25	16	1-3	25	
RW	15	Craig Smith	6	20:33	28.8	2	3	5	2	0	0	0	1	33	6.1	5-9	35.7	
C	63	Mike Ribeiro	6	23:21	30.5	1	4	5	2	4	0	0	0	11	9.1	44-52	45.8	
D	3	Seth Jones	6	28:02	37.3	0	4	4	-6	6	0	0	0	8	0.0	0-0	0.0	
LW	25	Viktor Stalberg	6	14:08	22.7	1	2	3	1	0	0	0	0	18	5.6	0-0	0.0	
D	4	Ryan Ellis	6	26:24	35.5	0	3	3	4	2	0	0	0	13	0.0	0-0	0.0	
RW	7	Matt Cullen	6	17:19	28.5	1	1	2	-1	4	0	0	0	11	9.10	50-42	54.4	
C	19	* Calle Jarnkrok	6	16:28	26.3	0	2	2	-2	0	0	0	0	8	0.0	41-40	50.6	
D	44	Cody Franson	5	14:36	22.4	0	2	2	1	0	0	0	0	6	0.0	0-0	0.0	
D	59	Roman Josi	6	31:36	39.3	1	0	1	-5	0	0	0	0	21	4.8	0-0	0.0	
RW	18	Mike Santorelli	4	13:20	20.8	1	0	1	2	0	0	0	0	7	14.3	1-0	100	
D	14	Mattias Ekholm	6	26:24	35	1	0	1	4	2	0	0	0	6	16.7	0-0	0.0	
C	12	Mike Fisher	3	11:32	17	0	1	1	0	0	0	0	0	2	0.0	16-19	45.7	
D	6	Shea Weber	2	25:49	32.5	0	1	1	0	2	0	0	0	2	0.0	0-0	0.0	
LW	57	Gabriel Bourque	5	15:25	25.2	0	0	0	-3	2	0	0	0	4	0.0	0-0	0.0	
LW	56	* Kevin Feala	1	11:05	15	0	0	0	-1	0	0	0	0	2	0.0	0-0	0.0	
D	20	Anton Volchenkov	1	13:51	27	0	0	0	0	2	0	0	0	0	0.0	0-0	0.0	
D	25	Victor Bartley	4	11:21	18	0	0	0	0	2	0	0	0	3	0.0	0-0	0.0	
LW	41	Taylor Beck	5	12:55	21.2	0	0	0	-2	2	0	0	0	6	0.0	0-0	0.0	
C	28	Paul Gaustad	6	15:56	25.3	0	0	0	-1	22	0	0	0	5	0.0	65-51	56	

No	Goaltender	GP	Mins	GAA	W	L	SO	GA	SA	SV%	G	A	PIM
35	Pekka Rinne	6	425	2.68	2	4	0	19	208	.909	0	1	0
	<b>NASHVILLE Totals</b>	<b>6</b>	<b>425</b>	<b>2.68</b>	<b>2</b>	<b>4</b>	<b>0</b>	<b>19</b>	<b>208</b>	<b>.909</b>	<b>0</b>	<b>1</b>	<b>0</b>

\* - denotes rookie

# PLAYOFFS

## YEAR-BY-YEAR SCORING

### 2016 PLAYOFF SCORING

Pos	No	Player	GP	Avg. TOI	Shifts/Game	G	A	PTS	+/-	PIM	PP	SH	GW	S	S%	F/O W-L	F/O Win%
LW	33	Colin Wilson	14	16:59	24.2	5	8	13	8	0	0	0	27	18.5	2-5	28.6	
D	59	Roman Josi	14	27:57	34.4	1	8	9	-6	12	0	0	42	2.4	0-0	0.0	
RW	18	James Neal	14	21:29	28.4	4	4	8	1	8	1	0	1	47	8.5	0-2	0.0
C	92	Ryan Johansen	14	18:42	25.7	4	4	8	0	16	0	0	23	17.4	105-100	51.2	
C	12	Mike Fisher	14	18:39	27.5	5	2	7	-1	2	1	0	1	35	14.3	141-134	51.3
D	14	Mattias Ekholm	14	23:48	31.4	3	4	7	2	4	0	0	25	12	0-0	0.0	
D	6	Shea Weber	14	27:09	34.9	3	4	7	-7	18	1	0	2	28	10.7	0-0	0.0
D	4	Ryan Ellis	14	24:11	30.9	0	6	6	0	4	0	0	22	0.0	0-0	0.0	
LW	9	Filip Forsberg	14	19:58	27.1	2	2	4	-11	2	1	0	1	38	5.3	1-2	33.3
RW	15	Craig Smith	11	15:17	21.5	1	1	2	1	4	0	0	0	31	3.2	5-12	29.4
RW	20	* Miikka Salomaki	14	13:01	20.6	1	1	2	2	6	0	0	15	6.7	0-1	0.0	
LW	38	* Viktor Arvidsson	14	13:29	20.5	1	1	2	-3	8	0	0	1	24	4.2	0-4	0.0
C	63	Mike Ribeiro	12	15:22	20.5	0	2	2	-3	16	0	0	0	7	0.0	27-46	37
C	28	Paul Gaustad	14	11:40	20.4	1	0	1	0	0	0	0	1	14	7.1	85-58	59.4
C	19	Calle Jarnkrok	14	14:55	23.5	0	1	1	-5	4	0	0	7	0.0	29-36	44.6	
LW	24	Eric Nystrom	1	9:22	15	0	0	0	0	2	0	0	0	0.0	0-0	0.0	
LW	37	* Pontus Aberg	2	6:43	10	0	0	0	0	0	0	0	0	0.0	0-0	0.0	
G	30	Carter Hutton	3	--	--	0	0	0	-	0	0	0	0	0.0	-	0.0	
C	16	Cody Bass	6	6:12	12.8	0	0	0	-2	2	0	0	3	0.0	12-14	46.2	
C	10	* Colton Sissons	10	10:34	17.8	0	0	0	-1	8	0	0	6	0.0	32-30	51.6	
D	2	* Anthony Bitetto	14	11:29	17.1	0	0	0	1	6	0	0	0	10	0.0	0-0	0.0
D	5	Barret Jackman	14	12:45	18.4	0	0	0	1	22	0	0	6	0.0	0-0	0.0	

No	Goaltender	GP	Mins	GAA	W	L	SO	GA	SA	SV%	G	A	PIM
35	Pekka Rinne	14	866	2.63	7	7	0	38	404	.906	0	1	0
30	Carter Hutton	3	20	9.00	0	0	0	1	3	.667	0	0	0
	<b>NASHVILLE Totals</b>	<b>14</b>	<b>893</b>	<b>2.89</b>	<b>7</b>	<b>7</b>	<b>0</b>	<b>43</b>	<b>411</b>	<b>.895</b>	<b>0</b>	<b>1</b>	<b>0</b>

### 2017 PLAYOFF SCORING

Pos	No	Player	GP	Avg. TOI	Shifts/Game	G	A	PTS	+/-	PIM	PP	SH	GW	S	S%	F/O W-L	F/O Win%
LW	9	Filip Forsberg	22	19:59	28	9	7	16	14	14	1	0	0	71	12.7	1-1	50.0
D	59	Roman Josi	22	25:45	32	6	8	14	2	12	2	0	1	76	7.9	0-0	0.0
D	4	Ryan Ellis	22	23:25	30.9	5	8	13	4	12	2	0	1	48	10.4	0-0	0.0
LW	38	Viktor Arvidsson	22	18:39	26.6	3	10	13	3	19	0	0	1	49	6.1	6-3	66.7
C	92	Ryan Johansen	14	20:45	28.2	3	10	13	12	12	0	0	1	15	20.0	165-139	54.3
C	10	Colton Sissons	22	15:03	23.3	6	6	12	7	16	1	0	2	28	21.4	129-135	48.9
D	76	P.K. Subban	22	25:32	32.2	2	10	12	5	29	0	0	0	39	5.1	0-0	0.0
D	14	Mattias Ekholm	22	25:20	32.5	1	10	11	6	38	1	0	0	33	3.0	0-0	0.0
LW	58	James Neal	22	17:54	23.9	6	3	9	-8	14	1	0	2	67	9.0	1-0	100.0
LW	51	Austin Watson	22	13:40	21.1	4	5	9	3	28	0	0	0	28	14.3	1-2	33.3
C	19	Calle Jarnkrok	21	16:59	26	2	5	7	-2	2	0	0	0	26	7.7	153-158	49.2
LW	46	* Pontus Aberg	16	12:54	20.3	2	3	5	-1	2	0	0	1	23	8.7	0-0	0.0
LW	33	Colin Wilson	14	15:16	22.3	2	2	4	-1	2	2	0	0	20	10.0	0-4	0.0
C	12	Mike Fisher	20	17:17	25.1	0	4	4	-6	2	0	0	0	34	0.0	193-183	51.3
C	32	* Frederick Gudreau	8	11:29	17.6	3	0	3	2	0	0	2	7	4.9	29-32	47.5	
RW	15	Craig Smith	10	12:50	20.1	1	2	3	2	2	0	0	0	21	4.8	0-1	0.0
LW	26	Harry Zolnierczyk	11	8:49	14.5	1	2	3	3	0	0	0	6	16.7	0-0	0.0	
LW	56	* Kevin Fiala	5	13:54	18.6	2	0	2	0	0	1	0	1	12	16.7	0-0	0.0
C	83	Vernon Fiddler	9	8:02	14.7	1	1	2	-4	25	0	0	1	7	14.3	27-31	46.6
D	52	Matt Irwin	22	11:54	18.2	0	2	2	-1	4	0	0	0	10	0.0	0-0	0.0
LW	55	Cody McLeod	15	6:49	11.7	1	0	1	-1	27	0	0	1	11	9.1	0-2	0.0
D	7	Yannick Weber	22	11:09	17.5	0	1	1	0	5	0	0	0	12	0.0	0-0	0.0
RW	11	PA Parenteau	5	9:22	15	0	0	0	0	0	0	0	6	0.0	0-1	0.0	
RW	20	Miikka Salomaki	6	8:12	12.8	0	0	0	0	2	0	0	0	4	0.0	1-0	100

No	Goaltender	GP	Mins	GAA	W	L	SO	GA	SA	SV%	G	A	PIM
35	Pekka Rinne	22	1,288	1.96	14	8	2	42	599	.930	0	3	0
74	Juuse Saros	2	56	3.18	0	0	0	3	17	.824	0	0	0
	<b>NASHVILLE Totals</b>	<b>22</b>	<b>1,346</b>	<b>2.01</b>	<b>14</b>	<b>8</b>	<b>2</b>	<b>45</b>	<b>616</b>	<b>.927</b>	<b>0</b>	<b>3</b>	<b>0</b>

\* - denotes rookie

# PLAYOFFS

## YEAR-BY-YEAR SCORING

### 2018 PLAYOFF SCORING

Pos	No	Player	GP	Avg. TOI	Shifts/Game	G	A	PTS	+/-	PIM	PP	SH	GW	S	S%	F/O	W-L	F/O	Win%
LW	9	Filip Forsberg	13	17:45	25.8	7	9	16	2	2	1	0	1	58	12.1%	0-0		0.0%	
C	92	Ryan Johansen	13	19:00	26.5	5	9	14	3	1	1	1	1	22	22.7%	143-96		59.8%	
LW	33	Viktor Arvidsson	13	18:06	24.9	5	4	9	-1	6	0	0	1	45	11.1%	0-5		0.0%	
D	76	P.K. Subban	13	2:35	33.7	4	5	9	-2	10	4	0	1	38	10.5%	0-0		0.0%	
LW	51	Austin Watson	13	14:25	23.2	5	3	8	3	12	0	0	0	25	23.2%	0-0		0.0%	
D	14	Mattias Ekholm	13	23:24	32.4	1	7	8	4	12	0	0	0	20	5%	0-0		0.0%	
C	10	Colton Sissons	13	16:16	25.5	3	4	7	-2	8	0	0	0	18	25.5%	68-54		55.7%	
C	13	Nick Bonino	13	16:48	26.5	2	3	5	-1	9	0	0	0	26	7.7%	87-76		53.4%	
D	6	Ryan Ellis	13	0:53	32.2	0	5	5	-4	8	0	0	0	30	0.0%	0-0		0.0%	
LW	22	Kevin Fiala	12	14:26	20.9	3	1	4	-3	8	1	0	0	30	10.0%	0-0		0.0%	
D	59	Roman Josi	13	1:20	32.5	0	4	4	-4	2	0	0	0	47	0.0%	0-0		0.0%	
RW	15	Craig Smith	13	15:43	21.8	2	2	4	-3	2	1	0	0	32	6.3%	6-6		50.0%	
RW	38	Ryan Hartman	9	11:57	18.7	2	1	3	0	10	0	0	1	12	16.7%	3-4		42.9%	
C	8	Kyle Turris	13	15:58	22.2	0	3	3	-3	6	0	0	0	17	0.0%	71-85		45.5%	
C	12	Mike Fisher	12	11:14	18.7	1	0	1	0	2	0	0	0	13	7.7%	78-42		65.0%	
D	7	Yannick Weber	4	10:01	17	1	0	1	2	2	0	0	0	3	33.3%	0-0		0.0%	
C	17	Calle Jarnkrok	7	12:26	20.6	0	1	1	-3	0	0	0	0	7	0.0%	4-6		40.0%	
D	25	Alexei Emelin	10	11:19	15.8	0	0	0	-1	0	0	0	0	2	0.0%	0-0		0.0%	
D	52	Matt Irwin	52	10:41	15.9	0	0	0	1	2	0	0	0	6	0.0%	0-0		0.0%	
RW	20	Miikka Salomaki	8	10:26	16.5	0	0	0	-1	2	0	0	0	11	16.5%	0-1		0.0%	
LW	17	Scott Hartnell	4	9:32	16.3	0	0	0	-1	0	0	0	0	4	16.3%	1-1		50.0%	

No	Goaltender	GP	Mins	GAA	W	L	SO	GA	SA	SV%	G	A	PIM
35	Pekka Rinne	13	684	3.07	7	6	2	35	363	.904	0	0	2
74	Juse Saros	4	114	1.05	0	0	2	42	.952	0	0	0	
	<b>NASHVILLE Totals</b>	<b>13</b>	<b>806</b>	<b>3.13</b>	<b>7</b>	<b>6</b>	<b>2</b>	<b>37</b>	<b>409</b>	<b>.897</b>	<b>0</b>	<b>0</b>	<b>2</b>



# PLAYOFFS

## TEAM - SEASON

### STREAKS

<b>LONGEST WINNING STREAK</b>	5	- 4/13-4/26/17
<b>At Home:</b>	6	- 4/17-5/16/17
<b>On Road:</b>	3	- 4/13-4/26/17
<b>LONGEST LOSING STREAK</b>	4	- 4/23-4/30/06
<b>At Home:</b>	3	- 5/3-5/9/11
<b>On Road:</b>	4	- 4/29-5/12/16
<b>LONGEST SHUTOUT STREAK</b>	14:05	- 4/13-4/17/17
<b>At Home:</b>	100:40	- 4/20-5/4/12
<b>On Road:</b>	141:05	- 4/13-4/17/17
<b>MOST CONSECUTIVE GAMES WITHOUT BEING SHUTOUT</b>	20	- 4/13-6/5/17
<b>At Home:</b>	15	- 4/21/16-6/5/17
<b>On Road:</b>	17	- 4/30/11-5/7/16
<b>LONGEST SCORELESS STREAK</b>	164:45	- 5/2-5/17/12
<b>At Home:</b>	119:00	- 4/21-4/30/06
<b>On Road:</b>	118:53	- 4/28-4/30/11

### WINS

<b>MOST WINS</b>	14	- 2017
	7	- 2018
		- 2016
<b>At Home:</b>	9	- 2017
<b>On Road:</b>	5	- 2017
	4	- 2018
		- 2011
<b>FEWEST WINS</b>	1	- 2007
		- 2006
<b>At Home:</b>	1	- 2010
		- 2007
		- 2006
<b>On Road:</b>	0	five times, last: 2015

### LOSSES

<b>MOST LOSSES</b>	8	- 2017
	7	- 2016
<b>At Home:</b>	4	- 2018
		- 2011

<b>On Road:</b>	6	- 2017
	4	- 2016
<b>FEWEST LOSSES</b>	4	- six times, last: 2015
<b>At Home:</b>	1	- three times, last: 2015
<b>On Road:</b>	2	- five times, last: 2018

### GOALS

<b>MOST GOALS SCORED</b>	60	- 2017
<b>At Home:</b>	34	- 2017
<b>On Road:</b>	26	- 2017
<b>FEWEST GOALS SCORED</b>	9	- 2004
<b>At Home:</b>	5	- 2006
<b>On Road:</b>	3	- 2007
		- 2004

<b>MOST GOALS AGAINST</b>	48	- 2017
<b>At Home:</b>	27	- 2018
<b>On Road:</b>	31	- 2017
<b>FEWEST GOALS AGAINST</b>	12	- 2004
<b>At Home:</b>	3	- 2004
<b>On Road:</b>	6	- 2007

### SPECIAL TEAMS

<b>MOST POWER PLAY GOALS</b>	11	- 2017
<b>At Home:</b>	5	- 2006
<b>On Road:</b>	7	- 2017
<b>FEWEST POWER PLAY GOALS</b>	1	- 2010
		- 2004
<b>At Home:</b>	0	- 2012
		- 2004
<b>On Road:</b>	0	- 2010
<b>MOST POWER PLAY CHANCES</b>	65	- 2017 (11 PPGs, 16.9%)
<b>At Home:</b>	36	- 2017 (4 PPGs, 11.0%)
<b>On Road:</b>	29	- 2017 (7 PPGs, 24.1%)
<b>FEWEST POWER PLAY CHANCES</b>	22	- 2015 (6 PPGs, 27.3%)
		- 2007 (3 PPGs, 13.6%)

<b>At Home:</b>	11	- 2008 (1 PPG, 9.1%)
<b>On Road:</b>	5	- 2007 (1 PPG, 20.0%)
<b>MOST POWER PLAY GOALS AGAINST</b>	12	- 2016
		- 2011
<b>At Home:</b>	8	- 2011
<b>On Road:</b>	9	- 2016

<b>FEWEST POWER PLAY GOALS AGAINST</b>	2	- 2007
		- 2004
<b>At Home:</b>	0	- 2004
<b>On Road:</b>	0	- 2007

<b>MOST CONSECUTIVE GAMES WITH A POWER PLAY GOAL</b>	4	- 4/13-4/20/11
<b>At Home:</b>	3	- 4/15-4/23/15
		- 4/17-4/20/11
		- 4/13-4/20/07
<b>On Road:</b>	4	- 4/15-4/29/12

<b>MOST CONSECUTIVE GAMES WITHOUT A POWER PLAY GOAL</b>	5	- 4/16-4/24/10
<b>At Home:</b>	5	- 4/15-5/4/12
<b>On Road:</b>	4	- 4/22-5/7/11

<b>MOST CONSECUTIVE UNSUCCESSFUL POWER PLAY ATTEMPTS</b>	22	- 4/16-4/26/10
		- 4/7-4/15/04
<b>At Home:</b>	23	- 4/11-5/4/12
<b>On Road:</b>	14	- 4/15-5/7/11

<b>MOST CONSECUTIVE GAMES WITH A POWER PLAY GOAL AGAINST</b>	6	- 4/13-4/24/11
<b>At Home:</b>	6	- 4/17-5/9/11
<b>On Road:</b>	6	- 4/23-5/12/16

<b>MOST CONSECUTIVE GAMES WITHOUT ALLOWING A POWER PLAY GOAL</b>	5	- 4/30-5/12/17
		- 4/17-4/23/15
		- 4/29-5/7/12
<b>At Home:</b>	4	- 4/13-5/4/12
<b>On Road:</b>	3	- 4/13-4/26/17
		- 4/28-5/7/11

<b>MOST CONSECUTIVE SUCCESSFUL PENALTY KILLS</b>	23	- 4/11-4/20/17
<b>At Home:</b>	13	- 4/11-4/17/04
<b>On Road:</b>	11	- 4/16-4/18/07
<b>MOST SHORTHANDED GOALS</b>	2	- 2011

<b>At Home:</b>	1	- four times, last: 2018
<b>On Road:</b>	1	- three times, last: 2011
<b>FEWEST SHORTHANDED GOALS</b>	0	- 2008
<b>At Home:</b>	0	- four times, last: 2012

<b>On Road:</b>	0	- four times, last: 2018
<b>MOST TIMES SHORTHANDED</b>	64	- 2017 (7 PPGA, 89%)
<b>At Home:</b>	23	- 2017 (3 PPGA, 87%)
<b>On Road:</b>	41	- 2017 (4 PPGA, 90.3%)

<b>FEWEST TIMES SHORTHANDED</b>	23	- 2010 (4 PPGA, 82.6%)
<b>At Home:</b>	12	- 2010 (3 PPGA, 75.0%)
		- 2004 (0 PPGA, 100%)
<b>On Road:</b>	8	- 2015 (1 PPGA, 87.5%)
		- 2007 (0 PPGA, 100%)

<b>MOST SHORTHANDED GOALS AGAINST</b>	2	- 2011
<b>At Home:</b>	1	- 2011
		- 2010
		- 2004

<b>On Road:</b>	1	- 2011
		- 2010
		- 2004

<b>FEWEST SHORTHANDED GOALS AGAINST</b>	0	- five times, last: 2018
<b>At Home:</b>	0	- seven times, last: 2018
<b>On Road:</b>	0	- six times, last: 2018

<b>MOST CONSECUTIVE GAMES WITH A SHORTHANDED GOAL</b>	None
<b>At Home:</b>	None
<b>On Road:</b>	None

<b>MOST CONSECUTIVE GAMES WITH A SHORTHANDED GOAL AGAINST</b>	None
---	------

# PLAYOFFS

## TEAM - SEASON / SERIES

<b>At Home:</b> None	<b>At Home:</b> 26	- 2010	<b>On Road:</b> 323	- 2017	<b>At Home:</b> 89	- 2010
<b>On Road:</b> None	<b>On Road:</b> 24	- 2007	<b>FEWEST SHOTS</b>	128	- 2004	<b>On Road:</b> 64
<b>PENALTY MINUTES</b>	<b>FEWEST PENALTY MINUTES, OPPONENT</b>	- 2008	<b>At Home:</b> 56	- 2004	- 2007	- 2006
<b>MOST PENALTY MINUTES</b>	<b>At Home:</b> 28	- 2008	<b>On Road:</b> 45	- 2007		
271	- 2017		<b>MOST SHOTS AGAINST</b>	619	- 2017	
148	- 2016		<b>At Home:</b> 326	- 2017		
	- 2007		<b>On Road:</b> 293	- 2017		
<b>At Home:</b> 124	- 2007		<b>FEWEST SHOTS AGAINST</b>	163	- 2007	
<b>On Road:</b> 164	- 2017					
<b>FEWEST PENALTY MINUTES</b>	<b>SHOTS</b>					
52	- 2010		<b>MOST SHOTS</b>	653	- 2017	
			<b>At Home:</b> 330	- 2017		

## TEAM - SERIES

<b>GOALS</b>	<b>At Home:</b> 3	- 2012 WCS vs. PHX (NSH 2, PHX 1)	<b>At Home:</b> 0	- 2016 WCO vs. ANA (12 PPA, 0%)	<b>At Home:</b> 1	- 2018 WCS vs. WPG
<b>MOST GOALS SCORED</b>	22	- 2018 WCO vs. COL		- 2012 WCS vs. PHX (8 PPA, 0%)		- 2011 WCS vs. VAN
		- 2011 WCO vs. ANA		- 2012 WCO vs. DET (15 PPA, 0%)		- 2007 WCO vs. SJS
<b>At Home:</b> 14	- 2015 WCO vs. CHI			- 2004 WCO vs. DET (13 PPA, 0%)		- 2006 WCO vs. SJS
<b>On Road:</b> 11	- 2018 WCO vs. COL		<b>On Road:</b> 0	- 2011 WCS vs. VAN (10 PPA, 0%)	<b>On Road:</b> 1	- 2011 WCS vs. VAN
	- 2011 WCO vs. ANA			- 2010 WCO vs. CHI (12 PPA, 0%)		- 2010 WCO vs. CHI
<b>FEWEST GOALS SCORED</b>	9	- 2012 WCS vs. PHX		- 2006 WCO vs. SJS (5 PPG, 23.8%)		- 2006 WCO vs. SJS
	- 2004 WCO vs. DET		<b>At Home:</b> 21	- 2006 WCO vs. SJS (5 PPG, 23.8%)	<b>FEWEST SHORTHANDED GOALS</b>	0
<b>At Home:</b> 2	- 2012 WCS vs. PHX					0
<b>On Road:</b> 3	- 2007 WCO vs. SJS		<b>On Road:</b> 14	- 2016 WCO vs. ANA (1 PPG, 7.1%)	<b>At Home:</b> 0	- 11 times, last: 2018 WCO vs. COL
	- 2004 WCO vs. DET			- 2004 WCO vs. DET (1 PPG, 7.1%)	<b>On Road:</b> 0	- 14 times, last: 2018 WCS vs. WPG
<b>MOST GOALS AGAINST</b>	27	- 2018 WCS vs. WPG		<b>FEWEST POWER PLAY CHANCES</b>		<b>MOST TIMES SHORTHANDED</b>
<b>At Home:</b> 19	- 2018 WCS vs. WPG			8	- 2017 WCO vs. CHI (1 PPG, 12.5%)	37
<b>On Road:</b> 18	- 2016 WCS vs. SJS		<b>At Home:</b> 4	- 2017 WCO vs. CHI (0 PPG)		- 2006 WCO vs. SJS (9 PPGA, 75.7%)
	- 2018 WCS vs. WPG				<b>At Home:</b> 21	- 2006 WCO vs. SJS (6 PPGA, 71.4%)
<b>FEWEST GOALS AGAINST</b>	3	- 2017 WCO vs. CHI	<b>On Road:</b> 4	- 2017 WCO vs. CHI (1 PPG, 25%)	<b>On Road:</b> 16	- 2017 SCF vs. PIT (2 PPGA, 81.2%)
<b>At Home:</b> 1	- 2012 WCS vs. PHX					- 2016 WCO vs. ANA (3 PPGA, 81.2%)
<b>On Road:</b> 0	- 2017 WCO vs. CHI		<b>MOST POWER PLAY GOALS AGAINST</b>	9	- 2006 WCO vs. SJS (37 TSH, 75.7%)	- 2006 WCO vs. SJS (3 PPGA, 81.2%)
<b>MOST GOALS SCORED BY BOTH TEAMS</b>	46	- 2018 WCS vs. WPG (WPG 27, NSH 19)	<b>At Home:</b> 6	- 2006 WCO vs. SJS (21 TSH, 71.4%)		- 2004 WCO vs. DET (2 PPGA, 87.5%)
<b>At Home:</b> 28	- 2018 WCS vs. WPG (WPG 19, NSH 9)				<b>FEWEST TIMES SHORTHANDED</b>	9
<b>On Road:</b> 23	- 2016 WCS vs. SJS (SJS 18, NSH 5)		<b>On Road:</b> 6	- 2006 WCO vs. SJS (21 TSH, 71.4%)	<b>At Home:</b> 4	- 2017 WCO vs. CHI (2 PPGA, 77.8%)
<b>FEWEST GOALS SCORED BY BOTH TEAMS</b>	16	- 2017 WCO vs. CHI (CHI 3, NSH 13)				- 2017 WCS vs. STL (0 PPGA, 100%)
			<b>FEWEST POWER PLAY GOALS AGAINST</b>	1	- 2012 WCS vs. STL (15 TSH, 93.4%)	<b>On Road:</b> 4
				- 2012 WCS vs. PHX (12 TSH, 91.7%)		- 2017 WCO vs. CHI (0 PPGA, 100%)
			<b>At Home:</b> 0	- 2017 WCS vs. STL (4 TSH, 100%)		<b>MOST SHORTHANDED GOALS AGAINST</b>
				- 2012 WCS vs. PHX (6 TSH, 100%)	<b>At Home:</b> 1	- five times, last: 2011 WCS vs. VAN
			<b>On Road:</b> 0	- 2004 WCO vs. DET (13 TSH, 100%)		- 2008 WCO vs. DET
					<b>On Road:</b> 1	- four times, last: 2011 WCS vs. VAN
			<b>MOST SHORTHANDED GOALS</b>	2	- 2011 WCS vs. VAN	<b>FEWEST SHORTHANDED GOALS AGAINST</b>
						0
						0
						- 12 times, last: 2018 WCS vs. WPG
						<b>At Home:</b> 0
						- 16 times, last: 2018 WCS vs. WPG

# PLAYOFFS

## TEAM - SERIES / GAME

**On Road:**  
0 - 12 times, last: 2018 WCS vs. WPG

### PENALTY MINUTES

**MOST PENALTY MINUTES**  
148 - 2007 WCO vs. SJS

**At Home:**  
124 - 2007 WCO vs. SJS

**On Road:**  
83 - 2017 SCF vs. PIT

**FEWEST PENALTY MINUTES**  
22 - 2017 WCO vs. CHI

**At Home:**  
14 - 2017 WCO vs. CHI

**On Road:**  
8 - 2017 WCO vs. CHI

**MOST PENALTY MINUTES, OPPONENT**  
121 - 2017 SCF vs. PIT

**At Home:**  
85 - 2007 WCO vs. SJS

**On Road:**  
64 - 2011 WCO vs. ANA

**FEWEST PENALTY MINUTES, OPPONENT**  
30 - 2017 WCO vs. CHI

**At Home:**  
12 - 2017 WCO vs. CHI

**On Road:**  
12 - 2007 WCO vs. SJS

### MOST PENALTY MINUTES BY BOTH

**TEAMS**  
246 - 2017 SCF vs. PIT (NSH 125, PIT 121)

**At Home:**  
209 - 2007 WCO vs. SJS (NSH 124, SJS 85)

**On Road:**  
146 - 2017 SCF vs. PIT (NSH 83, PIT 63)

### FEWEST PENALTY MINUTES BY

**BOTH TEAMS**  
52 - 2017 WCO vs. CHI (NSH 22, CHI 30)

**At Home:**  
26 - 2017 WCO vs. CHI (NSH 14, CHI 12)

**On Road:**  
26 - 2017 WCO vs. CHI (NSH 8, CHI 18)

### SHOTS

**MOST SHOTS**  
254 - 2018 WCS vs. WPG

**At Home:**  
166 - 2018 WCS vs. WPG

**On Road:**  
114 - 2015 WCO vs. CHI

**FEWEST SHOTS**  
116 - 2012 WCO vs. DET

**At Home:**  
51 - 2012 WCS vs. PHX

**On Road:**  
45 - 2012 WCO vs. DET  
- 2007 WCO vs. SJS

**MOST SHOTS AGAINST**  
242 - 2008 WCO vs. DET

**At Home:**  
125 - 2018 WCS vs. WPG

**On Road:**  
132 - 2008 WCO vs. DET

**FEWEST SHOTS AGAINST**  
126 - 2017 WCO vs. CHI

**At Home:**  
56 - 2012 WCS vs. PHX

**On Road:**  
59 - 2017 WCO vs. CHI

**MOST SHOTS BY BOTH TEAMS**  
491 - 2018 WCS vs. WPG  
(NSH 254, WPG 237)

**At Home:**  
291 - 2018 WCS vs. WPG  
(NSH 166, WPG 125)

**On Road:**  
234 - 2016 WCS vs. SJS (SJS 119, NSH 115)

**FEWEST SHOTS BY BOTH TEAMS**  
250 - 2017 WCO vs. CHI (NSH 124, CHI 126)

**At Home:**  
107 - 2012 WCO vs. DET (NSH 51, PHX 56)

**On Road:**  
108 - 2017 WCO vs. CHI (NSH 49, CHI 59)

**LARGEST SHOT ADVANTAGE**  
40 - 2018 WCO vs. COL  
(NSH 212, COL 172)

**At Home:**  
41 - 2018 WCS vs. WPG  
(NSH 166, WPG 125)

**On Road:**  
25 - 2017 SCF vs. PIT (NSH 88, PIT 63)

**LARGEST SHOT DEFICIT**  
98 - 2008 WCO vs. DET (DET 242, NSH 144)

**At Home:**  
53 - 2004 WCO vs. DET (DET 109, NSH 56)

**On Road:**  
64 - 2008 WCO vs. DET (DET 132, NSH 68)

## TEAM - GAME

### GOALS

**MOST GOALS SCORED**  
6 - 5/22/17 in 6-3 win vs. Anaheim  
- 4/17/15 in 6-2 win vs. Chicago

5 - nine times, last: 4/29/18 in 5-4  
OT win vs. Winnipeg

**At Home:**  
6 - 5/22/17 in 6-3 win vs. Anaheim  
- 4/17/15 in 6-2 win vs. Chicago

5 - seven times, last: 4/29/18 in  
5-4 OT win vs. Winnipeg

**On Road:**  
5 - 4/22/18 in 5-0 win at Colorado  
- 4/15/17 in 5-0 win at Chicago

4 - eight times, last: 5/7/18 in 4-0  
win at Winnipeg

**MOST GOALS ALLOWED**  
7 - 5/1/18 in 7-4 loss at Winnipeg

6 - 5/5/18 in 6-2 loss vs. Winnipeg  
- 6/8/17 in 6-0 loss at Pittsburgh  
- 4/20/16 in 6-3 loss vs. Anaheim

**At Home:**  
6 - 5/5/18 in 6-2 loss vs. Winnipeg  
- 4/20/16 in 6-3 loss vs. Anaheim

**On Road:**  
7 - 5/1/18 in 7-4 loss at Winnipeg

6 - 6/8/17 in 6-0 loss at Pittsburgh

**MOST GOALS SCORED BY BOTH TEAMS**  
11 - 5/1/18 in 7-4 loss at Winnipeg

**At Home:**  
9 - five times, last: 4/29/18 in 5-4 OT  
win vs. Winnipeg

**On Road:**  
11 - 5/1/18 in 7-4 loss at Winnipeg

**LARGEST MARGIN OF VICTORY**  
5 - 4/22/18 in 5-0 win at Colorado  
- 4/15/17 in 5-0 win vs. Chicago

4 - 5/7/18 in 4-0 win at Winnipeg  
- 6/3/17 in 5-1 win vs. Pittsburgh  
- 4/17/15 in 6-2 win vs. Chicago

**At Home:**  
5 - 4/15/17 in 5-0 win vs. Chicago  
4 - 6/3/17 in 5-1 win vs. Pittsburgh  
- 4/17/15 in 6-2 win vs. Chicago

**On Road:**  
5 - 4/22/18 in 5-0 win at Colorado  
4 - 5/7/18 in 4-0 win at Winnipeg

**LARGEST MARGIN OF DEFEAT**  
6 - 6/8/17 in 6-0 loss at Pittsburgh

5 - 5/2/16 in 5-0 loss at San Jose

**At Home:**  
4 - 5/10/18 in 5-1 loss vs. Winnipeg  
- 5/5/18 in 6-2 loss vs. Winnipeg

**On Road:**  
6 - 6/8/17 in 6-0 loss at Pittsburgh  
5 - 5/2/16 in 5-0 loss at San Jose

**SPECIAL TEAMS**

**MOST POWER PLAY GOALS**  
4 - 4/2/16 in 4-3 win vs. San Jose

**At Home:**  
4 - 4/2/16 in 4-3 win vs. San Jose

**On Road:**  
2 - five times, last: 5/7/18 in 7-4 loss  
at Winnipeg

**MOST POWER PLAY CHANCES**  
9 - 4/23/16 in 3-0 loss vs. San Jose

**At Home:**  
9 - 4/23/16 in 3-0 loss vs. San Jose

**On Road:**  
7 - 4/27/16 in 5-4 loss at San Jose

**MOST POWER PLAY GOALS AGAINST**  
3 - 4/23/16 in 3-0 loss vs. San Jose

**At Home:**  
3 - 4/23/16 in 3-0 loss vs. San Jose

**On Road:**  
2 - four times, last: 5/2/16 in 5-0 loss  
at San Jose

**MOST SHORTHANDED GOALS**  
1 - seven times, last: 5/5/18 in 6-2 loss  
vs. Winnipeg

**At Home:**  
1 - four times, last: 5/5/18 in 6-2 loss  
vs. Winnipeg

**On Road:**  
1 - 5/7/11 in 4-3 win at Vancouver  
- 4/24/10 in 5-4 OT loss at Chicago  
- 4/25/06 in 4-1 loss at San Jose

**MOST TIMES SHORTHANDED**  
10 - 4/23/16 in 3-0 loss vs. San Jose

9 - 4/25/06 in 4-1 loss at San Jose

**At Home:**  
10 - 4/23/16 in 3-0 loss vs. San Jose  
8 - 4/11/12 in 3-2 win vs. Detroit

**On Road:**  
9 - 4/25/06 in 4-1 loss at San Jose

**MOST SHORTHANDED GOALS AGAINST**  
1 - five times, last: 4/30/11 in 2-1 OT  
win at Vancouver

**At Home:**  
1 - 4/20/11 in 6-3 loss vs. Anaheim  
- 4/20/08 in 3-0 loss vs. Detroit

**On Road:**  
1 - 4/30/11 in 2-1 OT win at Vancouver  
- 4/24/10 in 5-4 OT loss at Chicago  
- 4/15/04 in 4-1 loss at Detroit

**PENALTY MINUTES**

**MOST PENALTY MINUTES**  
64 - 4/13/07 in 5-2 win vs. San Jose

**At Home:**  
64 - 4/13/07 in 5-2 win vs. San Jose

**On Road:**  
58 - 6/8/17 in 6-0 loss at Pittsburgh

**MOST PENALTY MINUTES, OPPONENT**  
57 - 4/13/07 in 5-2 win vs. San Jose

**At Home:**  
57 - 4/13/07 in 5-2 win vs. San Jose

**On Road:**  
46 - 4/13/11 in 4-1 win at Anaheim

**MOST PENALTY MINUTES BY BOTH TEAMS**  
121 - 4/13/07 in 5-2 win vs. San Jose  
(NSH 64, SJS 57)

**At Home:**  
121 - 4/13/07 in 5-2 win vs. San Jose  
(NSH 64, SJS 57)



# PLAYOFFS

## TEAM - GAME / PERIOD

### On Road:

100 - 6/8/17 in 6-0 loss at Pittsburgh (NSH 58, PIT 42)

### SHOTS

#### MOST SHOTS

54 - 4/15/15 in 4-3 2OT loss vs. Chicago  
52 - 4/21/15 in 3-2 3OT loss at Chicago

#### At Home:

54 - 4/15/15 in 4-3 2OT loss vs. Chicago  
49 - 4/17/17 in 3-2 OT win vs. Chicago  
48 - 4/27/18 in 4-1 loss vs. Winnipeg

#### On Road:

52 - 4/21/15 in 3-2 3OT loss at Chicago  
46 - 5/12/17 in 3-2 OT win at Anaheim

#### FEWEST SHOTS

15 - 4/17/04 in 2-0 loss vs. Detroit

#### At Home:

15 - 4/17/04 in 2-0 loss vs. Detroit

#### On Road:

17 - 4/17/12 in 3-1 win at Detroit  
- 4/23/06 in 4-1 loss at San Jose

#### MOST SHOTS AGAINST

54 - 4/18/08 in 2-1 OT loss at Detroit

#### At Home:

50 - 4/29/18 in 5-4 OT win vs. Winnipeg

#### On Road:

54 - 4/18/08 in 2-1 OT loss at Detroit

### FEWEST SHOTS AGAINST

12 - 5/29/17 in 5-3 loss at Pittsburgh  
16 - 4/17/11 in 4-3 win vs. Anaheim

#### At Home:

16 - 4/17/11 in 4-3 win vs. Anaheim

#### On Road:

12 - 5/29/17 in 5-3 loss at Pittsburgh  
17 - 5/17/12 in 2-1 loss at Phoenix

#### MOST SHOTS BY BOTH TEAMS

100 - 4/21/15 in 3-2 3OT loss at Chicago (NSH 52, CHI 48)  
96 - 4/15/15 in 4-3 2OT loss vs. Chicago (NSH 54, CHI 42)

#### At Home:

96 - 4/15/15 in 4-3 2OT loss vs. Chicago (NSH 54, CHI 42)

#### On Road:

100 - 4/21/15 in 3-2 3OT loss at Chicago (NSH 52, CHI 48)

#### FEWEST SHOTS BY BOTH TEAMS

38 - 5/29/17 in 5-3 loss at Pittsburgh (NSH 26, PIT 12)  
41 - 4/17/04 in 2-0 loss vs. Detroit (DET 26, NSH 15)

42 - 5/7/17 in 3-1 win vs. St. Louis (NSH 18, STL 24)

### At Home:

41 - 4/17/04 in 2-0 loss vs. Detroit (DET 26, NSH 15)  
42 - 5/7/17 in 3-1 win vs. St. Louis (NSH 18, STL 24)

#### On Road:

38 - 5/29/17 in 5-3 loss at Pittsburgh (NSH 26, PIT 12)  
47 - 5/12/16 in 5-0 loss at San Jose (SJS 27, NSH 20)

#### LARGEST SHOT ADVANTAGE

29 - 4/27/18 in 4-1 loss vs. Winnipeg (NSH 48, WPG 19)

#### At Home:

29 - 4/27/18 in 4-1 loss vs. Winnipeg (NSH 48, WPG 19)

#### On Road:

18 - 4/27/12 in 4-3 OT loss at Phoenix (NSH 42, PHX 24)

17 - 5/12/17 in 3-2 OT win at Anaheim (NSH 46, ANA 29)

#### LARGEST SHOT DEFICIT

33 - 4/18/08 in 2-1 OT loss at Detroit (DET 54, NSH 21)

### At Home:

23 - 5/22/17 in 6-3 win vs. Anaheim (ANA 41, NSH 18)  
- 4/20/08 in 3-0 loss vs. Detroit (DET 43, NSH 20)

#### On Road:

33 - 4/18/08 in 2-1 OT loss at Detroit (DET 54, NSH 21)

## TEAM - PERIOD

### GOALS

#### MOST GOALS

4 - 5/22/17 in 3rd of 6-3 win vs. Anaheim  
- 4/23/06 in 3rd of 5-2 win vs. Chicago  
- 4/16/10 in 3rd of 4-1 win at Chicago

#### At Home:

4 - 5/22/17 in 3rd of 6-3 win vs. Anaheim  
- 4/23/15 in 3rd of 5-2 win vs. Chicago  
3 - eight times, last: 4/14/18 in 2nd of 5-4 win vs. Colorado

#### On Road:

4 - 4/16/10 in 3rd of 4-1 win at Chicago

#### MOST GOALS AGAINST

5 - 4/29/16 in 3rd of 5-2 loss at San Jose  
4 - 5/15/18 in 2nd of 6-2 loss vs. Winnipeg  
- 5/18 in 2nd of 7-4 loss at Winnipeg  
- 4/26/10 in 1st of 5-3 win vs. Chicago

#### At Home:

4 - 5/15/18 in 2nd of 6-2 loss vs. Winnipeg  
- 4/26/10 in 1st of 5-3 win vs. Chicago

#### On Road:

5 - 4/29/16 in 3rd of 5-2 loss at San Jose

#### MOST GOALS BY BOTH TEAMS

7 - 4/26/10 in 3rd of 5-3 loss vs. Chicago (CHI 4, NSH 3)

#### At Home:

7 - 4/26/10 in 3rd of 5-3 loss vs. Chicago (CHI 4, NSH 3)

#### On Road:

6 - 4/29/16 in 3rd of 5-2 loss at San Jose (SJS 5, NSH 1)

### FASTEST GOALS

#### FASTEST GOAL FROM START OF GAME

0:16 - Adam Hall, 4/7/04 in 3-1 loss at Detroit

#### At Home:

0:27 - Ryan Johansen, 4/29/18 in 5-4 OT win vs. Winnipeg

#### On Road:

0:16 - Adam Hall, 4/7/04 in 3-1 loss at Detroit

#### FASTEST GOAL AGAINST FROM START OF GAME

1:26 - Ray Whitney, 4/17/04 in 2-0 loss vs. Detroit

#### At Home:

1:26 - Ray Whitney, 4/17/04 in 2-0 loss vs. Detroit

#### On Road:

1:31 - Justin Schultz, 6/8/17 in 6-0 loss at Pittsburgh

#### FASTEST GOAL FROM START OF SECOND PERIOD

0:38 - Filip Forsberg, 4/22/18 in 5-0 win at Colorado

#### At Home:

1:01 - Kevin Fiala, 4/14/18 in 5-4 win vs. Colorado

#### On Road:

0:38 - Filip Forsberg, 4/22/18 in 5-0 win at Colorado

#### FASTEST GOAL AGAINST FROM START OF SECOND PERIOD

0:35 - Logan Couture, 5/7/16 in 5-1 loss at San Jose

#### At Home:

1:00 - Ryan Kesler, 5/3/11 in 3-2 OT loss vs. Vancouver

#### On Road:

0:35 - Logan Couture, 5/7/16 in 5-1 loss at San Jose

#### FASTEST GOAL FROM START OF THIRD PERIOD

0:13 - David Legwand, 4/20/12 in 2-1 win vs. Detroit

#### At Home:

0:13 - David Legwand, 4/20/12 in 2-1 win vs. Detroit

#### On Road:

0:53 - Ryan Suter, 4/29/12 in 5-3 loss at Phoenix

#### FASTEST GOAL AGAINST FROM START OF THIRD PERIOD

0:10 - Jake Guentzel, 5/3/17 in 4-1 loss at Pittsburgh

#### At Home:

0:28 - Mark Scheifele, 5/5/18 in 6-2 loss vs. Winnipeg

#### On Road:

0:10 - Jake Guentzel, 5/3/17 in 4-1 loss at Pittsburgh

#### FASTEST GOAL FROM START OF OVERTIME

1:57 - Jerred Smithson, 4/22/11 in 4-3 win at Anaheim

#### At Home:

2:03 - Viktor Arvidsson, 5/9/16 in 4-3 win vs. San Jose

#### On Road:

1:57 - Jerred Smithson, 4/22/11 in 4-3 win at Anaheim

#### FASTEST GOAL AGAINST FROM START OF OVERTIME

1:48 - Johan Franzen, 4/18/08 in 2-1 loss at Detroit

#### At Home:

10:45 - Ryan Kesler, 5/3/11 in 3-2 loss vs. Vancouver

#### On Road:

1:48 - Johan Franzen, 4/18/08 in 2-1 loss at Detroit

#### LATEST GOAL FROM START OF OVERTIME

11:12 - Mike Fisher, 5/16/11 in 4-3 win vs. San Jose (3OT)

#### At Home:

11:12 - Mike Fisher, 5/16/11 in 4-3 win vs. San Jose (3OT)

#### On Road:

14:51 - Matt Halischuk, 4/30/11 in 2-1 win at Vancouver (2OT)

# PLAYOFFS

## TEAM - PERIOD

### LATEST GOAL AGAINST FROM START OF OVERTIME

1:00 - Brent Seabrook, 4/21/15 in 3-2 loss at Chicago (30T)  
8:14 - Patrick Rissmiller, 4/1/07 in 5-4 loss vs. San Jose (20T)

**At Home:**  
8:14 - Patrick Rissmiller, 4/1/07 in 5-4 loss vs. San Jose (20T)  
7:49 - Duncan Keith, 4/15/15 in 4-3 loss vs. Chicago (20T)

**On Road:**  
1:00 - Brent Seabrook, 4/21/15 in 3-2 loss at Chicago (30T)

### FASTEST TWO GOALS, TEAM

0:09 - Ryan Suter & Jason Arnott, 4/14/08 @ 16:03 & 16:32 of 3rd in 5-3 win vs. Detroit

**At Home:**  
0:09 - Ryan Suter & Jason Arnott, 4/14/08 @ 16:03 & 16:32 of 3rd in 5-3 win vs. Detroit

**On Road:**  
0:11 - Alexander Radulov & Jordin Tootoo, 4/12/08 @ 2:19 & 2:30 of 2nd in 4-2 loss at Detroit

### FASTEST TWO GOALS AGAINST, TEAM

0:15 - Scott Wilson & Evgeni Malkin, 5/31/17 @ 3:13 & 3:28 of 3rd in 4-1 loss at Pittsburgh

**At Home:**  
0:30 - twice, last: Teemu Selanne (twice), 4/17/11 @ 18:10 & 18:40 of 2nd in 4-3 win vs. Anaheim

**On Road:**  
0:15 - Scott Wilson & Evgeni Malkin, 5/31/17 @ 3:13 & 3:28 of 3rd in 4-1 loss at Pittsburgh

### FASTEST TWO GOALS, BOTH TEAMS

0:11 - Pavel Datsyuk (DET) & Greg de Vries (NSH), 4/16/08 @ 6:24 & 6:35 of 2nd in 3-2 win vs. Detroit

**At Home:**  
0:11 - Pavel Datsyuk (DET) & Greg de Vries (NSH), 4/16/08 @ 6:24 & 6:35 of 2nd in 3-2 win vs. Detroit

**On Road:**  
0:20 - Ryan Johansen (NSH) & Logan Couture (SJS), 4/29/16 @ 18:11 & 18:31 of 2nd in 5-2 loss at San Jose

### FASTEST THREE GOALS, TEAM

2:19 - Filip Forsberg, Craig Smith & Mike Santorelli, 4/17/15 @ 12:41, 14:28 & 15:00 of 3rd in 6-2 win vs. Chicago

**At Home:**  
2:19 - Filip Forsberg, Craig Smith & Mike Santorelli, 4/17/15 @ 12:41, 14:28 & 15:00 of 3rd in 6-2 win vs. Chicago

**On Road:**  
9:09 - J-P Dumont, Jerred Smithson & Martin Erat, 4/16/10 @ 10:37, 19:12 & 19:46 of 3rd in 4-2 win at Chicago

### FASTEST THREE GOALS AGAINST, TEAM

2:51 - Paul Stastny, Dustin Byfuglien & Jacob Trouba, 5/1/18 @ 2:28, 5:11 & 5:29 of 2nd in 7-4 loss at Winnipeg

**At Home:**  
4:31 - Kyle Connor, Dustin Byfuglien & Kyle Connor, 5/1/18 @ 12:30, 14:35 & 17:01 of 2nd in 6-2 loss vs. Winnipeg

**On Road:**  
2:51 - Paul Stastny, Dustin Byfuglien & Jacob Trouba, 5/1/18 @ 2:28, 5:11 & 5:29 of 2nd in 7-4 loss at Winnipeg

### FASTEST THREE GOALS, BOTH TEAMS

0:59 - Ryan Johansen (NSH), Logan Couture (SJS) & Tommy Wingels (SJS), 4/29/16 @ 18:11, 18:31 & 19:10 of 2nd in 5-2 loss at San Jose

**At Home:**  
1:04 - Cam Fowler (ANA), Saku Koivu (ANA) & Patric Hornqvist (NSH), 4/20/11 @ 4:41, 5:14 & 5:45 of 1st in 6-3 loss vs. Anaheim

**On Road:**  
0:59 - Ryan Johansen (NSH), Logan Couture (SJS) & Tommy Wingels (SJS), 4/29/16 @ 18:11, 18:31 & 19:10 of 2nd in 5-2 loss at San Jose

### SPECIAL TEAMS

#### MOST POWER PLAY GOALS

3 - 4/21/06 in 1st of 4-3 win vs. San Jose

**At Home:**  
3 - 4/21/06 in 1st of 4-3 win vs. San Jose

**On Road:**  
1 - 20 times, last: 5/3/18 in 2nd of 2-1 win vs. Winnipeg

#### MOST POWER PLAY CHANCES

5 - 4/23/06 in 3rd of 3-0 loss vs. San Jose

**At Home:**  
5 - 4/23/06 in 3rd of 3-0 loss vs. San Jose

**On Road:**  
3 - five times, last: 5/12/17 in 3rd of 3-2 win at Anaheim

#### MOST POWER PLAY GOALS AGAINST

3 - 4/23/06 in 1st of 3-0 loss vs. San Jose

**At Home:**  
3 - 4/23/06 in 1st of 3-0 loss vs. San Jose

**On Road:**  
2 - three times, last: 4/29/16 in 3rd of 5-2 loss at San Jose

#### MOST SHORTHANDED GOALS

1 - seven times, last: 5/5/18 in 2nd of 6-2 loss vs. Winnipeg

**At Home:**  
1 - four times, last: 5/5/18 in 2nd of 6-2 loss vs. Winnipeg

**On Road:**  
1 - three times, last: 5/7/11 in 1st of 4-3 win at Vancouver

### MOST SHORTHANDED SITUATIONS

5 - three times, last: 4/26/10 in 2nd of 5-3 loss vs. Chicago

**At Home:**  
5 - 4/26/10 in 2nd of 5-3 loss vs. Chicago - 4/20/07 in 2nd of 3-2 loss vs. San Jose  
- 4/23/06 in 1st of 3-0 loss vs. San Jose

**On Road:**  
4 - four times, last: 4/15/11 in 1st of 5-3 loss at Anaheim

**MOST SHORTHANDED GOALS AGAINST**  
1 - five times, last: 4/30/11 in 2nd of 2-1 loss at Vancouver

**At Home:**  
1 - 4/20/11 in 3rd of 6-3 loss vs. Anaheim - 4/20/08 in 2nd of 3-0 loss vs. Detroit

**On Road:**  
1 - 4/30/11 in 2nd of 2-1 OT loss at Vancouver  
- 4/24/10 in 3rd of 5-4 OT loss at Chicago  
- 4/15/04 in 1st of 4-1 loss at Detroit

### PENALTY MINUTES

#### MOST PENALTY MINUTES

52 - 6/8/17 in 3rd of 6-0 loss at Pittsburgh

**At Home:**  
35 - 4/13/07 in 3rd of 5-2 win vs. San Jose

**On Road:**  
52 - 6/8/17 in 3rd of 6-0 loss at Pittsburgh

**MOST PENALTY MINUTES, OPPONENT**  
41 - 4/13/07 in 3rd of 5-2 win vs. San Jose

**At Home:**  
41 - 4/13/07 in 3rd of 5-2 win vs. San Jose

**On Road:**  
40 - 4/13/11 in 3rd of 4-1 win at Anaheim

#### MOST PENALTY MINUTES BY BOTH TEAMS

90 - 6/8/17 in 3rd of 6-0 loss at Pittsburgh (NSH 52, PIT 38)

**At Home:**  
76 - 4/13/07 in 3rd of 5-2 win vs. San Jose (SJS 41, NSH 35)

**On Road:**  
90 - 6/8/17 in 3rd of 6-0 loss at Pittsburgh (NSH 52, PIT 38)

### SHOTS

#### MOST SHOTS

21 - 5/10/18 in 3rd of 5-1 loss vs. Winnipeg

20 - 5/5/18 in 3rd of 6-2 loss vs. Winnipeg  
- 4/27/18 in 1st of 4-1 loss vs. Winnipeg

18 - 5/31/17 in 1st of 4-1 loss at Pittsburgh  
- 5/18/17 in 2nd of 3-2 loss vs. Anaheim

- 4/30/17 in 2nd of 3-1 win vs. St. Louis

### At Home:

20 - 5/5/18 in 3rd of 6-2 loss vs. Winnipeg  
- 4/27/18 in 1st of 4-1 loss vs. Winnipeg

18 - 5/18/17 in 2nd of 3-2 loss vs. Anaheim  
- 4/30/17 in 2nd of 3-1 win vs. St. Louis

### On Road:

18 - 5/30/17 in 1st of 4-1 loss at Pittsburgh

17 - 5/12/17 in 2nd of 3-2 OT win at Anaheim  
- 4/19/15 in 2nd of 4-2 loss at Chicago

### MOST SHOTS AGAINST

23 - 4/11/04 in 3rd of 3-1 win vs. Detroit

**At Home:**  
23 - 4/11/04 in 3rd of 3-1 win vs. Detroit

**On Road:**  
20 - 4/18/08 in 2nd of 2-1 OT loss at Detroit

**MOST SHOTS BY BOTH TEAMS**  
34 - 4/29/12 in 2nd of 5-3 loss at Phoenix (PHX 19, NSH 15)

**At Home:**  
33 - 4/30/06 in 2nd of 2-1 loss vs. San Jose (SJS 18, NSH 15)

**On Road:**  
34 - 4/29/12 in 2nd of 5-3 loss at Phoenix (PHX 19, NSH 15)

### FEWEST SHOTS

3 - six times, last: 5/12/16 in 1st of 5-0 loss at San Jose

**At Home:**  
3 - 4/13/04 in 1st of 3-0 win vs. Detroit

**On Road:**  
3 - five times, last: 5/12/16 in 1st of 5-0 loss at San Jose

### FEWEST SHOTS AGAINST

0 - 5/29/17 in 2nd of 5-3 loss at Pittsburgh

1 - 4/27/12 in 3rd of 4-3 OT loss at Phoenix  
2 - 5/9/11 in 2nd of 2-1 loss vs. Vancouver  
- 4/1/07 in 3rd of 5-4 loss vs. San Jose

**At Home:**  
2 - 5/9/11 in 2nd of 2-1 loss vs. Vancouver  
- 4/1/07 in 3rd of 5-4 loss vs. San Jose

**On Road:**  
0 - 5/29/17 in 2nd of 5-3 loss at Pittsburgh

1 - 4/27/12 in 3rd of 4-3 OT loss at Phoenix  
3 - 4/27/06 in 3rd of 5-4 loss at San Jose

### FEWEST SHOTS BY BOTH TEAMS

9 - 5/29/17 in 2nd of 5-3 loss at Pittsburgh (NSH 9, PIT 0)  
- 5/9/11 in 2nd of 2-1 loss vs. Vancouver (NSH 7, VAN 2)

**At Home:**  
9 - 5/9/11 in 2nd of 2-1 loss vs. Vancouver (NSH 7, VAN 2)

**On Road:**  
9 - 5/29/17 in 2nd of 5-3 loss at Pittsburgh (NSH 9, PIT 0)

11 - 4/15/04 in 2nd of 4-1 loss at Detroit (NSH 6, DET 5)

# PLAYOFFS

## PLAYER - CAREER / SEASON

### LARGEST SHOT ADVANTAGE

16 - 4/17/18 in 1st of 4-1 loss vs. Winnipeg (NSH 20, WPG 4)

### At Home:

16 - 4/17/18 in 1st of 4-1 loss vs. Winnipeg (NSH 20, WPG 4)

### On Road:

15 - 4/27/12 in 3rd of 4-3 OT loss at Phoenix  
14 - 5/10/18 in 3rd of 5-1 loss vs. Winnipeg

### LARGEST SHOT DEFICIT

17 - 4/18/08 in 2nd of 2-1 OT loss at Detroit (DET 20, NSH 3)  
- 4/20/08 in 2nd of 3-0 loss vs. Detroit (DET 12, NSH 4)

### At Home:

17 - 4/20/08 in 2nd of 3-0 loss vs. Detroit (DET 12, NSH 4)

### On Road:

17 - 4/18/08 in 2nd of 2-1 OT loss at Detroit (DET 20, NSH 3)

## PLAYER - CAREER

### GAMES PLAYED

#### MOST GAMES PLAYED

71 - Mike Fisher, 2011-18

#### By Defenseman

65 - Roman Josi, 2012-18

#### MOST GAMES PLAYED AGAINST

19 - Ryan Getzlaf, Corey Perry, Ryan Kesler & Cam Fowler (ANA), 2011-17

### GOALS

#### MOST GOALS

22 - Filip Forsberg, 2015-18

#### By Defenseman

13 - Shea Weber, 2006-16

#### MOST GOALS AGAINST

13 - Patrick Marleau (SJS), 2006-16

#### MOST GAME-WINNING GOALS

3 - Viktor Arvidsson, 2016-18  
- David Legwand, 2004-12  
- James Neal, 2015-17

### ASSISTS

#### MOST ASSISTS

23 - Ryan Johansen, 2016-18

### By Defenseman

22 - Ryan Ellis, 2012-18

#### MOST ASSISTS AGAINST

16 - Joe Thornton (SJS), 2006-16

### POINTS

#### MOST POINTS

42 - Filip Forsberg (22g+20a), 2015-18

#### By Defenseman

28 - Roman Josi (8g+20a), 2012-18

- Shea Weber (13g+15a), 2006-16

#### MOST POINTS AGAINST

19 - Patrick Marleau (SJS, 13g+6a), 2006-16

### SPECIAL TEAMS

#### MOST POWER-PLAY GOALS

6 - Colin Wilson, 2010-17

#### By Defenseman

5 - Shea Weber, 2006-16

#### MOST POWER-PLAY POINTS

11 - Filip Forsberg (4g+7a), 2015-18  
- P.K. Subban (4g+7a), 2017-18

#### By Defenseman

11 - P.K. Subban (4g+7a), 2017-18

### MOST SHORTHANDED GOALS

3 - David Legwand, 2004-12

#### MOST SHORTHANDED POINTS

4 - David Legwand (3g-1a), 2004-12

### SHOTS

#### MOST SHOTS

198 - Roman Josi (2012-18)

#### By Defenseman

198 - Roman Josi (2012-18)

### PENALTY MINUTES

#### MOST PENALTY MINUTES

63 - Jordin Tootoo, 2004-12

#### By Defenseman

57 - Shea Weber, 2006-16

### GOALTENDING

#### MOST GAMES PLAYED

83 - Pekka Rinne, 2010-18

#### MOST MINUTES PLAYED

4,979 - Pekka Rinne, 2010-18

#### MOST WINS

43 - Pekka Rinne, 2010-18

### MOST LOSSES

40 - Pekka Rinne, 2010-18

#### MOST GOALS ALLOWED

203 - Pekka Rinne, 2010-18

#### LOWEST GOALS-AGAINST AVERAGE

##### (MIN. 4 GAMES)

1.76 - Juuse Saros, 2017-18

#### HIGHEST SAVE PERCENTAGE (MIN. 4 GAMES)

.938 - Dan Ellis, 2008

### MOST SHUTOUTS

5 - Pekka Rinne, 2010-18

#### MOST ASSISTS

6 - Pekka Rinne, 2010-18

#### MOST POINTS

6 - Pekka Rinne, 2010-18

#### MOST PENALTY MINUTES

4 - Pekka Rinne, 2010-18

## PLAYER - SEASON

### GOALS

#### MOST GOALS

9 -

7 - Filip Forsberg, 2018

- Joel Ward, 2011

6 - Roman Josi, 2017

- James Neal, 2017

- Colton SiSSons, 2017

- David Legwand, 2011

### By Defenseman

6 - Roman Josi, 2017

5 - Ryan Ellis, 2017

3 - Mattias Ekholm, 2016

- Shea Weber, 2016

- Shea Weber, 2011

#### By Rookie

4 - Filip Forsberg, 2015

3 - Frederick Gaudreau, 2017

### MOST GOALS AT HOME

6 - Filip Forsberg, 2017

- Roman Josi, 2017

4 - Ryan Johansen, 2018

- Colton SiSSons, 2017

- Colin Wilson, 2015

- Filip Forsberg, 2015

- David Legwand, 2011

- J-P Dumont, 2007

### By Defenseman

6 - Roman Josi, 2017

2 - Ryan Ellis, 2017

- Shea Weber, 2016

- Shea Weber, 2010

#### By Rookie

4 - Filip Forsberg, 2015

2 - Frederick Gaudreau, 2017

# PLAYOFFS

## PLAYER - SEASON / SERIES

### MOST GOALS ON ROAD

5	- Filip Forsberg, 2018
4	- James Neal, 2017
	- Joel Ward, 2011
3	- eight times, last: Viktor Arvidsson & Austin Watson, 2018

### By Defenseman

3	- Ryan Ellis, 2017
	- Shea Weber, 2011

### By Rookie

2	- Pontus Aberg, 2017
1	- six times, last: Frederick Gaudreau, 2017

### MOST GAME-WINNING GOALS

2	- James Neal, 2017
	- Colton Sissons, 2017
	- Frederick Gaudreau, 2017
	- Shea Weber, 2016
	- David Legwand, 2012

### LONGEST GOAL-SCORING STREAK

4	- Filip Forsberg (4g), 5/12-5/18/17
3	- P.K. Subban (3g), 4/29-5/3/18
	- Austin Watson (3g), 4/12-4/16/18
	- Ryan Ellis (3g), 4/28-5/2/17
	- Joel Ward (4g), 5/3-5/7/11

### ASSISTS

#### MOST ASSISTS

10	- Viktor Arvidsson, 2017
	- Mattias Ekholm, 2017
	- Ryan Johansen, 2017
	- P.K. Subban, 2017

### By Defenseman

10	- Mattias Ekholm, 2017
	- P.K. Subban, 2017
8	- Ryan Ellis, 2017
	- Roman Josi, 2017
	- Roman Josi, 2016

### By Rookie

3	- Pontus Aberg, 2017
2	- seven times, last: Filip Forsberg & Calle Jankrok, 2015

### MOST ASSISTS AT HOME

7	- Viktor Arvidsson, 2017
6	- Ryan Ellis, 2017
5	- Mattias Ekholm, 2017
	- Ryan Ellis, 2016

### By Defenseman

6	- Ryan Ellis, 2017
5	- Mattias Ekholm, 2017
	- Ryan Ellis, 2016

### By Rookie

2	- Pontus Aberg, 2017
	- Calle Jankrok, 2015
	- Gabriel Bourque, 2012
	- Dan Hamhuis, 2004

### MOST ASSISTS ON ROAD

7	- Ryan Johansen, 2017
	- P.K. Subban, 2017
6	- Ryan Johansen, 2018
	- Roman Josi, 2016

### By Defenseman

7	- P.K. Subban, 2017
6	- Roman Josi, 2016

### By Rookie

1	- seven times, last: Pontus Aberg, 2017
---	---

### LONGEST ASSIST STREAK

5	- Ryan Johansen (6a), 4/13-4/26/17
4	- Ryan Ellis (5a), 4/17-4/28/17
	- Mattias Ekholm (5a), 5/7-5/16/17
	- Roman Josi (5a), 4/29-5/5/16
	- Alexander Radulov (4a), 4/13-4/20/12

### POINTS

#### MOST POINTS

16	- Filip Forsberg (7g-9a), 2018
	- Filip Forsberg (9g-7a), 2017
14	- Ryan Johansen (5g-9a), 2018
	- Roman Josi (6g-8a), 2017
13	- five times, last: Viktor Arvidsson (3g-10a), Ryan Ellis (5g-8a) & Ryan Johansen (3g-10a), 2017

### By Defenseman

14	- Roman Josi (6g-8a), 2017
13	- Ryan Ellis (5g-8a), 2017
	- P.K. Subban (2g-10a), 2017
	- Mattias Ekholm (1g-10a), 2017

### By Rookie

6	- Filip Forsberg (4g-2a), 2015
5	- Pontus Aberg (2g-3a), 2017

### MOST POINTS AT HOME

10	- Filip Forsberg (6g-4a), 2017
9	- Viktor Arvidsson (2g-7a), 2017
	- Roman Josi (6g-3a), 2017

### By Defenseman

9	- Roman Josi (6g-3a), 2017
8	- Ryan Ellis (2g-6a), 2017

### By Rookie

5	- Filip Forsberg (4g-1a), 2015
---	--------------------------------

### MOST POINTS ON ROAD

10	- Filip Forsberg (5g-5a), 2018
9	- Ryan Johansen (2g-7a), 2017
8	- P.K. Subban (1g-7a), 2017

### By Defenseman

8	- P.K. Subban (1g-7a), 2017
6	- Roman Josi (6a), 2016

### By Rookie

3	- Pontus Aberg (2g-1a), 2017
---	------------------------------

### LONGEST POINT STREAK

7	- Filip Forsberg (5g-3a), 5/7-5/22/17
	- Ryan Ellis (4g-5a), 4/15-5/2/17
	- Colin Wilson (4g-5a), 4/27-5/9/16
6	- Austin Watson (4g-3a), 4/12-4/22/18
5	- five times, last: Ryan Johansen (1g-6a) & Filip Forsberg (3g-3a), 4/13-4/26/17

### SPECIAL TEAMS

#### MOST POWER-PLAY GOALS

4	- P.K. Subban, 2018
	- Colin Wilson, 2015

### By Defenseman

4	- P.K. Subban, 2018
2	- Roman Josi, 2017
	- Ryan Ellis, 2017
	- Shea Weber, 2011

### By Rookie

1	- Kevin Fiala, 2017
	- Filip Forsberg, 2015
	- Shea Weber, 2006

### MOST POWER-PLAY POINTS

6	- Filip Forsberg (1g-5a), 2018
	- Ryan Johansen (1g-5a), 2018
	- P.K. Subban (6a), 2017
	- Paul Kariya (2g-4a), 2006

### By Defenseman

6	- P.K. Subban (6a), 2017
5	- P.K. Subban (4g-1a), 2018
	- Roman Josi (3g-3a), 2017

### By a Rookie

2	- Filip Forsberg (1g-1a), 2015
---	--------------------------------

### MOST SHORTHANDED GOALS

2	- David Legwand, 2011
---	-----------------------

### MOST SHORTHANDED POINTS

2	- David Legwand (2a), 2011
---	----------------------------

### SHOTS

#### MOST SHOTS

76	- Roman Josi, 2017
----	--------------------

### By Defenseman

76	- Roman Josi, 2017
----	--------------------

### By Rookie

24	- Viktor Arvidsson, 2016
----	--------------------------

### PENALTY MINUTES

38	- Mattias Ekholm, 2017
----	------------------------

### By Defenseman

38	- Mattias Ekholm, 2017
----	------------------------

### By Rookie

19	- Alexander Radulov, 2007
----	---------------------------

### PLUS/MINUS

#### HIGHEST PLUS/MINUS

+14	- Filip Forsberg, 2017
-----	------------------------

### By Defenseman

+7	- Francis Bouillon, 2012
----	--------------------------

### By Rookie

+2	- four times, last: Frederick Gaudreau, 2017
----	--

### GOALTENDING

#### MOST GAMES PLAYED

22	- Pekka Rinne, 2017
----	---------------------

#### MOST CONSECUTIVE GAMES PLAYED

22	- Pekka Rinne, 4/13-6/8/17
----	----------------------------

#### MOST CONSECUTIVE STARTS

22	- Pekka Rinne, 4/13-6/8/17
----	----------------------------

#### MOST MINUTES PLAYED

1,289	- Pekka Rinne, 2017
-------	---------------------

#### MOST WINS

14	- Pekka Rinne, 2017
----	---------------------

#### MOST CONSECUTIVE WINS

5	- Pekka Rinne, 4/13-4/26/17
---	-----------------------------

#### MOST LOSSES

8	- Pekka Rinne, 2017
---	---------------------

#### MOST CONSECUTIVE LOSSES

4	- Chris Mason, 4/23-4/30/06
---	-----------------------------

#### MOST GOALS ALLOWED

42	- Pekka Rinne, 2017
----	---------------------

#### LOWEST GOALS-AGAINST AVERAGE (MIN. 4 GAMES)

1.06	- Juuse Saros, 2018
------	---------------------

#### HIGHEST SAVE PERCENTAGE (MIN. 4 GAMES)

952	- Juuse Saros, 2018
-----	---------------------

#### MOST SHUTOUTS

2	- Pekka Rinne, 2018
	- Pekka Rinne, 2017

#### LONGEST SHUTOUT STREAK

141:05	- Pekka Rinne, 4/13-4/18/17
--------	-----------------------------

#### MOST ASSISTS/POINTS

3	- Pekka Rinne (3a), 2017
---	--------------------------

#### MOST PENALTY MINUTES

2	- Pekka Rinne, 2018
	- Pekka Rinne, 2012
	- Tomas Vokoun, 2007

## PLAYER - SERIES

### GOALS

#### MOST GOALS

5	- Filip Forsberg, 2017 WCF vs. ANA
	- Colin Wilson, 2015 WCO vs. CHI

### By Defenseman

4	- P.K. Subban, 2018 WCS vs. WPG
---	---------------------------------

### By Rookie

4	- Filip Forsberg, 2015 WCO vs. CHI
---	------------------------------------

### MOST GOALS BY AN OPPONENT

7	- Mark Scheifele, 2018 WCS vs. WPG
	- Patrick Marleau, 2006 WCO vs. SJS

### MOST GOALS AT HOME

4	- Filip Forsberg, 2015 WCO vs. CHI
	- Colin Wilson, 2015 WCO vs. CHI
	- J-P Dumont, 2007 WCO vs. SJS

# PLAYOFFS

## PLAYER - SERIES / GAME

### By Defenseman

- 2 - P.K. Subban, 2018 vs. WPG
- Roman Josi, 2017 WCO vs. CHI
- Roman Josi, 2017 WCS vs. STL
- Ryan Ellis, 2017 WCS vs. STL
- Shea Weber, 2010 WCO vs. CHI

### By Rookie

- 4 - Filip Forsberg, 2015 WCO vs. CHI

### MOST GOALS ON ROAD

- 3 - Filip Forsberg, 2018 WCS vs. WPG
- James Neal, 2015 WCO vs. CHI
- Shea Weber, 2011 WCO vs. ANA
- Martin Erat, 2010 WCO vs. CHI

### By Defenseman

- 3 - Shea Weber, 2011 WCO vs. ANA

### By Rookie

- 1 - eight times, last: Pontus Aberg/  
Frederick Gaudreau, 2017 SCF vs. PIT

### MOST GAME-WINNING GOALS

- 2 - Frederick Gaudreau, 2017 SCF vs. PIT

### ASSISTS

#### MOST ASSISTS

- 7 - Filip Forsberg, 2018 WCS vs. WPG

### By Defenseman

- 5 - Mattias Ekholm, 2018 WCO vs. COL
- Mattias Ekholm, 2017 WCF vs. ANA
- Roman Josi, 2016 WCS vs. SJS

### By Rookie

- 2 - seven times, last: Pontus Aberg,  
2017 WCF vs. ANA

### MOST ASSISTS BY AN OPPONENT

- 9 - Blake Wheeler, 2018 WCS vs. WPG

### MOST ASSISTS AT HOME

- 4 - Filip Forsberg, 2018 WCS vs. WPG
- Ryan Ellis, 2016 WCS vs. SJS
- Paul Kariya, 2006 WCO vs. SJS

### By Defenseman

- 4 - Ryan Ellis, 2016 WCS vs. SJS

### By Rookie

- 2 - Calle Jankrok, 2015 WCO vs. CHI
- Dan Hamhuis, 2004 WCO vs. DET

### MOST ASSISTS ON ROAD

- 5 - Ryan Johansen, 2018 WCS vs. WPG

### By Defenseman

- 3 - Mattias Ekholm, 2017 WCF vs. ANA
- Roman Josi, 2016 WCS vs. SJS

- Roman Josi, 2016 WCO vs. ANA
- Ryan Suter, 2012 WCS vs. PHX

### By Rookie

- 1 - eight times, last: Pontus Aberg,  
2017 WCO vs. CHI

### POINTS

#### MOST POINTS

- 10 - Filip Forsberg (3g-7a), 2018  
WCS vs. WPG
- 9 - Ryan Johansen (3g-6a), 2018  
WCS vs. WPG
- 8 - Colin Wilson (3g-5a), 2016  
WCS vs. SJS
- Joel Ward (4g-4a), 2011 WCS  
vs. VAN

### By Defenseman

- 6 - Roman Josi (1g-5a), 2016  
WCS vs. SJS

### By Rookie

- 6 - Filip Forsberg (4g-2a), 2015  
WCO vs. CHI

### MOST POINTS BY AN OPPONENT

- 11 - Mark Scheifele (1g-4a), 2018  
WCS vs. WPG
- Blake Wheeler (2g-9a), 2018  
WCS vs. WPG
- Logan Couture (6g-5a), 2016  
WCS vs. SJS
- Ryan Kesler (5g-6a), 2011  
WCS vs. VAN

### MOST POINTS AT HOME

- 5 - Colin Wilson (3g-2a), 2016  
WCS vs. SJS
- Filip Forsberg (4g-1a), 2015  
WCO vs. CHI
- Paul Kariya (1g-4a), 2006  
WCO vs. SJS

### By Defenseman

- 4 - Ryan Ellis (4a), 2016 WCS vs. SJS

### By Rookie

- 5 - Filip Forsberg (4g-1a), 2015  
WCO vs. CHI

### MOST POINTS ON ROAD

- 6 - Filip Forsberg (3g-3a), 2018  
WCS vs. WPG

### By Defenseman

- 5 - Shea Weber (3g-2a), 2011  
WCO vs. ANA

### By Rookie

- 1 - 16 times, last: Pontus Aberg  
(1g) & Frederick Gaudreau (1g) in  
2017 SCF vs. PIT

### SPECIAL TEAMS

#### MOST POWER-PLAY GOALS

- 4 - P.K. Subban, 2018 WCS vs. WPG
- Colin Wilson, 2015 WCO vs. CHI

### By Defenseman

- 4 - P.K. Subban, 2018 WCS vs. WPG

### By Rookie

- 1 - Filip Forsberg, 2015 WCO vs. CHI
- Shea Weber, 2006 WCO vs. SJS

### MOST POWER-PLAY POINTS

- 5 - P.K. Subban (4g-1a), 2018  
WCS vs. WPG

### By Rookie

- 2 - Filip Forsberg (1g-1a), 2015  
WCO vs. CHI

### MOST SHORTHANDED GOALS

- 2 - David Legwand, 2011 WCS vs. VAN

### MOST SHORTHANDED POINTS

- 2 - David Legwand (2g), 2011  
WCS vs. VAN

### SHOTS

#### MOST SHOTS

- 34 - Filip Forsberg, 2018 WCS vs. WPG
- By Defenseman
- 25 - Roman Josi, 2018 WCO vs. COL
- Roman Josi, 2016 WCS vs. SJS

### By Rookie

- 22 - Filip Forsberg, 2015 WCO vs. CHI

### PENALTY MINUTES

#### MOST PENALTY MINUTES

- 28 - Scott Hartnell, 2007 WCO vs. SJS
- By Defenseman
- 20 - Barret Jackman, 2016 WCS vs. SJS

### By Rookie

- 19 - Alexander Radulov, 2007 WCO vs. SJS

### PLUS/MINUS

#### HIGHEST PLUS/MINUS

- +9 - Mattias Ekholm, 2018 WCO vs. COL

### By Defenseman

- +9 - Mattias Ekholm, 2018 WCO vs. COL

### By Rookie

- +5 - Gabriel Bourque, 2012 WCO vs. DET

### GOALTENDING

#### MOST GAMES PLAYED

- 7 - Pekka Rinne, 2018 WCS vs. WPG
- Pekka Rinne, 2016 WCS vs. SJS
- Pekka Rinne, 2016 WCO vs. ANA

#### MOST MINUTES PLAYED

- 449 - Pekka Rinne, 2016 WCS vs. SJS

#### MOST WINS

- 4 - seven times, last: Pekka Rinne,  
2018 WCO vs. COL

#### MOST LOSSES

- 4 - 11 times, last: Pekka Rinne, 2017  
WCS vs. WPG

#### MOST GOALS ALLOWED

- 21 - Pekka Rinne, 2018 WCS vs. WPG
- Pekka Rinne, 2016 WCS vs. SJS

#### LOWEST GOALS-AGAINST AVERAGE

##### (MIN. 4 GAMES)

- 1.750 - Pekka Rinne, 2017 WCO vs. CHI
- 1.81 - Pekka Rinne, 2012 WCO vs. DET
- 1.94 - Pekka Rinne, 2011 WCS vs. VAN

#### HIGHEST SAVE PERCENTAGE (MIN. 4 GAMES)

- 976 - Pekka Rinne, 2017 WCO vs. CHI
- 944 - Pekka Rinne, 2012 WCO vs. DET
- 939 - Tomas Vokoun, 2004 WCO vs. DET

#### MOST SHUTOUTS

- 2 - Pekka Rinne, 2017 WCO vs. CHI

#### MOST ASSISTS/POINTS

- 2 - Pekka Rinne, 2017 WCO vs. CHI

#### MOST PENALTY MINUTES

- 2 - Pekka Rinne, 2018 WCS vs. WPG
- Pekka Rinne, 2012 WCS vs. PHX
- Tomas Vokoun, 2007 WCO vs. SJS

## PLAYER - GAME

### GOALS

#### MOST GOALS

- 3 - Filip Forsberg, 4/23/15 vs. Chicago
- Colton Sissons, 5/22/17 vs. Anaheim
- 2 - 23 times, last: Viktor  
Arvidsson, 5/7/18 at Winnipeg

### By Defenseman

- 2 - Roman Josi, 4/20/17 vs. Chicago

### By Rookie

- 3 - Filip Forsberg, 4/23/15 vs.  
Chicago

- 2 - Gabriel Bourque, 4/11/12  
vs. Detroit
- Alexander Radulov, 4/11/07  
vs. San Jose

#### MOST GOALS AGAINST

- 3 - Patrick Marleau, 4/27/06 at  
San Jose

### ASSISTS

#### MOST ASSISTS

- 4 - Paul Kariya, 4/21/06 vs. San Jose

### By Defenseman

- 2 - 25 times, last: Roman Josi, 5/7/18  
at Winnipeg

### By Rookie

- 2 - Pontus Aberg, 5/22/17 vs. Anaheim
- Dan Hamhuis, 4/13/04 vs. Detroit

#### MOST ASSISTS BY OPPONENT

- 3 - five times, last: Blake Wheeler,  
5/5/18 at Nashville

### POINTS

#### MOST POINTS

- 4 - Paul Kariya (4a), 4/21/06 vs.  
San Jose
- 3 - 15 times, last: Viktor Arvidsson  
(2g-1a) & Filip Forsberg (1g-2a),  
5/7/18 at Winnipeg

### By Defenseman

- 3 - Roman Josi (1g-2a), 6/3/17 vs.  
Pittsburgh
- P.K. Subban (1g-2a), 4/26/17  
at St. Louis

# PLAYOFFS

## PLAYER - GAME / PERIOD

### By Rookie

- 3 - Filip Forsberg (3g), 4/23/15 vs. Chicago
- 2 - six times, last: Pontus Aberg (2a), 5/22/17 vs. Anaheim

### MOST POINTS BY OPPONENT

- 3 - 29 times, last: Paul Stastny (NPG, 2g-1a), 5/10/18 at Nashville

### SPECIAL TEAMS

#### MOST POWER PLAY GOALS

- 1 - 54 times, last: P.K. Subban, 5/10/18 at Nashville

#### MOST POWER PLAY GOALS AGAINST

- 2 - Ryan Kesler, 5/3/11 vs. Vancouver  
- Patrick Marleau, 4/27/06 at San Jose

### MOST SHORTHANDED GOALS

- 1 - six times, last: David Legwand, 5/7/11 at Vancouver

### MOST SHORTHANDED GOALS AGAINST

- 1 - five times, last: Alexandre Burrows, 4/30/11 at Vancouver

### PENALTY MINUTES

#### MOST PENALTY MINUTES

- 22 - Jordin Tootoo, 4/20/11 vs. Anaheim

#### By Defenseman

- 14 - Barrett Jackman, 4/29/16 vs. San Jose

#### By Rookie

- 15 - Alexander Radulov, 4/13/07 vs. San Jose

### MOST PENALTY MINUTES BY OPPONENT

- 17 - Mike Grier, 4/13/07 vs. San Jose

### GOALTENDING

#### MOST SAVES

- 52 - Dan Ellis, 4/18/08 at Detroit

#### MOST GOALS ALLOWED

- 6 - twice, last: Pekka Rinne, 5/5/18 vs. Winnipeg

### MOST PENALTY MINUTES

- 2 - Pekka Rinne, 5/1/18 at Winnipeg  
- Pekka Rinne, 4/27/12 at Phoenix  
- Tomas Vokoun, 4/20/07 vs. San Jose

#### MOST SAVES AGAINST

- 50 - Scott Darling, 4/21/15 at Chicago

#### MOST ASSISTS

- 2 - Pekka Rinne, 4/15/17 at Chicago

## PLAYER - PERIOD

### GOALS

#### MOST GOALS

- 2 - 11 times, last: Filip Forsberg, 4/12/18 vs. Colorado (3rd per.)

#### MOST GOALS AGAINST

- 2 - eight times, last: Kyle Connor, 5/5/18 vs. Winnipeg (2nd per.)

### ASSISTS

#### MOST ASSISTS

- 3 - Paul Kariya, 4/21/06 vs. San Jose (1st per.)

#### MOST ASSISTS BY OPPONENT

- 2 - 22 times, last: Blake Wheeler, 5/5/18 vs. Winnipeg (2nd per.)

### POINTS

#### MOST POINTS

- 3 - Paul Kariya (3a), 4/21/06 vs. San Jose (1st per.)

### MOST POINTS AGAINST

- 3 - three times, last: Paul Stastny (1g-2a), 5/1/18 at Winnipeg (2nd per.)

### SPECIAL TEAMS

#### MOST POWER PLAY GOALS

- 1 - 52 times, last: P.K. Subban, 5/10/18 vs. Winnipeg (1st per.)

#### MOST POWER PLAY GOALS AGAINST

- 2 - Patrick Marleau, 4/27/06 at San Jose (2nd per.)

### MOST SHORTHANDED GOALS

- 1 - seven times, last: Ryan Johansen, 5/5/18 vs. Winnipeg (2nd per.)

### MOST SHORTHANDED GOALS AGAINST

- 1 - five times, last: Alexandre Burrows, 4/30/11 at Vancouver (2nd per.)

### MOST SHOTS AGAINST

- 6 - Henrik Zetterberg, 4/15/12 at Detroit (3rd per.)  
- Patrick Marleau, 4/11/07 vs. San Jose (1st per.)  
- Brett Hull, 4/11/04 vs. Detroit (3rd per.)

### PENALTY MINUTES

#### MOST PENALTY MINUTES

- 22 - Jordin Tootoo, 4/20/11 vs. Anaheim (3rd per.)

#### MOST PENALTY MINUTES, OPPONENT

- 16 - Andrew Shaw, 4/23/15 vs. Chicago (3rd per.)

### GOALTENDING

#### MOST SAVES

- 22 - Tomas Vokoun, 4/11/04 vs. Detroit (3rd per.)

### MOST SAVES AGAINST

- 21 - Connor Hellebuyck, 5/10/18 vs. Winnipeg (3rd per.)
- 20 - Connor Hellebuyck, 4/27/18 vs. Winnipeg (1st per.)
- 18 - Andrew Hammond, 4/20/18 vs. Colorado (3rd per.)  
- John Gibson, 5/18/17 vs. Anaheim (2nd per.)

### MOST GOALS ALLOWED

- 4 - three times, last: Pekka Rinne, 5/5/18 vs. Winnipeg (2nd per.)



# ***MEDIA INFO***



# FORMATION





# MEDIA INFORMATION

## MEDIA RELATIONS

### PRESS INFORMATION

Inquiries about the Predators may be directed to Kevin Wilson (kwilson@nashvillepredators.com; 615-770-2335), Nick Barnowski (nbarnowski@nashvillepredators.com; 615-770-2126) or Natalie Aronson (naronson@nashvillepredators.com; 615-770-2347) of the club's communications department.

### CREDENTIALS

Season passes are issued to those members of the media who regularly cover the Nashville Predators. These passes will be honored for entrance to Bridgestone Arena and all working areas for all 2018-19 regular-season home games. Single-game credentials must be submitted by email on company letterhead to Nick Barnowski (nbarnowski@nashvillepredators.com) by 10AM CT on the day prior to the game in question. Press box space is limited. For this reason, the Predators cannot guarantee credentials to those members of the media who request such passes after the deadline.

**Credentials will be issued only to representatives of legitimate news-gathering agencies and websites. They will be confiscated if worn by members of the media whose names do not appear on the credential. Only credentialed members of the media are allowed to sit in the press box.**

### MEDIA ENTRANCE

All credentialed media may enter through Bridgestone Arena's Sixth Avenue Garage Entrance located inside the ground level of the parking structure on Sixth Avenue near Demonbreun. Credentials are also available at this entrance on game nights, which will be open three hours prior to face-off. Practices at the arena and morning skates are also accessible through this entrance.

### PHOTOGRAPHERS

Accredited photographers may receive location assignments from team photographer John Russell (john.a.russell@vanderbilt.edu) on game nights or in advance via email. In accordance to NHL Images policies and procedures, freelance photographers and roving passes are not permitted.

### PRESS BOX & RADIO/TV BOOTHS

The Bridgestone Arena press box is located in Sections 310 (television and radio broadcasts), 311 (home and visiting beat writers) and 312 (local TV crews, scouts, other media), and can be reached from the event level by taking the elevators/freight elevator near the Zamboni entrance to Level 4. Proceed to your left out of the elevators, and the press box is three sections down.

### WIRELESS INTERNET SERVICE

Wireless internet is available to media throughout Bridgestone Arena. The password can be obtained through the Predators communications staff. For technical assistance, please contact Michael Paul (mpaul@nashvillepredators.com; 615-770-2196).

### 2018-19 NASHVILLE PREDATORS MEDIA GUIDE

The Nashville Predators 2018-19 media guide is available for download on the Predators Pressbox page, or at [nashvillepredators.com/mediaguide](http://nashvillepredators.com/mediaguide).

[NashvillePredators.com/Pressbox](http://NashvillePredators.com/Pressbox) is a media resource page which contains team publications; in-game and postgame notes, quotes and audio files; online news links; daily stats reports and game notes; and other valuable information. Access to the site is available through the Predators communications department.

### PRE-GAME INTERVIEWS

Media interviews are available outside the Predators' dressing room up to 90 minutes before each game by special request. Writers, television and radio stations seeking live or taped pregame interviews must request the coach or player and state the specific interview time to Predators communications representative **AT OR BEFORE** the game-day skate.

### POSTGAME

Head Coach Peter Laviolette will be available in the event-level media lounge for his postgame press conference following each home game. The Predators' dressing room will open no later than five minutes following the conclusion of the game. In the event of a team meeting, the room will open at the conclusion of the meeting. Transcriptions of both head coaches' postgame availabilities, as well as various Predators and visitors player quotes from the locker room will be distributed to the media in a timely manner following each home game. The freight elevator outside Sections 312/313 will make two express trips to the event level immediately following the game.

### MEDIA WORK ROOMS

Work space and media dining are available in the media lounge/workroom on the event level's south side between the Zamboni tunnel and visitor's dressing room. These rooms open three hours before the opening face-off. There is a second media lounge adjacent to Sections 310/311. Statistics, beverages and snacks will be available in the upper lounge during intermissions. **Credentials must be displayed at all times to gain access to all media areas.**

### PRACTICE SESSIONS

Locker rooms will open no later than five minutes after the conclusion of practice. In the event of a team meeting, the room will open at the conclusion of the meeting.

### BETWEEN-PERIOD TV INTERVIEWS

Requests are to be made before or during the morning skate. A communications representative will be on hand to assist with all requests.

### OFF-LIMITS

The medical room, players' lounge and shower/lavatory areas are closed to all media. The main locker room will be open to the media. Media are not permitted to enter the coaches' offices unless escorted by a member of the Predators communications department.

### INJURY REPORTS

Predators General Manager David Poile, Head Coach Peter Laviolette and communications personnel are the only Predators representatives who will offer comments on player injuries or injury updates.

# MEDIA INFORMATION

## MISCELLANEOUS ARENA/ GAME NIGHT INFORMATION

### MISCELLANEOUS

Executive Offices:	Bridgestone Arena Corner of Sixth Avenue & Broadway (501 Broadway)
Home Ice:	Bridgestone Arena
Seating Capacity:	17,159
Press Box:	Sixth Avenue side
Press Room:	Fifth Avenue side
Television Facilities:	Sixth Avenue side
Radio Facilities:	Sixth Avenue side
Media Entrance:	Patron Platinum Club (Fifth Avenue)
Rink Dimensions:	200 feet x 85 feet
Ends and Sides of Rink:	Athletica Acrylic Glass; corners - 8 feet, sides - 6 feet
Club Colors:	Navy Blue and Predators Gold
Television Outlet:	FOX Sports Tennessee (Nashville Comcast channel 28);
Radio Outlets:	102.5 FM <i>The Game</i> (WPR1)
Press Box Phone:	615-770-2165

### FAN RELATIONS DEPARTMENT

The Nashville Predators Fan Relations Department is dedicated to serving Predators fans and ensuring that the Predators experience is a positive one. Please feel free to email Fan Relations at [predators@nashvillepredators.com](mailto:predators@nashvillepredators.com), visit them at the Fan Information Center presented by AT&T located behind Section 104 near the Bridgestone Arena Conference Rooms, outside Section 331 or phone them at 615-770-2355.

### TICKET INFORMATION/BOX OFFICE

Phone number: 615-770-2040 (Predators Box Office)  
1-800-745-3000 (Ticketmaster)  
[nashvillepredators.com](http://nashvillepredators.com)  
[ticketmaster.com](http://ticketmaster.com)

Box Office Hours: Monday-Saturday, 10 a.m.-5 p.m.

### NASHVILLEPREDATORS.COM

[NashvillePredators.com](http://NashvillePredators.com) is the one-stop shop for all Preds info - player news, post-game interviews, ticket specials and more. The team's official website offers an unparalleled selection of video features, game highlights and game analysis - online video clips not available anywhere else, and being a part of the NHL.com network makes it easy to access videos from any team across the League.

The fan on the go can take the Preds with them on their mobile device using the official Nashville Predators mobile app available in both the Apple App Store and the Google Play Store. Fans can also expand their access to the Preds by following on Facebook ([facebook.com/nashvillepredators](http://facebook.com/nashvillepredators), [facebook.com/bridgestonearena](http://facebook.com/bridgestonearena)), Twitter (@PredsNHL, @BrdgstoneArena) and Instagram (@PredsNHL, @BridgestoneArenaOfficial).

### ATM MACHINES

ATM machines are located in the main concourse lobby to the right of the AT&T Fan Information Center entrance, behind Section 305 and at the Nissan SoBro Entrance.

### TICKET WILL CALL

Located inside the main entrance to Bridgestone Arena at Fifth Avenue and Broadway.

### ADA ACCESSIBLE PARKING AND SEATING

There is free, limited ADA parking in Bridgestone Arena's Sixth Avenue Garage (located on the corner of Sixth Ave. and Demonbreun) with a permit. The Sixth Avenue Garage will open two hours before the doors open. There is ADA seating available in every price range. Sitting in an ADA-designated seat without a ticket for that seat is strictly prohibited. All Bridgestone Arena restrooms are wheelchair accessible. For convenience, there are unisex accessible restrooms located throughout Bridgestone Arena at Sections 103, 109, 111, 117, 216, 312 and 322.

### SAFETY AND COURTESY

There is serious risk and danger incidental to the game of hockey. Injury due to flying pucks and sticks that leave the playing area can happen at any point during the game, even during warm-ups. In order to keep play visible for those seated, all guests are asked to cooperate with ushers holding "Puck in Play" signs and wait for stoppages in play before leaving or returning to the seating area.

### LOST AND FOUND

The Bridgestone Arena Lost and Found is located at the AT&T Fan Information Center behind Section 104 near the Bridgestone Arena Conference Rooms during games. After events, please call the security office (615-770-2050).

### MERCHANDISE

The Predators Team Store is located on Sixth Avenue side of the building, across from Walk of Fame Park, and additional merchandise kiosks are located throughout the building. The Team Store is open Monday-Saturday, 10 a.m.-7 p.m. on non-game days, and on game days open through the end of the game. Call 615-770-2402 for more information.

### SEATING

- Patrons 24 months and older are required to have a ticket.
- Exit/re-entry into Bridgestone Arena is strictly prohibited.
- Smoking is prohibited and against the law inside Bridgestone Arena. Guests wishing to smoke may do so on the fourth level parking garage near Section 313 or through the main doors outside section 120.
- Patrons must be ready to show their seat location to the usher each time they re-enter the seating area.

### GENERAL

- Selling tickets on Bridgestone Arena property is strictly prohibited.
- Backpacks and large bags are not permitted. All items brought into Bridgestone Arena are subject to a security search.
- Bottles, cans, food, beverages, coolers, laser pointers, beach balls, frisbees, shoes with wheels, noise makers, megaphones, voice amplification devices, fireworks, illegal items, drugs and alcohol, video cameras, still cameras with lenses larger than 200 mm, weapons and dangerous devices of any kind are all strictly prohibited in Bridgestone Arena. All guests found with any of these items will be subject to ejection from the building.
- Banners over 2'x3' are prohibited, and no banners can be attached to any part of the building.
- Intoxicated patrons will not be allowed into Bridgestone Arena and will be subject to ejection if found inside the building.
- All fans in Bridgestone Arena must be properly dressed at all times. Shirts and shoes are required at all times and clothing which include profanity are prohibited. Fans dressed inappropriately will be subject to ejection from the facility.

# MEDIA INFORMATION

## ALL-STAR GAME



### NASHVILLE ALL-STAR GAME

On Oct. 17, 2014, the National Hockey League announced that the Nashville Predators and Bridgestone Arena had been selected as host to the 2016 NHL® All-Star Game, the League's multi-day mid-season showcase. The All-Star® Weekend was held Saturday, Jan. 30 and Sunday, Jan. 31, and included the NHL All-Star Skills Competition™ and a fan fair in addition to the NHL® All-Star Game.

The year was packed with many firsts and surprises, from country music stars making an appearance during the All-Star Skills Competition™, to a new 3-on-3 format for the All-Star Game. Outside of hockey, there was Fan Fair held in Music City Center, along with four days of outdoor concerts in beautiful weather and a stunning red carpet that was attended by tens of thousands. Considered one of, if not the best All-Star Weekend in history, with an economic impact of \$25 million for the city.

"It was one of the best events I've ever been to, and I'm not just saying that because I'm in Nashville, I'm saying it because that's how I feel. The city was unbelievable, the weather was unbelievable, the events were terrific, the game was great, the Skills Competition was great, the fans as usual were outstanding, and you couldn't have asked for anything better, really. As a hockey fan and a family that is fans of the game, we thoroughly enjoyed every part of it." **-Peter Laviolette, Head Coach Nashville Predators**

"Nashville glowed Predators gold this weekend, and the whole hockey world got to see it. From the star-studded entertainment to the high-energy arena atmosphere, our city wowed visitors from NHL cities across the continent and did our team proud." **-Jessica Bliss, *The Tennessean***

# MEDIA INFORMATION

## ALL-STAR GAME

### NASHVILLE ALL-STAR QUICK HITS

- Just the sixth time that the NHL® All-Star Game has been hosted in the Southern United States and the first time since 2011.
- Country Music Hall of Fame member and Nashville Predators Foundation board member Vince Gill was named “Mayor of Smashville” for the event and longtime Predators broadcaster Terry Crisp was named “Vice Mayor of Smashville.” In these roles, Gill and Crisp were the faces of the NHL® All-Star Game, and helped showcase the enthusiastic base of hockey supports in the region and for all that Nashville had to offer this premier event.
- Attendance to Saturday night’s All-Star Skills Competition™ and Sunday’s NHL® All-Star Game was at a peak of 17,113 people. There were also concerts and Winter Park happening just outside of Bridgestone Arena. Combined concert attendance throughout the multi-day event was 59,000 people.
- Along with bringing in numerous fans of the NHL, 5,000 room nights were rented out during this multi-day event for NHL officials, team executives, and international media.
- The All-Star Game was the most watched and highest rated All-Star Game in NBC’s history (1.194 million average; 1.89 million peak).
- Merchandise sales were amongst the best the NHL has ever seen for an All-Star Weekend.
- Fan Fair, presented by Bridgestone, was held in Music City Center and posed opportunities for fans to pose for photos with the Stanley Cup, meeting and getting autographs from players, along with interactive booths throughout.
- The Nashville Predators had a League-high four players involved in the event – James Neal, Roman Josi, Pekka Rinne, and Shea Weber.



# MEDIA INFORMATION

## FORD ICE CENTER



Ford Ice Center, which opened for public use in August 2014, was built as a provision of the June 2012 lease agreement between the city of Nashville and Bridgestone Arena. A component of the public-private partnership between Metro and the Nashville Predators, Ford Ice Center was built to help continue the growth of hockey and skating in Middle Tennessee. The facility's central location helps generate local economic development, which in turn increases the demand for nearby lodging, dining, shopping and entertainment.

Located in Antioch, Ford Ice Center houses two sheets of ice, eight locker rooms, four party rooms and more, providing an opportunity for players of all levels and ages more opportunities to participate in hockey and ice skating. Ford Ice Center is also connected to a six-acre park; this provides ample outdoor space for dry land training opportunities for a variety of work outs.

In addition to housing the Predators Youth Hockey initiatives like Get Out and Learn! (G.O.A.L!), Ford Ice Center is home to the Scott Hamilton Skating Academy. Hamilton, a longtime Franklin, Tennessee, resident and Olympic Gold Medalist, helps develop curriculum, make staffing decisions for the Academy and more.

With initiatives such as youth and adult hockey, "Learn to Skate" and public skating participants, friends and family, there is something for the whole family at Ford Ice Center. Since hosting the Nashville Predators Rookie Tournament in September 2014 (with the Florida Panthers, Tampa Bay Lightning and Boston Bruins) Ford Ice Center has hosted several nation-wide USA Hockey adult rec-league tournaments and skating showcases in addition to local and regional events.



Ford Ice Center | 5264 Hickory Hollow Parkway | Antioch, TN 37212

# MEDIA INFORMATION

## FORD ICE CENTER



### Youth Hockey Programs

Termite, Mite, Squirt, PeeWee and Bantam house league divisions play in nine-week sessions, with play occurring on the weekends. Teams practice on Saturdays between 8 a.m.-3 p.m. and play games on Sunday between 12:30-6 p.m. Optional off-ice programming is available in addition to on-ice individual only skill lessons. Participants may choose to use Ford Ice Center's equipment rental program.

### Adult Hockey Programs

Three, 13-week seasons (fall, winter and spring/summer) including playoffs.



### Nashville Predators Select Travel Hockey Program

The 2016-17 season was the first that a travel hockey program was based out of Ford Ice Center. Nashville Predators Select will field two teams for the 2018-19 season and will participate in the Southern Youth Hockey Travel League (SYHTL).

### Tenants

Nashville Predators Youth and Adult Hockey, Scott Hamilton Skating Academy, Scott Hamilton Skating Club, Nashville Jr. Predators, Vanderbilt University Club Hockey, Middle Tennessee State University Club Hockey, Lipscomb University Club Hockey GNASH (High School Hockey), Total Package Hockey and Hockey Saves.



### Fast Facts

- Two Rinks (North Rink, South Rink)
- Eight locker rooms
- Yoga/ballet studio
- Outdoor dek/street hockey area
- Off-ice training space including three shooting lanes with synthetic ice, cardio equipment and dry-land training
- Concession stand
- Connected to campus featuring six-acre park, recreation center and library



### Perani's Hockey World

Ford Ice Center's Pro Shop is operated by Perani's Hockey World, one of the premier hockey shops in the United States. The Nashville location is Perani's 24th retail store and its first in the southeast. In addition to operating 24 retail stores, Perani's runs an E-commerce business that is one of the largest in North America and is dedicated to offering their customers the best customer service, the lowest prices and largest product selection. It's the Toy Store for the hockey player!

For more information, visit [NashvillePredators.com/FordIceCenter](http://NashvillePredators.com/FordIceCenter).

# **MEDIA INFORMATION**

## **PREDS ICE CENTER**

In March of 2017 the Nashville Predators announced the development of a new two-sheet ice rink, the Preds Ice Center, at One Bellevue Place. This the second location the Preds have created to grow the sport of hockey through Middle Tennessee, the first being Ford Ice Center in Antioch. The Predators are now involved in three of Nashville's biggest recreational operations in Ford Ice Center, Centennial Sportsplex and now, Bellevue.

The Nashville Predators project the new Bellevue rink to operate with the same success as Ford Ice Center, resulting in two of the busiest rinks in North America calling Nashville home. This could not be done without the strong partnership the organization has with the Mayor's office, Sports Authority and Metro Parks and Recreation.

Inside the facility, guests can expect two full sheets of ice, a variety of food and beverage options with a full restaurant; workout space designed to help figure skaters and hockey players, a track inside the community center and many other planned elements. The Scott Hamilton Skating Academy will be operating out of the Bellevue

location, to accommodate the growing program. Ground breaking for the Preds Ice Center took place in June of 2018, with the projected open date for the development set for August of 2019.

The rink will be the finishing touch to an already elaborate development currently under construction at One Bellevue Place and couldn't have happened without the NHL, NHLPA, the Nashville Predators, the Sports Authority and the city of Bellevue working hard together to continue the development of an already-thriving Metro Parks and Recreation department.

One Bellevue Place's retail space is 375,000 square feet and held its grand opening in August of 2018. Within the space, there are 337 Class A apartments, which started occupancy in the summer of 2017. The space will also feature an 111-room Hilton hotel and a planned Marriott hotel. For more information, visit [onebellevueplace.com](http://onebellevueplace.com).



**Preds Ice Center | 7620 Hwy 70 | Nashville, TN 37221**

# MEDIA INFORMATION

## RINK PARTNERSHIPS



**CENTENNIAL  
SPORTSPLEX**  
222 25th Avenue North  
Nashville, TN 37203  
(615) 862-8480

The Thomas Frist Centennial Sportsplex is operated by the Metro Board of Parks and Recreation in Nashville. The facility was made possible by a landmark land exchange between Metro Parks and healthcare provider Hospital Corporation of America (HCA). The city exchanged 10 prime acres adjacent to Centennial Park for \$12 million. The money was used to build the Sportsplex. During the summer of 2014, the ice arena at Centennial Sportsplex underwent major renovations, including replacing the ice coolant systems and installing new dasher boards and glass at Rink B.

The \$20 million, 145,000 square-foot Sportsplex features a tennis center, a fitness center, an aquatics center and two full-size ice rinks. The aquatics center, named after Olympian Tracy Caulkins, has been the site of numerous U.S. Senior and Junior National Swim Meets, the YMCA National Swim Meet

and, to date, still holds one of the fastest times ever swam for the men's 50-meter freestyle, set in the inaugural swim meet in February 1990 by Olympian Tom Jager.

The ice arena opened on Jan. 2, 1990, with one sheet, and a second sheet was added on Feb. 1, 1999. It is home to the Nashville Predators' practice facility, the Nashville Youth Hockey League, Nashville Skating Academy and the Nashville Figure Skating Club. The building holds offices for the Predators' coaching staff and hockey operations department, a full dressing room, weight room and an athletic training section.

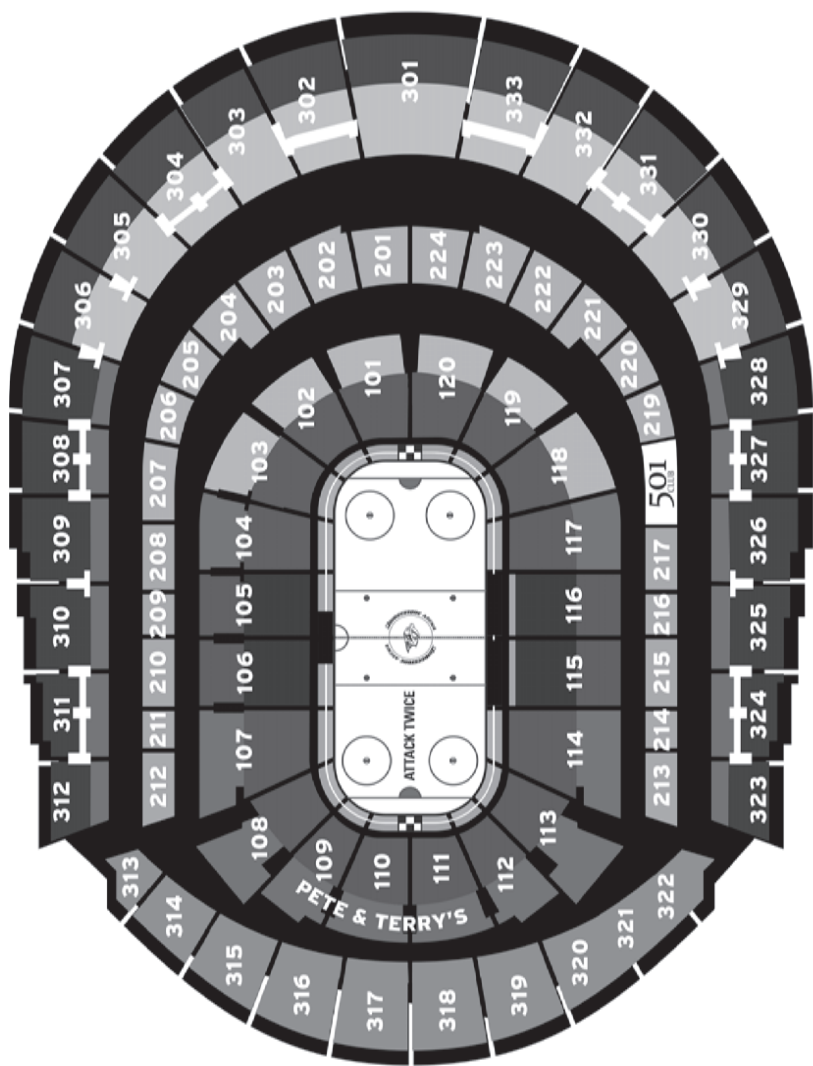
In addition, Centennial Sportsplex hosts adult hockey leagues, figure skating, numerous public sessions, figure skating competitions, ice shows, hockey tournaments and camps. In 1997, it was one of the sites for the USFSA National Championships.

Centennial Sportsplex offers instructional classes in skating, swimming and tennis, as well as public usage in each of those areas. The ice arena and aquatic area also offers special rates for parties, schools and group events. For further information, contact the Centennial Sportsplex at (615) 862-8490 or visit [nashville.gov/sportsplex](http://nashville.gov/sportsplex).





# ARENA MAP





# Vanderbilt Sports Medicine

Vanderbilt Sports Medicine is the most comprehensive sports medicine service in Middle Tennessee. Its highly trained team cares for all athletic injuries and specializes in knee and shoulder injuries to all recreational and competitive athletes. Patients at Vanderbilt Sports Medicine benefit from a staff of sports medicine-trained physicians, a state-of-the-art facility, and the support and resources of the Vanderbilt Medical Center. The Vanderbilt Sports Medicine team shares a common commitment to professional and personal excellence. All physicians on staff are fellowship trained in sports medicine.

VSM's goal is to provide patients with the highest standard of care possible. Patients receive an individualized treatment and rehabilitation program designed to return them to their previous level of activity as quickly and safely as possible. The Vanderbilt Sports Medicine Center is dedicated to excellence in patient care, research, education, and sports medicine.

Vanderbilt Sports Medicine's mission is to improve the lives of our athletes and patients through excellence in science, education and clinical skill.



**JOHN E. KUHN, M.D.**  
MEDICAL DIRECTOR  
HEAD TEAM PHYSICIAN AND  
ORTHOPAEDIC SURGEON

John (Jed) Kuhn, M.D., is a Professor of Orthopaedics and the Director of the Division of Sports Medicine at Vanderbilt University Medical Center.

Dr. Kuhn received his medical training and completed his orthopaedic residency at the University of Michigan before travelling to Vail, Colorado, where he served as a fellow in Orthopaedic Sports Medicine and Shoulder Surgery at the prestigious Steadman-Hawkins Clinic.

He has served as team physician for the University of Michigan, Vanderbilt University, the USA Hockey National Team Development Program, the U.S. Olympic Committee and the Nashville Sounds baseball team. Dr. Kuhn is a fellow of the American Academy of Orthopaedic Surgeons, is an active member of the American Orthopaedic Association, the American Orthopaedic Society for Sports Medicine, and the American Shoulder and Elbow Surgeons. He has been recognized as one of America's Top Doctors by US News and World Report, and one of Nashville's Best Doctors by the Nashville Business Journal and Nashville Lifestyles Magazine.

Dr. Kuhn and his wife, Janet, have three children: Andrew, Hobey and Katie.



**PAUL J. RUMMO, D.O.**  
HEAD TEAM PHYSICIAN AND SPORTS  
MEDICINE PRIMARY CARE PHYSICIAN

Paul J. Rummo, D.O. is an Assistant Professor with the Department of Orthopaedics and Rehabilitation at Vanderbilt University Medical Center. He is the Medical Director for Vanderbilt Orthopaedics Cool Springs. Dr. Rummo serves as Head Team Physician for the Nashville Predators as well as Team Physician for Vanderbilt University.

Dr. Rummo is a graduate from the University of New England College of Osteopathic Medicine. He completed his Internal Medicine residency at Memorial Health Care in Worcester, Massachusetts, followed by a fellowship in primary care sports medicine at Vanderbilt University Medical Center.

Dr. Rummo is a diplomat of the American Board of Internal Medicine and holds a Certificate of Added Qualifications in primary care sports medicine. He is a member of the American Medical Society for Sports Medicine and the American College of Sports Medicine.

His clinical interests include treatment of all athletic injuries and non-surgical orthopaedic problems in patients of all ages.

# MEDIA INFORMATION

## VANDERBILT MEDICAL STAFF

### VANDERBILT MEDICAL STAFF

CHARLES L. (CHARLIE) COX, M.D., M.P.H.

ASSISTANT TEAM PHYSICIAN AND ORTHOPAEDIC SURGEON

ALEX B. DIAMOND, D.O.

ASSISTANT TEAM PHYSICIAN AND  
SPORTS MEDICINE PRIMARY CARE PHYSICIAN

GARY SOLOMON, PH.D.

TEAM NEUROPSYCH

KATIE GIFFORD, PSY.D.

TEAM NEUROPSYCH

AARON JECKELL, M.D.

TEAM BEHAVIORAL HEALTH SPECIALIST

CLIFF BROWN, D.C.

TEAM CHIROPRACTOR

DANIEL S. WEIKERT, M.D.

HEAD TEAM OPHTHALMOLOGIST

JEFF KAMMER, M.D.

TEAM OPHTHALMOLOGIST

SEAN DONAHUE, M.D.

TEAM OPHTHALMOLOGIST

WESLEY THAYER, M.D.

HEAD TEAM PLASTIC SURGEON

STEPHANE BRAUN, M.D.

TEAM PLASTIC SURGEON

BLAIR SUMMITT, M.D.

TEAM PLASTIC SURGEON

WARNE FITCH, M.D.

HEAD TEAM EMERGENCY MEDICINE PHYSICIAN

JARED McKINNEY, M.D.

EMERGENCY MEDICINE

JEREMY BRYWCZNSKI, M.D.

EMERGENCY MEDICINE

TYLER AMES, DMD

TEAM DENTIST

JULIE REZK, DMD

TEAM DENTIST

CHRISTOPHER R. ELLIS, M.D.

TEAM CARDIOVASCULAR PHYSICIAN & SURGEON

JOSEPH L. FREDI, M.D.

TEAM CARDIOVASCULAR PHYSICIAN & SURGEON

# MEDIA INFORMATION

## NAME, LOGO & SWEATERS



The Predators unveiled their logo, a saber-toothed tiger, in Nashville's downtown First American Center on September 25, 1997, 26 years after a fang and foreleg bone of a saber-toothed tiger were found in a cave just below the building's address. In May of 1971, excavation began at the downtown Nashville site of what today is the 28-story Regions Center. Further digging revealed a cave containing the nine-inch fang and a foreleg bone of a saber-toothed tiger, extinct for at least 10,000 years. Radiocarbon tests on revealed that it could have possibly been one of the last of its breed to exist. Scientists believe that some time during the last glacial period (15,000-80,000 years ago) part of the cave was the den of the saber-toothed tiger.

The discovery, made in August 1971, marked only the fifth of its kind in North America. For more than 35 years, the prehistoric artifacts were housed in the building above their excavation site, until November 2016, when they were presented to the team for housing inside Bridgestone Arena.

The saber-toothed tiger logo was co-designed by JDK Design of Burlington, Vermont and Dye, Van Mol & Lawrence of Nashville.

The naming of the Predators was a direct reflection of the fans of Nashville and their choice.

During the public events and through focus groups and related surveys, fans selected the name "Predators" by a two-to-one margin over the second choice. On Nov. 13, 1997, the saber-toothed tiger logo was unveiled for the first time with the Predators insignia attached to it. On Feb. 12, 1998, then-Head Coach Barry Trotz and

Assistant Coach Paul Gardner unveiled the Predators' inaugural home and away jerseys at Cool Springs Galleria.

On Nov. 21, 2001, the Predators debuted a third jersey with a 4-3 win against the Chicago Blackhawks at Bridgestone Arena. The jersey featured an "animated" saber-tooth tiger logo on the crest and tiger skulls on the shoulders. It was retired following the 2006-07 season.

For the 2007-08 season, the Predators, along with the other 29 NHL teams, introduced the Rbk EDGE Uniform System to further meet the performance demands of today's player.

The Predators would debut a new third jersey on Nov. 27, 2009 against the St. Louis Blues. The sweaters, which features a vintage-inspired lace-up front, a subtle checkerboard pattern lining the bottom of the jersey, and a bolder and more simplified color scheme, were worn for the past two seasons, but will be set aside in 2011-12, making way for the first logo and color scheme redesign in franchise history.

The logo and uniforms for the 2011-12 season were designed to develop a powerful, long-term brand message and help infuse new life into the Nashville Predators imagery and brand with a more contemporary, aggressive, streamlined logo that still maintains the basic Pred Head concept. A new secondary logo was also designed to represent the state flag of Tennessee and Nashville's Music City heritage simultaneously, with a guitar pick shape incorporating the three stars of the state's three grand divisions - West, Middle and East. The "Predators Gold" sweaters create a distinctive, dominant, bold look that balances traditional elements of classic uniforms, with those unique to Nashville - guitar strings in the numbering and lettering, fangs in the neck area and piano keys on the inside of the collars.



Another redesign came for the 2017-18 season as adidas unveiled the new ADIZERO Authentic NHL jerseys and uniforms for all 31 NHL teams. The lighter, cooler, stronger designs help solidify the team's visual identity within the league by placing more emphasis on their signature Gold color. The adidas design team worked with the Predators on both the home and away uniforms to simplify them, and use the signature Gold in a bolder and more prevalent way. In addition, the sleeve numbers have been adjusted to include the same six-string graphic motif as the current back numbers.

# MEDIA INFORMATION

## NASHVILLE HOCKEY HISTORY

In the spring of 1962, a small group of businessmen led by David Patterson put up \$125,000 to place a team in the Eastern Hockey League. The Dixie Flyers, named after a passenger train said to be the oldest in the South, were placed in the nine-team league. The purple-and-gold colored Flyers played their first regular-season home game (a 2-0 loss to Knoxville) on Oct. 27, 1962 at the Municipal Auditorium. The Flyers endured a rough opening season, winning 16 games and qualifying for the playoffs, only to be swept in three games by Greensboro. However, it didn't take long for the Flyers to make their presence felt.

After losing in the 1965 Finals, the Flyers went on to win EHL Walker Cup championships in 1966 and 1967, the only two professional ice hockey titles in the city's history. John McClellan, who went on to coach the Toronto Maple Leafs, coached the Flyers. The Flyers swept each of their three playoff series in 1966. They won the championship by going 11-0 in the playoffs and becoming the first team in minor league ice hockey ever to march through the playoffs undefeated.

In 1967, Patterson's group sold the team to a business group headed by Mark Parrish. The Cinderella '69 team reached the Finals, but lost in seven tough games to the Clinton (N.Y.) Comets in the Walker Cup Finals. Shortly after, the Flyers' attendance slipped dramatically. Barely able to scrape up enough funds to start the 1970-71 campaign, the Flyers folded following the season.

Hockey returned to Nashville when baseball guru Larry Schmittow, who brought minor league baseball back to Nashville in 1978 after a 15-year absence, did the same for hockey in July 1981. Thus the South Stars were founded, a team that played in the Central Hockey League and had the Minnesota North Stars as its NHL affiliate. The logo was a hockey player swinging a guitar representing the Music City while using yellow, orange and green.

The 1981-82 team finished fourth in its division and lost to Wichita, 3-0, in the first round of the playoffs. Gene Ubricco, who went on to coach the NHL's Pittsburgh Penguins and 1992 Italian Olympic team, coached the Stars.

Under new ownership (Randy Van Meter), the Stars pulled out of the CHL in 1982 and entered the old Atlantic Coast Hockey League (ACHL), playing teams geographically closer to Nashville. The Stars finished 11-43-4 and suffered through a season of low attendance. They began the following season, only to fold in December 1983. Two Knoxville wrestling promoters, Bob Polk and Ron Fuller, rescued the sport five years later. They



Nashville Dixie Flyers  
EHL  
1962-1971



Nashville South Stars  
CHL/ACHL  
1978-83



Nashville Knights  
ECHL  
1989-96



Nashville NightHawks  
CHL  
1996-97



Nashville Ice Flyers  
CHL  
1997-98

purchased an East Coast Hockey League franchise in January 1989. The Knights, with popular ex-South Stars player Archie Henderson as coach, attracted an astonishing 150,000 fans their first season (1989-90). While wearing red and blue uniforms adorned with the logo of a knight's mask, they made the playoffs but lost in the first round. During the 1990-91 season, Peter Horachek, former Predators assistant coach, served as the Knights' head coach and director of hockey operations.

The Knights went through three ownership changes in their seven-year history. They twice went to the semifinals of the ECHL playoffs - in 1993 under ex-NHL standout and coach Nick Fotiu, and in 1995 under coach Mark Kumpel.

Perhaps the top Knights highlight came during the 1992-93 season when Trevor Jobe scored what is still a minor hockey league record 85 goals, with 76 assists, for 161 points and 12 hat tricks in his MVP season.

In the spring of 1996, after failed negotiations for a lease agreement with the Auditorium, the Knights departed to Pensacola, Fla. There, they were renamed the Ice Pilots.

Hockey was revived again with the arrival of the NightHawks in the fall of 1996. The Central Hockey League team only won 12 games, the worst in CHL history. The red-and-blue NightHawks' logo was a hawk showing its claws. Nashville Mike Friedman purchased the team in the summer of 1997. In a renewed salute to the old Dixie Flyers, Friedman changed both the name to the Ice Flyers and the colors to blue and gray. David Lohrie led the team to a 41-win season and a second-place finish in the CHL East and was named coach of the year. The team lost in the semi-finals to the eventual CHL Champ Columbus in April 1998. The impending arrival of the Predators led Friedman to move the franchise to Albany, Ga.

This closed the book on three separate chapters, a combined 21 years, of minor league hockey in Nashville, starting and ending with the team named the Flyers. Former Predators President Jack Diller is well aware and appreciative of Nashville's hockey pioneers.

"The team and sport obviously made a significant impact on many people here in Middle Tennessee. Other teams such as the South Stars, Knights, NightHawks and Ice Flyers also enjoyed varying degrees of success - all of which helped fuel the excitement for the NHL and arrival of the Predators," Diller said.

Excerpted from *Hockey in Nashville* before the Predators, written by hockey historian Harold Huggins and originally printed in the Predators Press: Commemorative Issue, October 10, 1998.

# TRAINING CAMP



# TRAINING CAMP

## 2018 TRAINING CAMP ROSTER

No.	FORWARDS	Ht	Wt	Shoots	Place of Birth	Birthdate	2018-19 Team
33	Viktor Arvidsson	5-9	180	R	Skelleftea, Sweden	4/8/93	Nashville (NHL)
42	Colin Blackwell	5-9	190	R	Lawrence, Mass.	3/28/93	Rochester (AHL)
13	Nick Bonino	6-1	196	L	Hartford, Conn.	4/20/88	Nashville (NHL)
56	Connor Brickley	6-0	203	L	Everett, Mass.	2/25/92	Florida (NHL)
22	Kevin Fiala	5-10	193	L	St. Gallen, Switzerland	7/22/96	Nashville (NHL)
9	Filip Forsberg	6-1	205	R	Ostervalva, Sweden	8/13/94	Nashville (NHL)
91	Tyler Gaudet	6-3	205	L	Hamilton, Ont.	4/4/93	Tucson (AHL)/Milwaukee (AHL)
89	Frederick Gaudreau	6-0	179	R	Bromont, Que.	5/1/93	Milwaukee (AHL)/Nashville (NHL)
63	Jeremy Gregoire*	6-0	194	R	Sherbrooke, Que.	9/5/95	Laval (AHL)
23	Rocco Grimaldi	5-6	181	R	Anaheim, Calif.	2/8/93	San Antonio (AHL)/Colorado (NHL)
38	Ryan Hartman	6-0	181	R	Hilton Head Isl., S.C.	9/20/94	Nashville (NHL)/Chicago (NHL)
19	Calle Jarnkrok	5-11	186	R	Gavle, Sweden	9/25/91	Nashville (NHL)
84	Tanner Jeannot	6-2	207	L	Oxbow, Sask.	5/29/97	Moose Jaw (WHL)
92	Ryan Johansen	6-3	218	R	Vancouver, B.C.	7/31/92	Nashville (NHL)
43	Justin Kirkland	6-3	183	L	Camrose, Alta.	8/2/96	Milwaukee (AHL)
67	Pavel Kolytgin	6-0	194	L	Moskva, Russia	2/17/99	Drummondville (QMJHL)
61	Matt Lane*	5-10	176	L	Rochester, N.Y.	3/15/94	Worcester (ECHL)
78	Zach Magwood	5-10	190	R	Cambridge, Ont.	4/22/98	Barrie (OHL)
70	Tyler Moy	6-1	194	R	La Jolla, Calif.	7/18/95	Milwaukee (AHL)
64	Mathieu Olivier*	6-2	209	R	St. Lambert-de-Lauzo, Que	2/11/97	Sherbrooke (QMJHL)
77	Alex Overhardt*	6-0	190	L	Cherry Hills, Colo.	1/15/97	Portland (WHL)
85	Carl Persson	6-1	205	L	Kristianstad, Sweden	6/28/95	Karlskrona (Sweden)
65	Emil Pettersson	6-2	185	L	Sundsvall, Sweden	1/14/94	Milwaukee (AHL)
90	Anthony Richard	5-10	176	L	Trois-Rivieres, Que.	12/20/96	Milwaukee (AHL)
36	Zac Rinaldo	5-10	192	L	Hamilton, Ont.	6/15/90	Arizona (NHL)
20	Miikka Salomaki	5-11	203	L	Raaha, Finland	3/9/93	Nashville (NHL)
10	Colton Sissons	6-1	200	R	North Vancouver, B.C.	11/5/93	Nashville (NHL)
15	Craig Smith	6-1	208	R	Madison, Wis.	9/5/89	Nashville (NHL)
11	Eeli Tolvanen	5-10	191	L	Vihti, Finland	4/22/99	Nashville (NHL)/Jokerit (KHL)
32	Yakov Trenin	6-2	201	L	Chelyabinsk, Russia	1/13/97	Milwaukee (AHL)
8	Kyle Turris	6-1	190	R	New Westminster, B.C.	8/14/89	Nashville (NHL)/Ottawa (NHL)
51	Austin Watson	6-4	204	R	Ann Arbor, Mich.	1/13/92	Nashville (NHL)

No.	DEFENSEMEN	Ht	Wt	Shoots	Place of Birth	Birthdate	2018-19 Team
72	Frederic Allard	6-1	179	R	Saint-Sauveur, Que.	12/27/97	Milwaukee (AHL)/Norfolk (ECHL)
2	Anthony Bitetto	6-1	210	L	Island Park, N.Y.	7/15/90	Nashville (NHL)
45	Alexandre Carrier	5-11	174	R	Quebec City, Que.	10/8/96	Milwaukee (AHL)
40	Brian Cooper*	5-10	196	L	Anchorage, Alaska	11/1/93	San Diego (AHL)
46	Matt Donovan*	6-1	205	L	Edmond, Okla.	5/9/90	Frolunda (Sweden)
53	Jack Dougherty	6-1	185	R	St. Paul, Minn.	5/25/96	Milwaukee (AHL)
14	Mattias Ekholm	6-4	215	L	Borlange, Sweden	5/24/90	Nashville (NHL)
4	Ryan Ellis	5-10	180	R	Hamilton, Ont.	1/3/91	Nashville (NHL)
5	Dan Hamhuis	6-1	204	L	Smithers, B.C.	12/13/82	Dallas (NHL)
52	Matt Irwin	6-1	207	L	Victoria, B.C.	11/29/87	Nashville (NHL)
59	Roman Josi	6-1	201	L	Bern, Switzerland	6/1/90	Nashville (NHL)
60	Joonas Lyytinen	6-0	173	L	Espoo, Finland	4/4/95	Milwaukee (AHL)/Norfolk (ECHL)/Atlanta (ECHL)
75	Jacob Paquette	6-3	201	L	Ottawa, Ont.	5/26/99	Kingston (OHL)
58	Filip Pyrochta	6-2	192	L	Trebitz, Czech Republic	6/24/96	Bili Tygri Liberec (Czech)/Benatky nad Jizerou (Czech-2)
76	P.K. Subban	6-0	210	R	Toronto, Ont.	5/13/89	Nashville (NHL)
24	Jarred Tinordi	6-6	229	L	Burnsville, Minn.	2/20/92	Wilkes-Barre/Scranton (AHL)
7	Yannick Weber	5-11	200	R	Morges, Switzerland	9/23/88	Nashville (NHL)
94	Vladislav Veyemenko	6-0	176	R	Mishutki, Belarus	4/24/99	Calgary (WHL)

No.	GOALTENDER	Ht	Wt	Catches	Place of Birth	Birthdate	2018-19 Team
1	Troy Grosenick	6-1	185	L	Brookfield, Wis.	8/27/89	San Jose (AHL)/Milwaukee (AHL)
39	Thomas McCollum*	6-2	220	L	Amherst, N.Y.	12/7/89	Grand Rapids (AHL)
35	Pekka Rinne	6-5	217	L	Kempele, Finland	11/3/82	Nashville (NHL)
74	Juuse Saros	5-11	180	L	Forssa, Finland	4/19/95	Nashville (NHL)/Milwaukee (AHL)
34	Miroslav Svoboda	6-3	192	L	Vsetin, Czech Republic	3/7/95	Pizen (Czech)

\* - Denotes player attended camp on an American Hockey League contract

# TRAINING CAMP

## ALL-TIME PRESEASON RESULTS

### 2017 (2-2-2)

Date	Opp.	Site	Result
9/19	FLA	Nashville, TN	L, 3-5
9/19	FLA	Nashville, TN	W, 3-2 (OT)
9/22	TBL	Tampa, FL	L, 1-3
9/24	CBJ	Columbus, OH	W, 5-3
9/28	CBJ	Nashville, TN	SOL, 3-4
9/30	TBL	Nashville, TN	OTL, 2-3

### 2010 (4-2-0)

Date	Opp.	Site	Result
9/23	CAR	Nashville, TN	L, 1-3
9/24	CAR	Raleigh, NC	W, 2-1
9/25	WSH	Nashville, TN	L, 1-2
9/27	ATL	Nashville, TN	W, 2-1
9/29	ATL	Atlanta, GA	W, 4-3
10/3	WSH	Washington D.C.	W, 3-0

### 2003 (Record: 2-2-2-1)

Date	Opp.	Site	Result
9/21	STL	St. Louis, MO	W, 4-3
9/23	CBJ	Nashville, TN	W, 3-2
9/24	STL	Kansas City, MO	L, 1-2
9/25	CAR	Nashville, TN	W, 4-2
9/29	ATL	Nashville, TN	L, 2-5
9/30	ATL	Atlanta, GA	L, 2-3
10/1	CBJ	Columbus, OH	W, 4-1

### 2016 (2-2-2)

Date	Opp.	Site	Result
9/27	FLA	Sunrise, FL	L, 1-4
9/27	FLA	Sunrise, FL	W, 2-1
9/29	CBJ	Columbus, OH	OTL, 2-3
10/1	TBL	Nashville, TN	W, 4-3
10/4	CBJ	Nashville, TN	OTL, 2-3
10/8	TBL	Tampa, FL	L, 3-5

### 2009 (4-2-0)

Date	Opp.	Site	Result
9/17	ATL	Nashville, TN	W, 5-0
9/18	CAR	Raleigh, NC	W, 4-2
9/19	CBJ	Nashville, TN	W, 3-2
9/23	ATL	Atlanta, GA	L, 4-5
9/26	CAR	Nashville, TN	L, 2-5
9/27	CBJ	Columbus, OH	W, 4-2

### 2002 (Record: 3-4-1-0)

Date	Opp.	Site	Result
9/19	CHI	Chicago, IL	L, 1-3
9/21	STL	Nashville, TN	L, 0-1
9/22	CBJ	Columbus, OH	W, 5-3
9/24	ATL	Atlanta, GA	L, 4-5
9/25	STL	St. Louis, MO	L, 2-3
9/28	ATL	Bossier City, LA	T, 4-4
10/1	CHI	Nashville, TN	W, 2-0
10/5	CBJ	Nashville, TN	W, 2-0

### 2015 (3-2-1)

Date	Opp.	Site	Result
9/20	FLA	Nashville, TN	W, 5-2
9/20	FLA	Nashville, TN	OTL, 2-3
9/22	TBL	Tampa, FL	W, 3-2 (OT)
9/23	TBL	Nashville, TN	W, 5-2
9/29	CBJ	Nashville, TN	L, 2-5
10/3	CBJ	Columbus, OH	L, 1-7

### 2008 (2-4-0)

Date	Opp.	Site	Result
9/25	ATL	Nashville, TN	L, 2-4
9/26	CBJ	Columbus, OH	L, 3-4
9/27	CBJ	Nashville, TN	W, 3-1
10/2	CAR	Nashville, TN	L, 2-4
10/3	ATL	Atlanta, GA	W, 6-4
10/5	CAR	Raleigh, NC	L, 0-2

### 2001 (Record: 3-4-0-1)

Date	Opp.	Site	Result
9/17	ATL	Atlanta, GA	L, 3-4
9/18	CBJ	Columbus, OH	L, 2-3
9/21	CBJ	Huntsville, AL	W, 3-1
9/22	STL	Nashville, TN	L, 2-5
9/23	CHI	Nashville, TN	W, 1-0
9/25	ATL	Nashville, TN	OTL, 4-5
9/28	STL	St. Louis, MO	L, 0-2
9/29	CHI	Chicago, IL	W, 3-0

### 2014 (3-3-0)

Date	Opp.	Site	Result
9/23	TBL	Tampa, FL	L, 2-4
9/25	TBL	Nashville, TN	W, 1-0
9/27	FLA	Nashville, TN	W, 2-1 (SO)
9/27	FLA	Nashville, TN	W, 4-1
9/29	CBJ	Nashville, TN	L, 0-3
10/4	CBJ	Columbus, OH	L, 2-3

### 2007 (Record: 3-2-1)

Date	Opp.	Site	Result
9/16	CBJ	Columbus, OH	W, 3-1
9/20	ATL	Nashville, TN	W, 5-3
9/21	CAR	Raleigh, NC	L, 0-3
9/22	CAR	Nashville, TN	W, 4-1
9/25	ATL	Atlanta, GA	SOL, 2-3
9/29	CBJ	Nashville, TN	W, 0-3

### 2000 (Record: 3-3-1-0)

Date	Opp.	Site	Result
9/16	ATL	Southaven, MS	W, 5-3
9/17	CBJ	Dayton, OH	L, 2-4
9/19	STL	St. Louis, MO	T, 2-2
9/23	CHI	Nashville, TN	W, 4-1
9/26	ATL	Nashville, TN	W, 4-1
9/29	CHI	Chicago, IL	L, 3-4
9/30	STL	Nashville, TN	L, 0-4

### 2013 (2-4-1)

Date	Opp.	Site	Result
9/16	FLA	Sunrise, FL	L, 3-6
9/16	FLA	Sunrise, FL	OTL, 2-3
9/19	TBL	Tampa, FL	L, 1-5
9/22	NYI	Nashville, TN	W, 2-0
9/24	TBL	Nashville, TN	W, 2-1
9/25	WSH	Washington, D.C.	L, 1-4
9/27	NYI	Uniondale, N.Y.	L, 4-6

### 2006 (Record: 4-1-1)

Date	Opp.	Site	Result
9/17	CBJ	Columbus, OH	L, 0-2
9/21	CBJ	Memphis, TN	W, 8-1
9/22	CAR	Raleigh, NC	W, 5-4
9/23	CAR	Nashville, TN	W, 7-3
9/29	ATL	Atlanta, GA	OTL, 3-4
9/30	ATL	Nashville, TN	W, 5-1

### 1999 (Record: 1-5-3-0)

Date	Opp.	Site	Result
9/11	ATL	Columbus, GA	L, 1-3
9/14	DET	Detroit, MI	L, 2-4
9/16	FLA	Knoxville, TN	T, 4-4
9/18	STL	Milwaukee, WI	T, 2-2
9/18	WSH	Biloxi, MS	L, 1-2
9/21	STL	Lafayette, LA	L, 1-4
9/25	DET	Nashville, TN	L, 1-3
9/26	FLA	Louisville, KY	T, 0-0
9/28	ATL	Nashville, TN	W, 2-0

### 2011 (7-1-0)

Date	Opp.	Site	Result
9/19	FLA	Sunrise, FL	W, 5-3
9/19	FLA	Sunrise, FL	L, 3-4
9/20	WSH	Baltimore, MD	W, 2-0
9/23	CAR	Raleigh, NC	W, 3-2
9/24	WPG	Nashville, TN	W, 4-3
9/28	WSH	Nashville, TN	W, 4-1
9/30	WPG	Winnipeg, MB	W, 3-2 (SO)
10/1	CAR	Nashville, TN	W, 2-1 (OT)

### 2005 (Record: 4-3-0)

Date	Opp.	Site	Result
9/21	STL	St. Louis, MO	W, 4-3
9/23	CBJ	Nashville, TN	W, 3-2
9/24	STL	Kansas City, MO	L, 1-2
9/25	CAR	Nashville, TN	W, 4-2
9/29	ATL	Nashville, TN	L, 2-5
9/30	ATL	Atlanta, GA	L, 2-3
10/1	CBJ	Columbus, OH	W, 4-1

### 1998 (Record: 2-4-3)

Date	Opp.	Site	Result
9/19	FLA	Huntsville, AL	W, 4-2
9/20	FLA	Pensacola, FL	T, 4-4
9/22	DAL	Little Rock, AR	T, 2-2
9/25	DAL	Dallas, TX	L, 1-5
9/26	STL	Kansas City, MO	L, 5-6
10/1	WSH	Richmond, VA	L, 3-4
10/2	ANA	Cincinnati, OH	W, 2-1
10/3	ANA	Milwaukee, WI	L, 0-3
10/6	STL	St. Louis, MO	T, 3-3



# NOTES

---



**CLUTCH**  
**PERFORMANCE™**  
ON AND OFF THE ICE



**BRIDGESTONE**

Official Tire of the Nashville Predators™

